

A Accession# ⓘ

1955.002.028

↕ Autonumber

201

A Specimen Name ⓘ

Elk, Trophy Head

📷 Image-FRONT
OVERALL ⓘ



1955.002.028 Elk Trophy Head in situ 10...

≡ Owner Description ⓘ

Taxidermy mount of a head of an elk with 13 point antlers, with the tissue of nose and eyelines modeled in wax. Shaped over unidentified form. Mouth is closed. Has metal earliner and glass eyes. Adult male Elk.

Hide 108 hidden fields ^

⌵ Arsenic Positive? ⓘ

Yes

A Arsenic Test Results ⓘ
(mg/kg)

A Location Description ⓘ

Gallery, West Wall

⌵ Location Memo ⓘ

On Display

⌵ Department ⓘ

📅 DATE ACQ ⓘ

mm/dd/yyyy

\$ ACQ Cost ⓘ

\$ LTD ACCUM DEPR ⓘ

\$ Appraised Value ⓘ
(2022)

⌵ Endangered ⓘ

⌵ IUCN ⓘ

☰ CITES ⓘ

☰ Applicable Laws ⓘ

Ab INPUT_Description/S ⓘ
ource⌵ Classification- ⓘ
Vertebrate⌵ Classification- ⓘ
Invertebrate

⌵ Life Stage ⓘ

⌵ Taxidermist/Artist/Pre ⓘ
parator

A Preparation Year ⓘ

Ab Preparation/Studio ⓘ
Notes

Prepared by, "...James Lippitt Clark (1883 - 1969), a well known taxidermist and artist who worked with Carl Akeley at The American Museum of Natural History and had a private studio in New York. He prepared specimens for Theodore Roosevelt and other prestigious clients."

Cody, Wyoming

⌵ Preservation Type ⓘ

<div><div><div>Ab</div><div>Preservation Type</div></div><div>Notes</div></div> <div></div>	<div></div> <div>Wood form as per Catherine Hawks, shellacked burlap is visible in loss area at chin.</div>
<div><div><div>≡</div><div>Pests</div></div><div></div></div> <div></div>	<div>No visible pest damage</div> <div></div>
<div><div><div>⌵</div><div>Previous</div></div><div>Repairs/Interventions</div></div> <div></div>	<div>Yes</div> <div></div>
<div><div><div>≡</div><div>Previous</div></div><div>Repair/Intervention- Description</div></div> <div></div>	<div>Excerpt taken from Natural Specimens Report by conservator, Catherine Hawks. Examination and assessment prepared in October of 2000. Treatment performed in September of 2002. Habitat: Forest-edge Kingdom: Animalia (Animals) Phylum: Chordata Class: Mammalia Order: Artiodactyla Family: Cervidae Genus: Cervus Elaphus Sex of Specimen: Male September 2002 was treated by Catharine Hawks - vacuumed with HEPA filtered vacuum, cleaned hair surface with ethanol water solution on microfiber cleaning cloths, cleaned antlers using soot removal sponges, then with 50% ethanol/water solution on swabs and kimwipes. Cleaned wire, metal tag, and seal on left antler using 95% ethanol as much as possible, cleaned metal earliners with 95% ethanol, and cleaned ferrous metal hanging hardware using same.</div>
<div><div><div>⌵</div><div>Previous Intervention</div></div><div>Report Available?</div></div> <div></div>	<div>Yes</div> <div></div>
<div><div><div>Ab</div><div>Toxicity-Test</div></div><div>Performed</div></div> <div></div>	
<div><div><div>A</div><div>Pose/Posture</div></div><div></div></div> <div></div>	<div>Shoulder mount, head straight</div>
<div><div><div>Ab</div><div>Base/Habitat/Case</div></div><div>Description</div></div> <div></div>	
<div><div><div>≡</div><div>Recommended</div></div><div>Actions</div></div> <div></div>	<div>Restore</div> <div></div>
<div><div><div>⌵</div><div>Skin Preservation</div></div><div></div></div> <div></div>	<div>Commercially Tanned</div> <div></div>

≡ Skin Preservation Condition ⓘ	Fair ✕ +
≡ Skin Preservation Condition Notes ⓘ	Drumming on the muzzle and cheek area
≡ Mouth/Nose Type ⓘ	Mouth (closed) ✕ +
≡ Mouth/Nose Condition ⓘ	Poor ✕ +
≡ Mouth/Nose Condition Notes ⓘ	The most significant issue is 3" x 3" loss at front of chin exposing the shellac and burlap substrate. Other skin issues include splitting in the nose, grimy and dirty surfaces.
≡ Eyes ⓘ	Glass ✕ +
≡ Eye Condition ⓘ	Good ✕ +
≡ Eye Condition Notes ⓘ	Splitting and drumming around the PR eye. On the PL eye (tear duct?) there is a 2" long crack
⌵ Ear Construction ⓘ	Lead
≡ Ear Condition ⓘ	Fair ✕ +
≡ Ear Condition Notes ⓘ	Plaster visible in ears, cracks on back of PR ear; there is a lot of excess adhesive in the hair of the ears and they are dirty. Proper left ear has split seams with lead liner visible. New cracking adjacent to the seam
≡ Appendages Condition ⓘ	+
≡ Appendages Condition Notes ⓘ	
≡ Foreground or Diorama Elements ⓘ	+

Treatment Time Estimate (hours) ⓘ

\$ Treatment Cost Estimate ⓘ

📅 Survey Date ⓘ

Ab Notes (General) ⓘ

👤 Sex ⓘ

☰ Skin Issues ⓘ

☰ Mouth/Nose Issues ⓘ

☰ Eye Issues ⓘ

☰ Ear Issues ⓘ

☰ Appendage Issues ⓘ

👤 Surveyed by ⓘ

☒ Wildlife Interiors Unfit for Restoration ⓘ

☒ UNFIT Team Assessment ⓘ

📁 Image-BACK OVERALL ⓘ

\$3,800.00

7/10/2024 ▾

The cost estimate for treatment is reduced as this specimen has been proposed as a grant funded project and the conservators have reduced the fee accordingly

Male ▾

Fading (major) ✕ +

Cracks around mouth ✕ +

Dust/Dirt ✕ Cracks around eyes (moderate) ✕ +

Cracks ✕ Split Seam ✕ Cracks (moderate) ✕ +

+

Eugenie Milroy

Company

RU_Hours Worked

GPZ Taxidermy Specimens

A.M. Art Conservation1982.011.002 XXXX.XXX.00

Rachael Arenstein

Company

RU_Hours Worked

GPZ Taxidermy Specimens

A.M. Art ConservationXXXX.XXX.001 COE 2008.1

+ Add record

📁 Drop files here or [browse](#)

Image-PR side ⓘ



1955.002.028 Elk Trophy Head in situ 5.j...

Image-PL side ⓘ



1955.002.028 Elk Trophy Head in situ 3.j...

Image-Dorsal ⓘ



1955.002.028 Elk Trophy Head in situ 13....

 Image-Ventral ⓘ



1955.002.028 Elk Trophy Head in situ 2.j...

 Image-Details ⓘ



1955.002.028 Elk Trophy Head in situ 6.j...




1955.002.028 Elk Trophy Head in situ 7.j...



1955.002.028 Elk Trophy Head in situ 8.j...



1955.002.028 Elk Trophy Head in situ 9.j...



1955.002.028 Elk Trophy Head in situ 11....



1955.002.028 Elk Trophy Head in situ 12....



1955.002.028 Elk Trophy Head in situ 14....



1955.002.028 Elk Trophy Head in situ 15....




1955.002.028 Elk Trophy Head in situ 16....



1955.002.028 Elk Trophy Head in situ 17....



1955.002.028 Elk Trophy Head in situ 18....



1955.002.028 Elk Trophy Head in situ 19....



1955.002.028 Elk Trophy Head in situ 20...



1955.002.028 Elk Trophy Head in situ 20...



1955.002.028 Elk Trophy Head in situ 22...



1955.002.028 Elk Trophy Head in situ 23...

☰ Photographer ⓘ

+ Add record

☰ Treatment Needed ⓘ

Cleaning ✕ Fill (skin) ✕ Recoloring ✕ Repointing ✕ Grooming ✕ +

☰ Habitat groupings ⓘ

+ Add record

☰ Treatment Notes ⓘ

The dust is moldy - requires cleaning. This object is a high priority due to mold and disfiguring loss at chin area.

Ab Mount Quality Notes ⓘ

▼ Condition Overall ⓘ

Fair ▼

☰ Horns/Antlers ⓘ

Antlers ✕ +

▼ Horn/Antler Condition ⓘ

Good ▼

☰ Horn/Antler Issues ⓘ

Stable ✕ Gaps between horns and skin ✕ Dust/Dirt ✕ +

Ab Horn/Antler Condition Notes ⓘ

Antlers are securely attached, there is some shrinkage around them and a gap between the skin and the antlers needs filling; The main issue with the antlers is mold, surface dirt and grime.

☰ Form Type ⓘ

Plaster ✕ +

☰ WII_Condition ⓘ

Ab WII_Replacement Cost ⓘ

\$ WII_Replacement Cost Appraised Value ⓘ

A WII_Type of Mount ⓘ

Common Name

(Linked Record)

Deer, Red

Scientific Name

Additional Common Na...

Notes

Cervus elaphus

+ Add record

Scientific Name

(Linked Record)

Cervus elaphus

Maintenance History

11/21/2006

WII-Description Excerpt

Date of Hunt

Historical Documentation

Data problem to resolve

Data problem explanation

listed as an elk but the scientific name on the data sheet is for a Red Deer.

Mount Quality Overall

Species accuracy - Good

Artistic quality - Good

+

Image filename for export - FRONT

Airtable ID#201_Image_Front_Overall

Image filename for export - Back



















Airtable ID#201_Image_Back_Overall

Image filename for export - PR

Airtable ID#201_Image_PRSide

Image filename for export - PL

Airtable ID#201_Image_PLSide

 Image filename for export - Dorsal		Airtable ID#201_Image_Dorsal
 Image filename for export - Ventral		Airtable ID#201_Image_Ventral
 Image filename for export - Detail		Airtable ID#201_Image_Detail
<input checked="" type="checkbox"/> Reviewed by GD		<input type="checkbox"/>
<input checked="" type="checkbox"/> Reviewed by FR		<input type="checkbox"/>
 FR Comments		
 Treatment Cost calculation		0
 Source		
 Specimen name and GPZ#		GPZID#1955.002.028 Elk, Trophy Head
 TEMP_Artistic Quality		+