STA	S/A	S/A NUMBERS	DESIGN DWGS	A	B	C	D	E	F	G	H	J
489.90	1	7-1056-170	7-1056-171-172	355	301	285	305	337	341	343	343	–
		120		356	302	285	304	337	341	343	343	–
	2	130		305	297	307	2121	–	–	–	–	–
		140		306	297	308	2141	–	–	–	–	–
	3	150	173-174	1737	1733	1731	1735	–	–	–	–	–
		160		1738	1733	1732	1736	–	–	–	–	–
494.80	1	170	175-176	345	343	341	347	337	341	343	343	–
		180		356	362	361	368	337	341	343	345	–
	2	190		371	363	372	2143	–	–	–	–	–
		200		372	363	374	2145	–	–	–	–	–
	3	210	177-178	1755	1751	1747	1753	–	–	–	–	–
		220		1756	1751	1748	1754	–	–	–	–	–
499.70	1	230	181-182	355	385	381	387	2085	2081	2087	2093	–
		240		386	386	381	388	2085	2091	2087	2094	–
	2	250		383	383	381	2093	–	–	–	–	–
		260		384	383	382	2094	–	–	–	–	–
	3	270	183-184	1773	1767	1765	1771	–	–	–	–	–
		280		1774	1767	1766	1772	–	–	–	–	–
504.60	1	290	186-188	355	415	411	417	337	341	2785	345	346
		300		356	416	411	418	337	341	2786	345	346
	2	310		421	413	423	2137	–	–	–	–	–
		320		422	413	424	2138	–	–	–	–	–
	3	330	187-188	1791	1785	1783	1787	–	–	–	–	–
		340		1792	1785	1784	1788	–	–	–	–	–
509.50	1	350	191-192	355	441	435	443	338	341	343	345	346
		360		356	442	435	443	338	341	343	345	346
	2	370		485	437	487	2141					
		380		486	437	488	2141					
	3	390	193-194	1807	1805	1806	1801					
		400		1808	1803	1806	1802					
514.40	1	410	195-196	355	505	501	507	338	341	343	345	346
		420		356	506	501	508	338	341	343	345	346
	2	430		511	503	513	2142	–	–	–	–	–
		440		512	503	514	2142	–	–	–	–	–
	3	450	197-198	1826	1821	1817	1825	–	–	–	–	–
		460		1826	1821	1818	1824	–	–	–	–	–
519.30	1	470	201-202	355	531	525	533	337	341	343	345	347
		480		356	532	525	534	337	341	343	345	347
	2	490		535	527	537	2142	–			–	–
		500		536	527	538	2142	–			–	–
	3	510	203-204	1841	1837	1835	1843	–	–	–	–	–
		520		1842	1837	1836	1844	–	–	–	–	–
524.20	1	530	205-206	2347	555	551	557	2127	2131	2133	344	346
		540		2348	556	551	558	2128	2132	2134	344	346
	2	550		561	553	563	2142	–	–	–	–	–
		560		562	553	564	2142	–	–	–	–	–
	3	570	207-208	1861	1855	1853	1857	–	–	–	–	–
		580		1862	1855	1854	1858	–	–	–	–	–
529.10	1	590	211-212	2347	581	575	583	2127	2131	2133	344	347
		600		2348	582	575	584	2128	2132	2134	344	347
	2	610		585	577	587	2142	–	–	–	–	–
		620		586	577	588	2142	–	–	–	–	–
	3	630	213-214	1703	1697	1695	1701	–	–	–	–	–
		640		1704	1697	1696	1702	–	–	–	–	–
534.0	1	650	215-216	2347	605	601	607	136	339	341	344	347
		660		2348	606	601	608	136	339	341	344	347
	2	670		611	603	613	2144	–	–	–	–	–
		680		612	603	614	2144	–	–	–	–	–
	3	690	217-218	1721	1715	1713	1717	–	–	–	–	–
		700		1722	1715	1714	1718	–	–	–	–	–

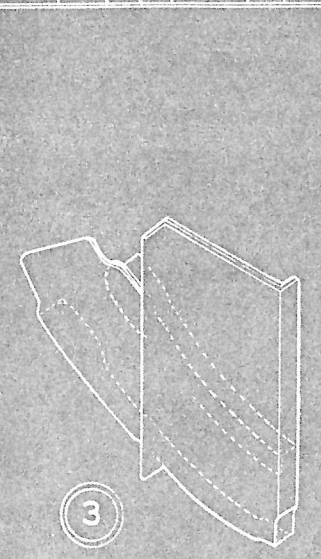

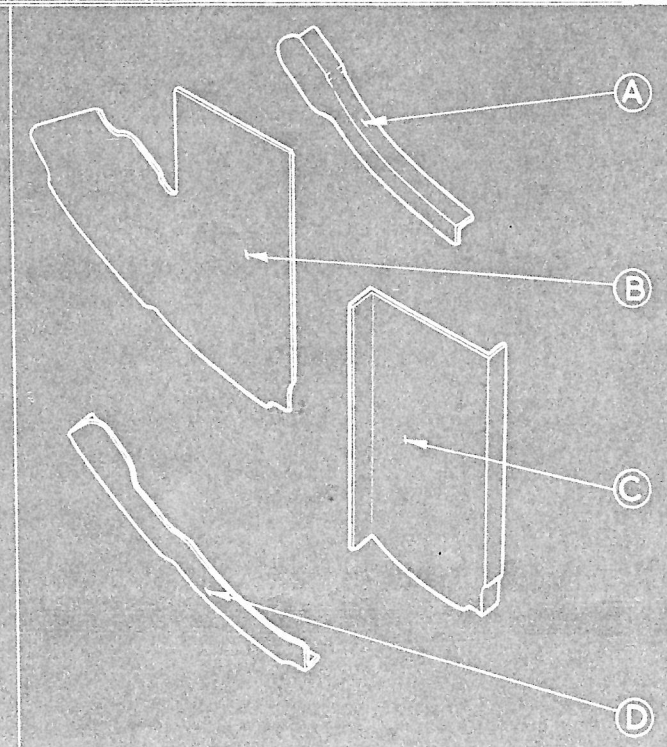





NOTE ANGLES ON SOME FORMERS ARE ON OPPOSITE SIDE CHECK INDIVIDUAL FORMER DRGS

BILL OF MATERIAL

ITEM	MAT'L	DESCRIPTION	REQ'D		REMARKS

6305

NO.	ORIG.	CHANGES	DATE	BY	AUTHORITY

AVRO AIRCRAFT LIMITED

PRODUCTION ENGINEERING DEPARTMENT

TOLERANCES: EXCEPT AS NOTED: FRACTIONAL ±1/16 DECIMAL ±.005 STRUCTURAL ±1/8

SCALE:

DESIGN GSG

DETAIL

CHECKED

APPROVED

DATE 26/1/56

TITLE: FORMER SUB-ASSEMBLIES STA 489·90 TO STA 534·0

TOOL NO. 7-1056 PE-7

SHEET 2 OF 2

AVRO FA 8857