BILL OF MATERIAL

ITEM	MAT'L	DESCRIPTION	REQ'D		REMARKS

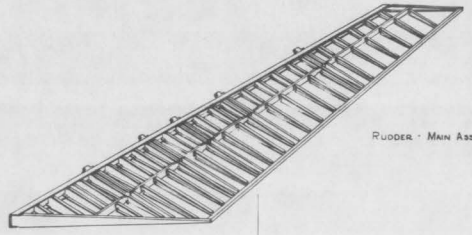

RUDDER - MAIN ASSEMBLY

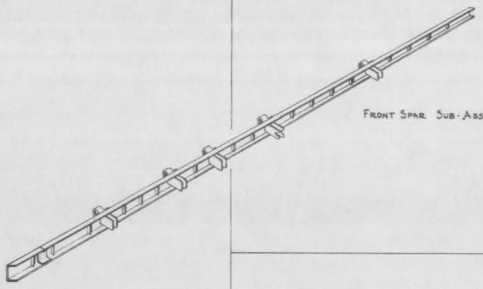

FRONT SPAR SUB-ASSEMBLY

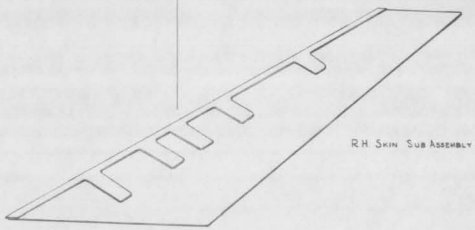

R.H. SKIN SUB ASSEMBLY

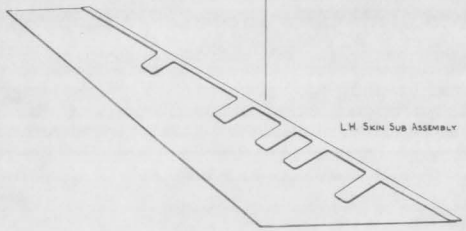

L.H. SKIN SUB ASSEMBLY

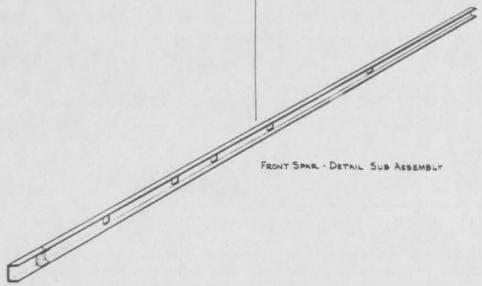

FRONT SPAR - DETAIL SUB ASSEMBLY

MINOR SUB ASSY'S
LEVER FITTINGS
HINGE FITTINGS

MINOR SUB ASSY'S
INTERMEDIATE RIBS 1 & 2
LOWER CONTROL RIBS
UPPER CONTROL RIBS

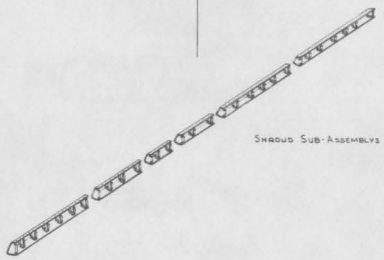

SHROUD SUB-ASSEMBLYS

CHG. NO.	GRID	CHANGES	DATE	BY	CHK'D.

AVRO AIRCRAFT LIMITED

PRODUCTION ENGINEERING DEPARTMENT
TOOL DESIGN

TOLERANCES:
EXCEPT AS NOTED:
FRACTIONAL: ±1/64
DECIMAL: ±.005
STRUCTURAL: ±1/16

SCALE:

TITLE: ILLUSTRATED PLANNING BREADOWN OF RUDDER BY SUB-ASSEMBLIES

SHEET NO.

No. OF SHTS.

DESIGN

DETAIL R. MORRISON

CHECKED

APPROVED

DATE FEB. 2/55

TOOL NO.

PART GRIDS

7-0184-PE-18

BUDGET NO. | GRIDS NO.