

**CONFIDENTIAL**

**ARROW 2 MOCK-UP  
ENGINEERING EVALUATION  
CONFERENCE**



**AVRO AIRCRAFT LIMITED**



UNCLASSIFIED  
CONFIDENTIAL  
AVRO ARROW  
UNLIMITED UNCLASSIFIED

The ARROW 2 Mock-up Engineering Evaluation Conference has been arranged in accordance with the requirements of Royal Canadian Air Force Development Study Report DAEng - 32 dated 29th December, 1954.

Members are responsible for arranging their own accommodation. The Secretary will assist with accommodation arrangements if requested in sufficient time.

Members requiring Company transportation from Toronto are requested to meet in the lobby of the Royal York Hotel at 8 a.m. daily.

Board Members and Technical Advisors are requested to enter and leave the Plant by the Main Lobby in the Administration Building. The location of this entrance, the parking area and relevant routes are illustrated on page 3.

Personnel attending the Conference will register in the Main Lobby, where badges will be issued.

Separate brochures detailing each of the ARROW 2 systems will be available for study in the mock-up area, as will the following specifications:

AIR 7-4, AIR 7-6, INST 92-5

ARDCM 80-1, CAP 479, Model Spec.

Other specifications can be made available on request to the Project Engineers or the Secretary.

Change Request Forms will be available from the Secretary and should be completed as follows.

ARROW 2 MOCK-UP ENGINEERING EVALUATION CONFERENCE

		<u>PROGRAM</u>
DATE	TIME	FUNCTION
Wednesday Sept. 18	9.00 A.M.	Welcome and Introduction of personnel by Mr. G. Hake, Project Designer, ARROW Aircraft
	9.15 - 10.45	Lecture period: General description of complete aircraft and systems - Mr. A.R. Buley
	10.45 - 11.00	FREE PERIOD
	11.00 - 12.00	Question period: complete aircraft and systems
	12.15 - 1.15	LUNCH
	1.30 - 3.00	Lecture period: ASTRA I & Armament - Mr. I.R. Craig
	3.00 onward	Question period: ASTRA I & Armament
Thursday Sept. 19	9.00 - 1.15	ASTRA I & Armament Evaluation
	1.15 - 2.15	LUNCH
	2.15 onward	ASTRA I, Cockpits & Electrics Evaluation
Friday Sept. 20	9.00 - 1.15	Engine Installation & Fuel System Evaluation
	1.15 - 2.15	LUNCH
	2.15 onward	Air Conditioning & L.P. Pneumatics, De-icing and Oxygen Evaluation



National Research Council Canada / Conseil national de recherches Canada

Canada Institute for Scientific and Technical Information  
J. H. Parkin Branch

Institut canadien de l'information scientifique et technique  
Annexe J. H. Parkin

Report No.: QCX Auro CP105 Misc-28

Has been: ☐ Downgraded to: As per letter 1463 (AC) 95/0043

☒ De-Classified

By: (Name) .....

(Dept) .....


Date: 31.08.96

B.J. Petzinger  
Deputy Coordinator  
Access to Information and Privacy

Signature



CONFIDENTIAL  
**UNCLASS'FIED**



**ARROW 2 MOCK-UP**

**ENGINEERING EVALUATION**

**CONFERENCE**

Classification cancelled/changed to \_\_\_\_\_  
by authority of \_\_\_\_\_ (date) \_\_\_\_\_  
Signature \_\_\_\_\_ Rank \_\_\_\_\_

**UNCLASS'FIED**

**SEPTEMBER 1957**

**AVRO AIRCRAFT LIMITED**

**MALTON**

**—**

**ONTARIO**

# TABLE OF CONTENTS

	PAGE
INTRODUCTION	1
ROYAL CANADIAN AIR FORCE PERSONNEL ATTENDING CONFERENCE	4
SUB-CONTRACTORS' PERSONNEL ATTENDING CONFERENCE	7
ORENDA ENGINES PERSONNEL ATTENDING CONFERENCE	8
AVRO AIRCRAFT PERSONNEL ATTENDING CONFERENCE	9
CONFERENCE PROGRAM	12
ARROW 2 - GENERAL DESCRIPTION	15

## LIST OF ILLUSTRATIONS

GENERAL LAYOUT OF PLANT SHOWING MOCK-UP AREA	3
3 VIEW GENERAL ARRANGEMENT OF AIRCRAFT	14
ARROW 2 COMPONENT BREAKDOWN	16
ARROW 2 ACCESS PANELS - TOP SURFACES	17
ARROW 2 ACCESS PANELS - BOTTOM SURFACES	18
ARROW 2 ACCESS PANELS - R/H & L/H VIEWS	19
ARROW 2 COCKPIT MOCK-UP - FRONT	20
ARROW 2 COCKPIT MOCK-UP - REAR	21
ARROW 2 LOCATION OF MAJOR EQUIPMENT	22
ARROW 2 STRUCTURE CUTAWAY	23



## INTRODUCTION

The ARROW 2 Mock-up Engineering Evaluation Conference has been arranged in accordance with the requirements of Royal Canadian Air Force Development Study Report DAEng - 32 dated 29th December, 1954.

Members are responsible for arranging their own accommodation. The Secretary will assist with accommodation arrangements if requested in sufficient time.

Members requiring Company transportation from Toronto are requested to meet in the lobby of the Royal York Hotel at 8 a.m. daily.

Board Members and Technical Advisors are requested to enter and leave the Plant by the Main Lobby in the Administration Building. The location of this entrance, the parking area and relevant routes are illustrated on page 3.

Personnel attending the Conference will register in the Main Lobby, where badges will be issued.

Separate brochures detailing each of the ARROW 2 systems will be available for study in the mock-up area, as will the following specifications:

AIR 7-4, 7-5 AIR 7-6, INST 62

ARDCM 80-1, CAP 479, Model Spec.

Other specifications can be made available on request to the Project Engineers or the Secretary.

Change Request Forms will be available from the Secretary and should be completed as follows:

UNCLASSIFIED  
CONFIDENTIAL

AVRO AIRCRAFT LIMITED

AVRO ARROW

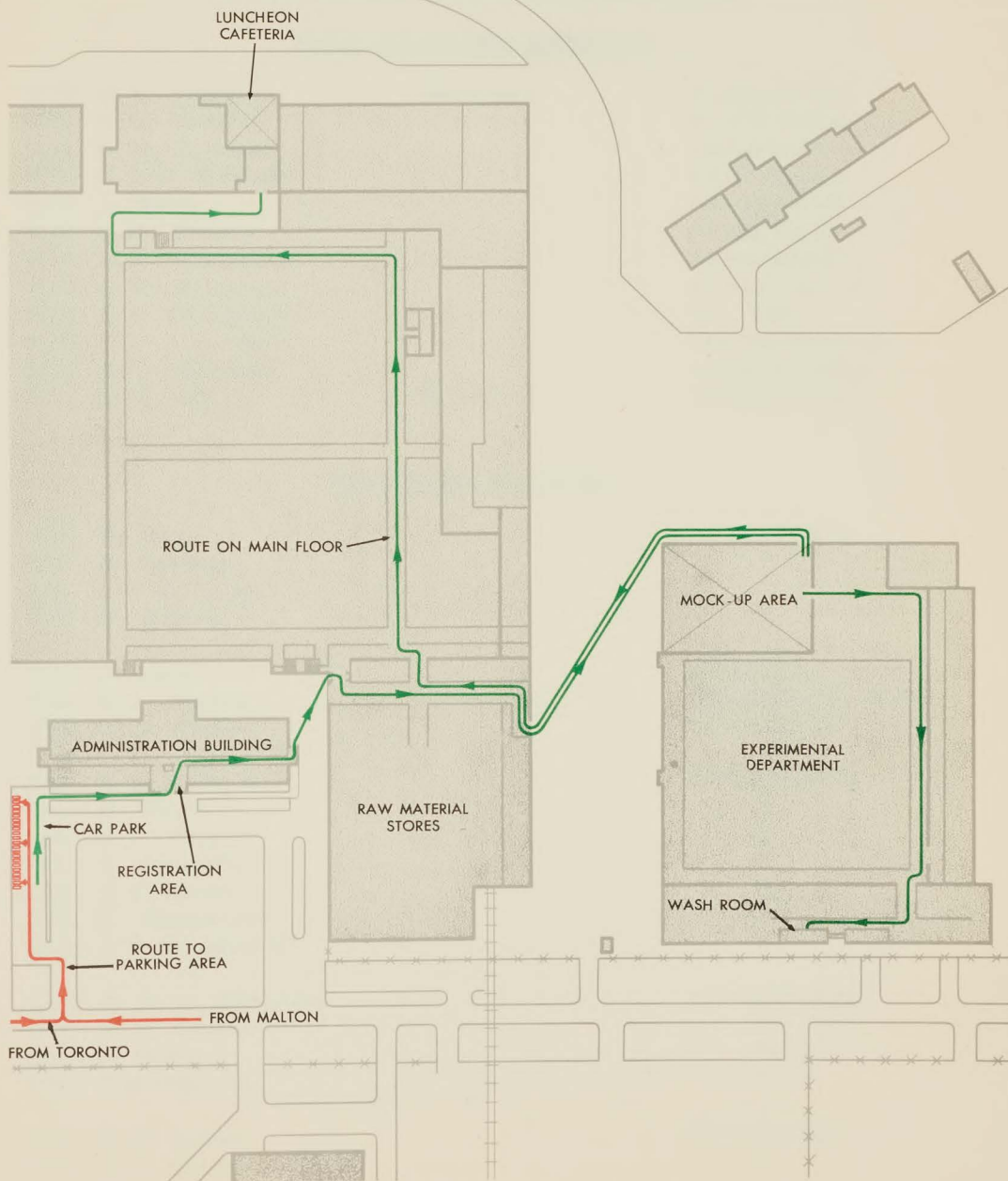


1. The originator is to check with the AVRO specialist for accuracy and correct nomenclature and insert the name of this specialist in the top left hand corner when he completes the form.
2. The completed CR form is to be passed to the Secretary who will record it and have 4 copies typed.
3. After the 4 copies are signed by the originator, he will retain one and return 3 to the Secretary.



AVRO AIRCRAFT LIMITED

1285-104-3



GENERAL LAYOUT OF PLANT SHOWING MOCK-UP AREA

ARROW 2 MOCK-UP ENGINEERING EVALUATION CONFERENCEROYAL CANADIAN AIR FORCE PERSONNELMOCK-UP BOARD MEMBERS

W/C R. T. Hamilton	Chairman	AFHQ/DAEng
G/C R. C. Hawtrey		AFHQ/DMEng
G/C D. M. Holmann		AMCHQ/SACO
W/C C. L. V. Gervais		AFHQ/DADR
W/C J. Watts		AFHQ/DADO
W/C R. E. Mooney		AFHQ/DATel
W/C D. A. MacLulich		AFHQ/DIEEng
W/C G. W. Erichsen		AFHQ/DArmE
W/C E. P. Bridgland		OC, TSDs
W/C B. D. McArthur		ADCHQ/SOMaint
S/L B. C. Hartman		AFHQ/DAEEng
F/L R. B. Hall	Secretary	AFHQ/DAEng

TECHNICAL ADVISORS

W/C W. Goss	AFHQ/DAEng
S/L H. Londeau	"
S/L I. S. McLeish	"
F/O G. Poulsen	"
F/L J. Joslin	AFHQ/DATel
F/L E. L. Aucoin	AFHQ/DAPC/TSSG
W/C D. R. Walker	AFHQ/DATR
S/L D. L. Campbell	AFHQ/DIEEng
S/L D. Whyte	"
S/L A. J. Wright	"
S/L V. Schroeder	"
S/L R. S. Burks	"
F/L K. Thomassen	"
Capt. J. D. M. Morris	"
W/C P. de L. Markham	AFHQ/DMEng
W/C W. B. Coates	"
S/L J. Irvine	"
F/L J. B. Murray	"
G/C R. B. Brown	AFHQ/DGMS
W/C D. O. Coons	"



W/C J.A. Duncan	AFHQ/DTA
F/L V. Clouthier	"
W/C J.D. Lindsay	AFHQ/DADO
W/C J.R.D. Braham	AFHQ/DADR
F/L R.A. Jackson	"
S/L G. Maynard	AFHQ/DAEEEng
S/L G.T. Reiser	AFHQ/DArmE
S/L R.A. Stubbs	IAM Toronto
S/L W.G. Leach	"
F/O F.E.M. Beldam	"
W/C A.H. Hill	ADCHQ
S/L D.C. Manion	"
S/L A.W. Armstrong	CEPE
F/L J. Woodman	"
F/L K.D.J. Owen	"
W/C F.L. Bernstein	RCAF Plant Rep/RCA
S/L G.S. Coburn	"
S/L R.E. Young	TSD's Avro
S/L R.S. Crosby	"
S/L N.E. McCuaig	"
S/L L.J. Sullivan	"
F/O J.D. Young	"
S/L J.O.H. Neff	MAT/Avro
WO1 E.H. Rossell	"
W/C K.R. Grimley	AMCHQ
W/C D.D. Cunningham	"
W/C K.W. Walton	"
S/L G.H. Cooper	"
S/L W.J. St. Louis	"
S/L E.A. Brain	"
S/L G.A. Jones	"
F/L H.C. Brisco	"
F/L G.S. Crosby	"
F/L W.R. Manley	"
F/L B.D. Darling	"
F/L D.W. Cooke	"

UNCLASSIFIED  
CONFIDENTIAL

AVRO AIRCRAFT LIMITED

AVRO ARROW



F/O L.F. Bateman	AMCHQ
F/O J.F. Snell	"
F/O W.G. Gooding	"
F/O J.L.A. Bartlett	"
F/O W.G. Angus	"
Mr. B.F. Deshaw	"

A/C D.A.R. Bradshaw	ADCHQ
G/C A.C. Hull	"
S/L R.D. Schultz	"
F/L R.W. Baxter	"

Mr. A. Kielland	DDP
Mr. A.A. Macintyre	"
Mr. T.P. Walsh	"

Mr. C.V. Rayment	DRB
Dr. S.Z. Mark	"
Dr. I. Paghis	"
Dr. H.J. Meek	"
Mr. R.S. Thain	"
Mr. F.E. Smith	"
Mr. J.W. Cox	"
Mr. J.L. Orr	"
Mr. H.C. Oatway	"
Dr. M.G. Whillans	"
Dr. R. Bromiley	"

RESIDENT DEPARTMENT OF DEFENCE PRODUCTION REPRESENTATIVE

Mr. C.A. Hore	D.D.P. Representative
---------------	-----------------------

UNCLASSIFIED  
CONFIDENTIAL

ARROW 2 MOCK-UP ENGINEERING EVALUATION CONFERENCESUB-CONTRACTORS' PERSONNEL

Mr. H. Henderson	Minneapolis-Honeywell, Minneapolis, U. S. A.
Mr. C.S. Herrala	"
Mr. J. Smalley	"
Mr. C. Sharp	RCA Flight Lab., New Castle, Del.
Mr. J. Daelhousen	RCA, Waltham, Mass.
Mr. E. Blanchard	"
Mr. R. Bushnell	RCA, Moorestown, N. J.
Mr. E. Morris	RCA, Montreal
Mr. R. Good	"
Mr. D. Sherwin	"
Mr. R. Parker	Minneapolis-Honeywell Liaison Office, Avro
Mr. P. J. Nuss	"
Mr. R. H. Hogue	"
Mr. S. W. Kingsbury	RCA Liaison Office, Avro
Mr. H. E. MacFarland	"
Mr. D. H. Spellum	"
Mr. W. Anderson	RCA, Camden, N. J.
Mr. G. Bell	"
Mr. W. Edwall	"
Mr. J. Letwin	"
Mr. E. Minett	"
Mr. S. Rosenberg	"
Mr. R. Shaffer	"
Mr. L. Swartz	"
Mr. E. Williams	"



ARROW 2 MOCK-UP ENGINEERING EVALUATION CONFERENCE

ORENDA ENGINES PERSONNEL

ENGINEERING

S. Britton	Chief Projects Engineer
B. A. Avery	Chief Design Engineer
A. Smallwood	Projects Engineer

SERVICE

R. A. Stanyar	Assistant Service Manager, Publications
J. Burgess	Chief Service Engineer
R. J. Palmer	Area Service Supervisor

ARROW 2 MOCK-UP ENGINEERING EVALUATION CONFERENCEAVRO AIRCRAFT PERSONNELENGINEERING

J.C. Floyd	Vice-President Engineering
R.N. Lindley	Chief Engineer
G. Hake	Project Designer
A. Buley	Assistant Project Designer
J. Chamberlin	Chief of Technical Design
S.E. Harper	Chief Experimental Engineer
J.W. Kenny	Experimental Manager
R. Adey	Chief Administrative Engineer
F. Brame	Assistant Chief of Technical Design
I.R. Liss	Chief of Project Management Services
J.W. Ames	Chief of Product Design
F.P. Mitchell	Special Assistant to Chief Engineer
J.P. Booth	Chief of Equipment Design
I.R. Craig	Project Engineer (Armament, Fire Control, Radar Communications)
N. Ring	Chief of Airframe Design
E. Boughton	ARROW 2 Mock-up Co-ordinator
J. Moore	ASTRA I Co-ordinator
W. Farrance	Section Chief Design
G. Emmerson	Section Chief Maintenance and Reliability
A.R. Littleboy	Section Chief Ground Equipment

S. Whiteley	Chief of Airborne Equipment
C. S. R. Marshall	Chief of Systems Engineering
H. K. Malinowski	Senior Systems Engineer Flying Controls
S. H. Brown	Senior Systems Engineer Electrical System
A. H. Cornish	Senior Systems Engineer Fuel System
J. Housego	Senior Systems Engineer Armament System
W. Taylor	Section Chief Electronics System
K. Keeping	Group Leader Electronics System
B. Delbridge	Systems Engineer
G. Shaw	Senior Engineer Air Conditioning System
A. Shaw	Design Engineer (ARROW 2 Mock-up Build & Equipment Installation)
F. H. Bradshaw	Power Plant Liaison Engineer

#### INSPECTION

J. Fairbairn	Quality Control and Inspection Manager
H. Williams	Foreman Inspector
G. Hughes	Foreman Inspector


#### SALES AND SERVICE

J. A. Morley	Vice President Sales & Service
M. D. Willer	Sales & Service Manager
W. Stephens	Sales Manager





UNCLASSIFIED  
CONFIDENTIAL

ARROW 2 MOCK-UP ENGINEERING EVALUATION CONFERENCE

		<u>PROGRAM</u>
DATE	TIME	FUNCTION
Wednesday Sept. 18	9.00 A.M.	Welcome and Introduction of personnel by Mr. G. Hake, Project Designer, ARROW Aircraft
	9.15 - 10.45	Lecture period: General description of complete aircraft and systems - Mr. A.R. Buley
	10.45 - 11.00	FREE PERIOD
	11.00 - 12.00	Question period: complete aircraft and systems
	12.15 - 1.15	LUNCH
	1.30 - 3.00	Lecture period: ASTRA 1 & Armament - Mr. I.R. Craig
	3.00 onward	Question period: ASTRA 1 & Armament
Thursday Sept. 19	9.00 - 1.15	ASTRA 1 & Armament Evaluation
	1.15 - 2.15	LUNCH
	2.15 onward	ASTRA 1 & Electrics Evaluation
Friday Sept. 20	9.00 - 1.15	Engine Installation & Fuel System Evaluation
	1.15 - 2.15	LUNCH
	2.15 onward	Air Conditioning & L.P. Pneumatics, De-icing and Oxygen Evaluation

DATE	TIME	FUNCTION
Monday Sept. 23	9.00 - 1.15	Hydraulics - Utility & Flying Controls Evaluation; Flying Controls, Damping & Mechanical Evaluation
	1.15 - 2.15	LUNCH
	2.15 onward	Meeting of Chairman, Members and Advisors to discuss the change request forms
Tuesday Sept. 24	9.00 - 12.15	Meeting of Chairman, Members and Advisors to discuss the change request forms
	12.15 - 1.15	LUNCH
	1.15 onward	Meeting (Continued)



UNCLASSIFIED  
CONFIDENTIAL

## ARROW 2 - GENERAL DESCRIPTION

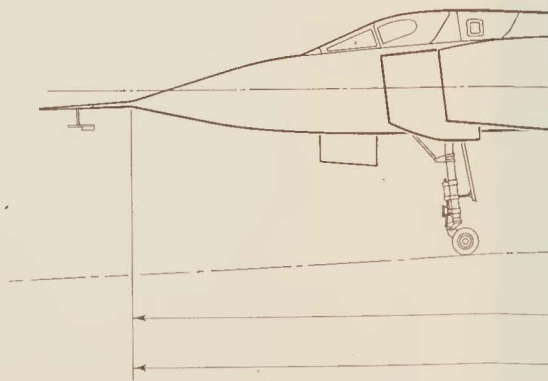
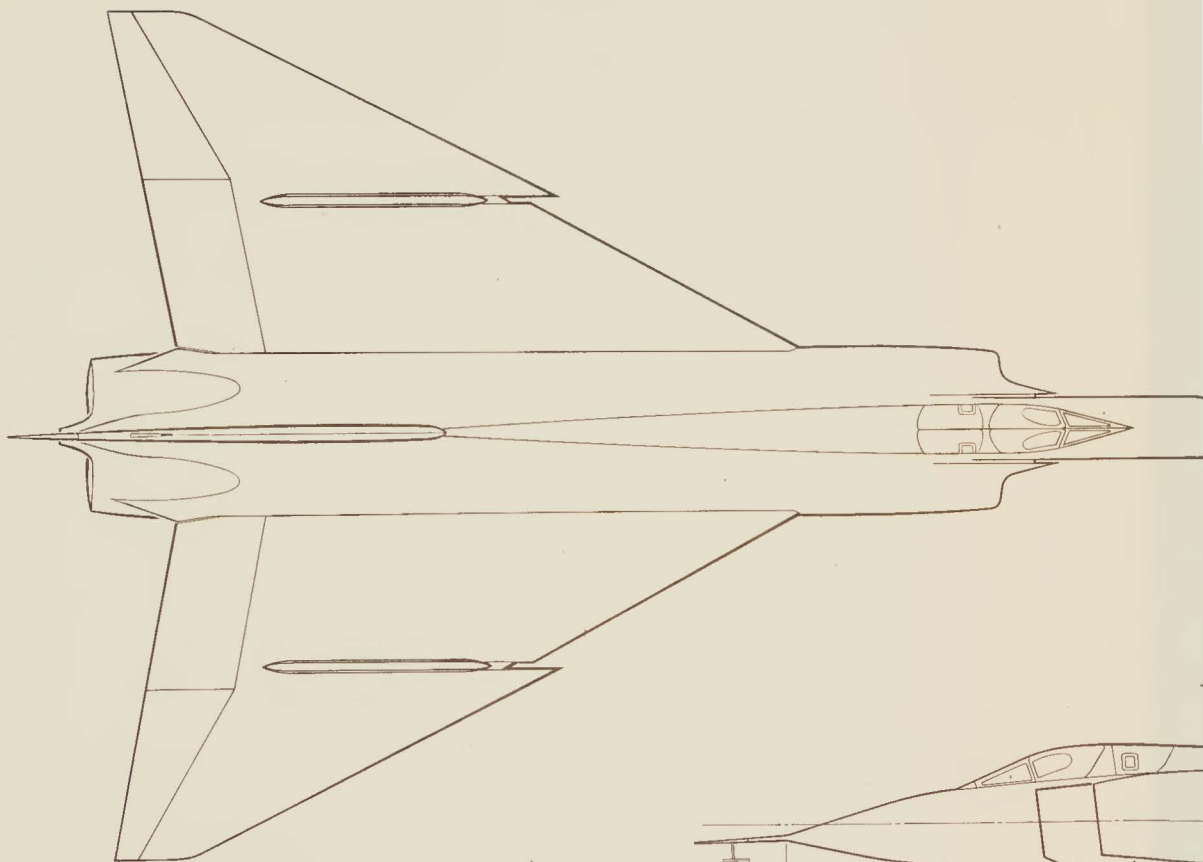
The ARROW 2 aircraft is an all weather night and day interceptor which carries a crew consisting of a pilot and a radar operator. Its primary mission is the destruction of enemy bomber aircraft at high altitudes.

The differences between the ARROW 1 and the ARROW 2 are primarily a result of the installation of the ASTRA I integrated electronic system, Sparrow 2D missiles, and two Iroquois engines, the latter replacing the Pratt and Whitney J-75 engines.

The radar nose is completely redesigned and the electrical system is considerably modified. The engine change resulted in changes to the intake geometry, inner wing structure, duct and engine bay structure, rear fuselage structure, engine controls, air conditioning and pressurization systems, and the addition of an attachment for the external fuel tank.

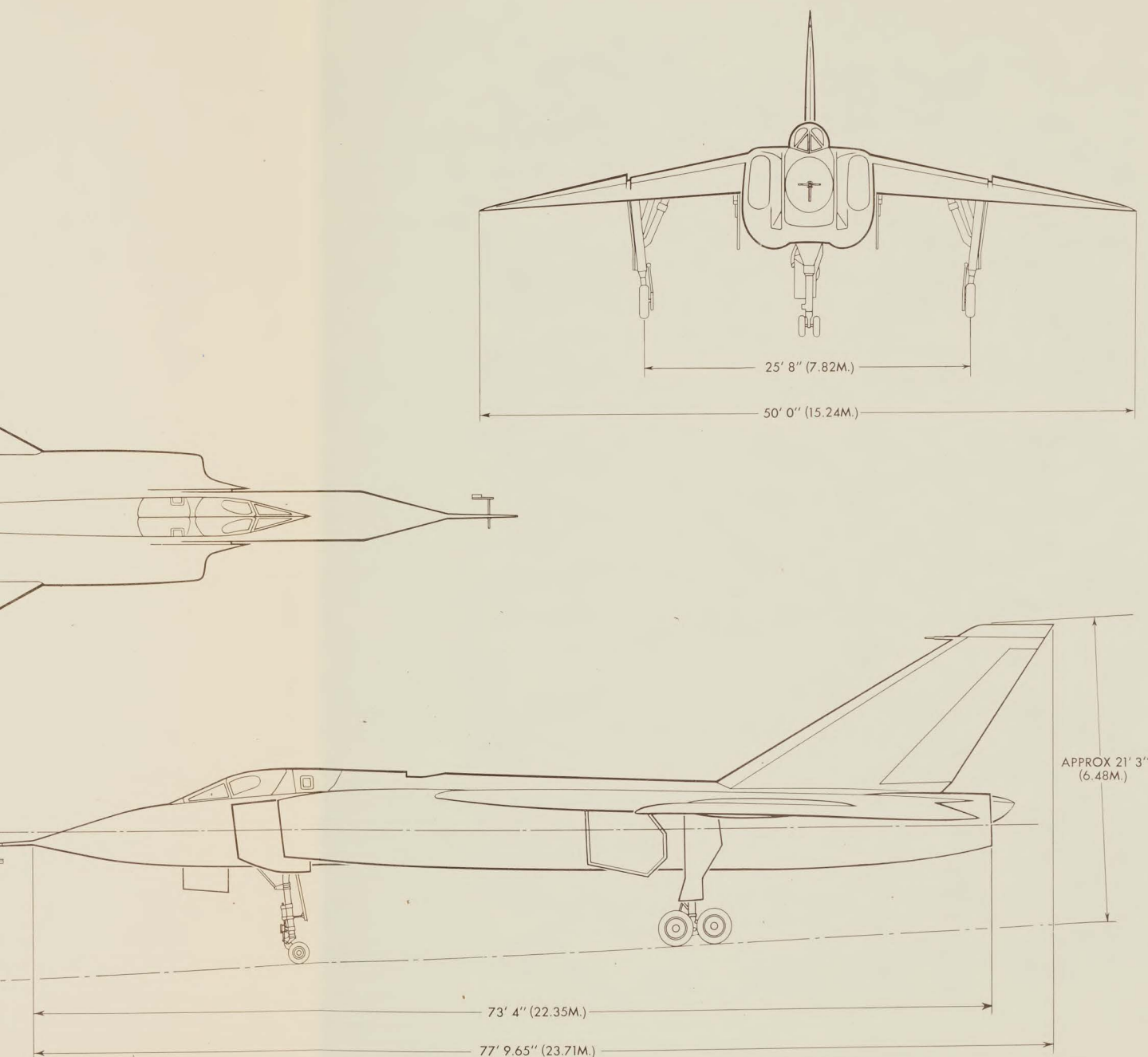
The ARROW 2 incorporates other changes as suggested by the R.C.A.F. or found to be desirable from research and tests carried out during the ARROW 1 program. The present windshield rain repellant system has been deleted and the windows in the navigator's cockpit enlarged. The proportioner-type fuel system on the ARROW 1 has been replaced by an absolute pressure fuel transfer system.

2857-105-1



3 VIEW GENERAL ARRANGEMENT OF


AVRO ARROW



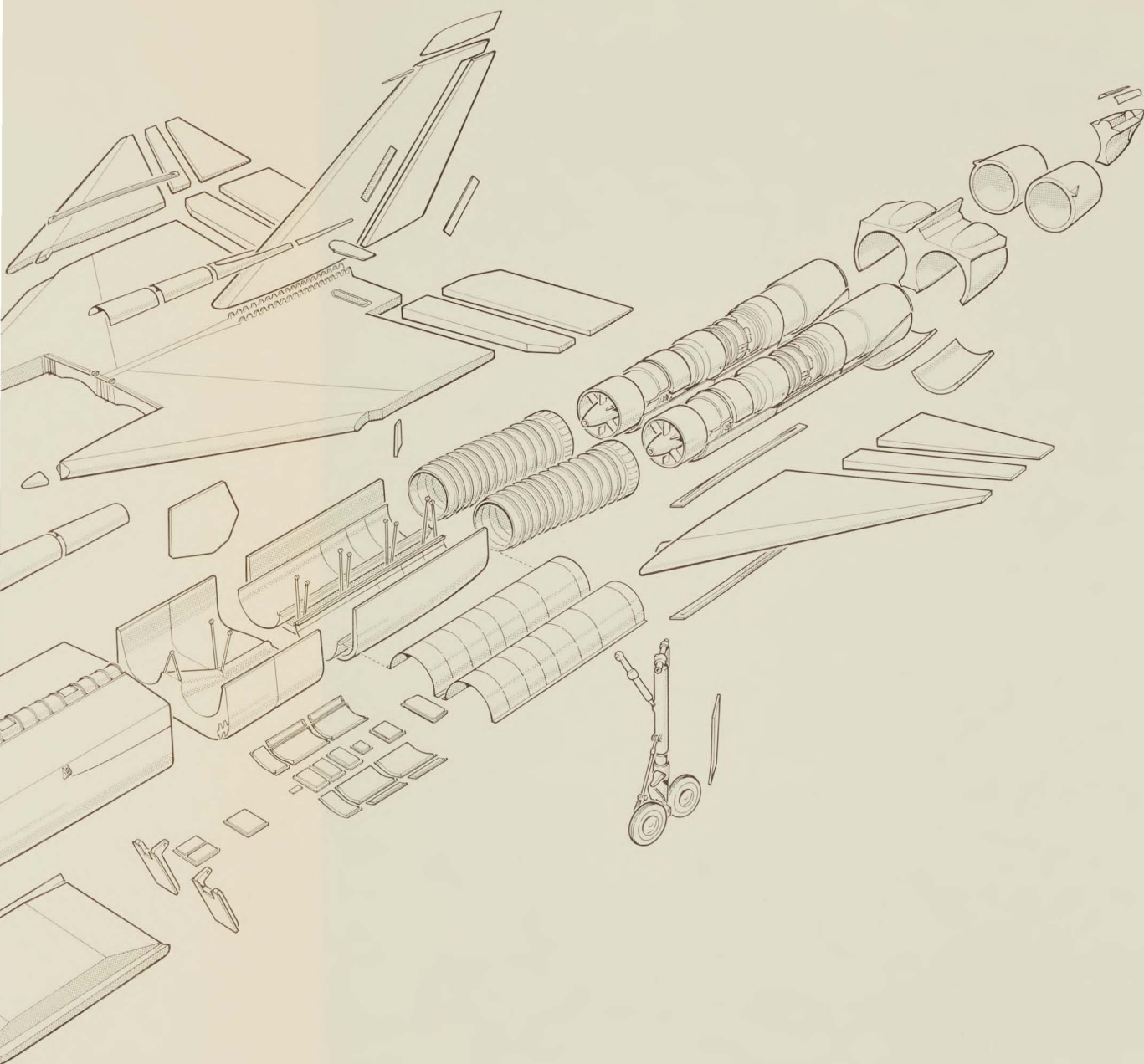
3 VIEW GENERAL ARRANGEMENT OF AIRCRAFT



2446-105-1



ARROW 2 COMPONENT BREAKDOWN

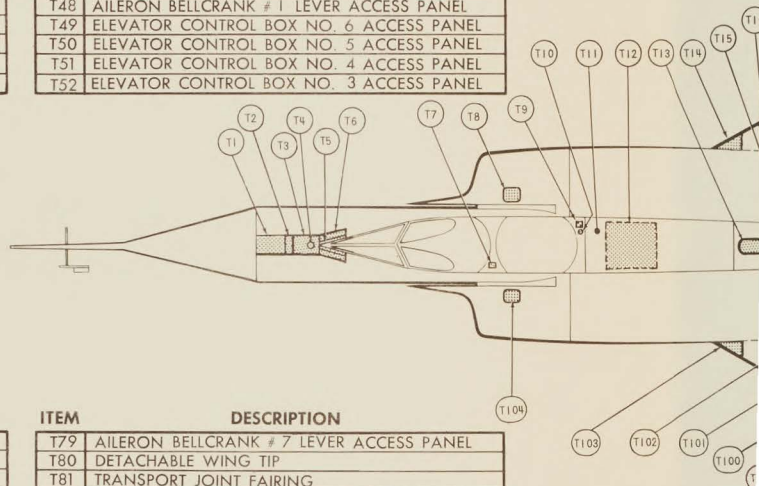


ARROW 2 COMPONENT BREAKDOWN



ITEM	DESCRIPTION
T1	DE-ICING EQUIPMENT-ACCESS PANEL
T2	DE-ICING ACCESS PANEL
T3	DE-ICING PANEL
T4	FILLER CAP FOR DE-ICING FLUID
T5	WINDSHIELD FAIRING
T6	RAIN REPELLANT-ACCESS PANEL
T7	CANOPY SWITCHES-ACCESS DOOR
T8	DE-ICER ACCESS PANEL
T9	STEAM OUTLET DOOR
T10	FILLER CAP (BOILER)
T11	DORSAL FAIRING
T12	AIR CONDITIONING ACCESS PANEL
T13	NO. 1 TANK ACCESS PANEL
T14	REMOVABLE CUFF
T15	DORSAL FAIRING
T16	COMPASS SENSING UNIT-ACCESS PANEL
T17	NO. 3 TANK FORWARD-ACCESS PANEL
T18	NO. 2 TANK ACCESS PANEL
T19	DORSAL FAIRING
T20	NO. 3 TANK OUTBOARD-ACCESS PANEL
T21	NO. 3 TANK AFT-ACCESS PANEL
T22	NO. 4 TANK INBOARD-ACCESS PANEL
T23	NO. 4 TANK OUTBOARD-ACCESS PANEL
T24	DORSAL FAIRING
T25	NO. 5 TANK FORWARD INBOARD-ACCESS PANEL
T26	NO. 5 TANK INBOARD REAR-ACCESS PANEL

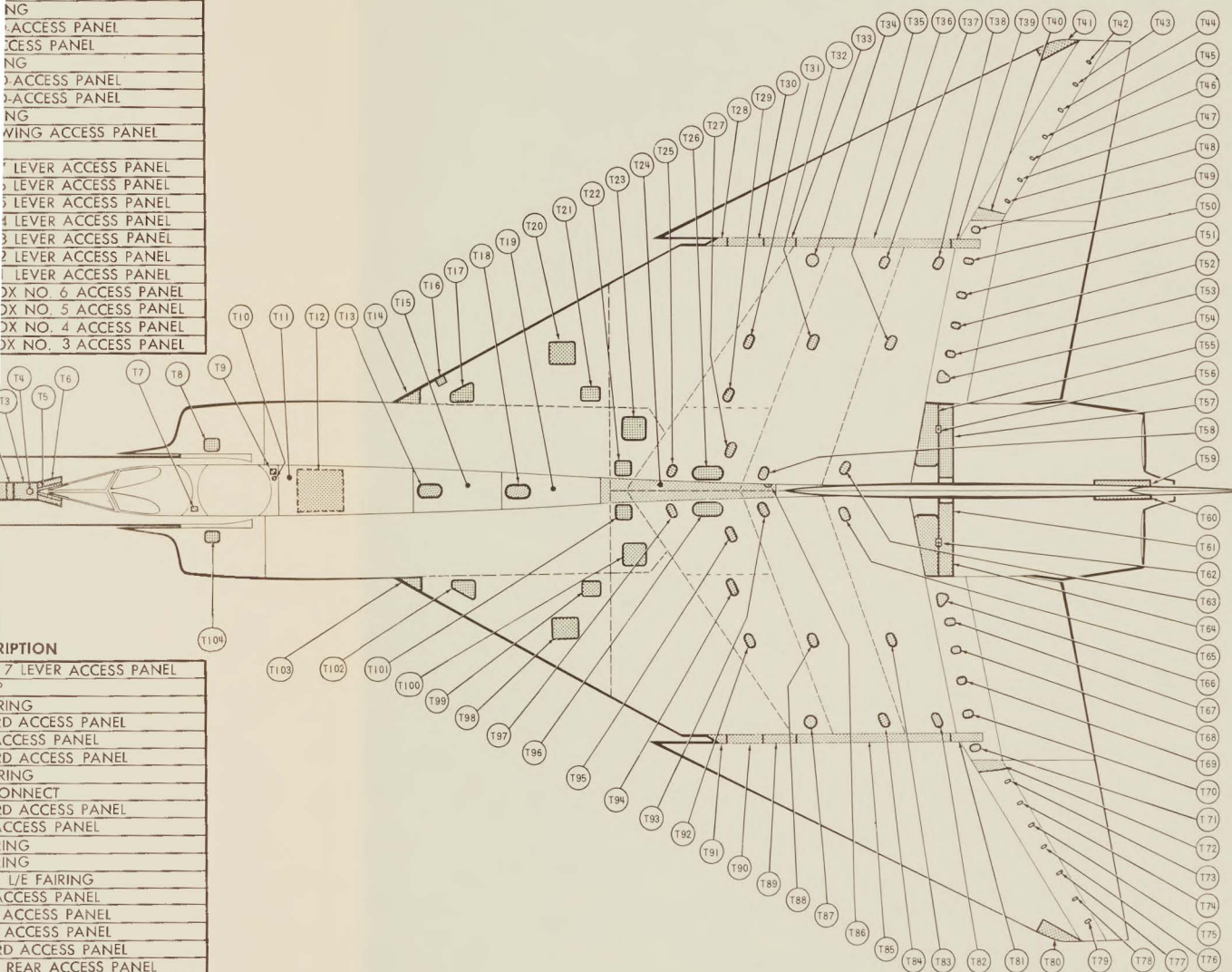
ITEM	DESCRIPTION
T27	NO. 5 TANK OUTBOARD-ACCESS PANEL
T28	TRANSPORT JOINT TOP L/E FAIRING
T29	NO. 6 TANK INBOARD-ACCESS PANEL
T30	TRANSPORT JOINT FAIRING
T31	NO. 6 TANK CENTRE-ACCESS PANEL
T32	NO. 7 TANK CENTRE-ACCESS PANEL
T33	TRANSPORT JOINT FAIRING
T34	NO. 6 TANK OUTBOARD-ACCESS PANEL
T35	NO. 8 TANK CENTRE-ACCESS PANEL
T36	TRANSPORT JOINT FAIRING
T37	NO. 7 TANK OUTBOARD-ACCESS PANEL
T38	NO. 8 TANK OUTBOARD-ACCESS PANEL
T39	TRANSPORT JOINT FAIRING
T40	TRAILING EDGE OUTER WING ACCESS PANEL
T41	DETACHABLE WING TIP
T42	AILERON BELLCRANK # 7 LEVER ACCESS PANEL
T43	AILERON BELLCRANK # 6 LEVER ACCESS PANEL
T44	AILERON BELLCRANK # 5 LEVER ACCESS PANEL
T45	AILERON BELLCRANK # 4 LEVER ACCESS PANEL
T46	AILERON BELLCRANK # 3 LEVER ACCESS PANEL
T47	AILERON BELLCRANK # 2 LEVER ACCESS PANEL
T48	AILERON BELLCRANK # 1 LEVER ACCESS PANEL
T49	ELEVATOR CONTROL BOX NO. 6 ACCESS PANEL
T50	ELEVATOR CONTROL BOX NO. 5 ACCESS PANEL
T51	ELEVATOR CONTROL BOX NO. 4 ACCESS PANEL
T52	ELEVATOR CONTROL BOX NO. 3 ACCESS PANEL



ITEM	DESCRIPTION
T53	ELEVATOR CONTROL BOX NO. 2 ACCESS PANEL
T54	ELEVATOR CONTROL BOX NO. 1 ACCESS PANEL
T55	MAIN UNDERCARRIAGE DOOR
T56	REAR CENTRE ENGINE MOUNT ACCESS PANEL
T57	REAR ENGINE MOUNT ACCESS PANEL
T58	NO. 7 TANK INBOARD ACCESS PANEL
T59	ARRESTER GEAR DOOR
T60	ARRESTER GEAR DOOR
T61	REAR ENGINE MOUNT ACCESS PANEL
T62	REAR CENTRE ENGINE MOUNT ACCESS PANEL
T63	NO. 8 TANK INBOARD ACCESS PANEL
T64	ELEVATOR JACK ACCESS PANEL
T65	NO. 8 TANK INBOARD ACCESS PANEL
T66	ELEVATOR CONTROL BOX NO. 1 ACCESS PANEL
T67	ELEVATOR CONTROL BOX NO. 2 ACCESS PANEL
T68	ELEVATOR CONTROL BOX NO. 3 ACCESS PANEL
T69	ELEVATOR CONTROL BOX NO. 4 ACCESS PANEL
T70	ELEVATOR CONTROL BOX NO. 5 ACCESS PANEL
T71	ELEVATOR CONTROL BOX NO. 6 ACCESS PANEL
T72	TRAILING EDGE OUTER WING ACCESS PANEL
T73	AILERON BELLCRANK #1 LEVER ACCESS PANEL
T74	AILERON BELLCRANK #2 LEVER ACCESS PANEL
T75	AILERON BELLCRANK #3 LEVER ACCESS PANEL
T76	AILERON BELLCRANK #4 LEVER ACCESS PANEL
T77	AILERON BELLCRANK #5 LEVER ACCESS PANEL
T78	AILERON BELLCRANK #6 LEVER ACCESS PANEL

ITEM	DESCRIPTION
T79	AILERON BELLCRANK # 7 LEVER ACCESS PANEL
T80	DETACHABLE WING TIP
T81	TRANSPORT JOINT FAIRING
T82	NO. 8 TANK OUTBOARD ACCESS PANEL
T83	NO. 8 TANK CENTRE ACCESS PANEL
T84	NO. 7 TANK OUTBOARD ACCESS PANEL
T85	TRANSPORT JOINT FAIRING
T86	SENSE ANTENNA DISCONNECT
T87	NO. 6 TANK OUTBOARD ACCESS PANEL
T88	NO. 7 TANK CENTRE ACCESS PANEL
T89	TRANSPORT JOINT FAIRING
T90	TRANSPORT JOINT FAIRING
T91	TRANSPORT JOINT TOP L/E FAIRING
T92	NO. 6 TANK CENTRE ACCESS PANEL
T93	NO. 7 TANK INBOARD ACCESS PANEL
T94	NO. 6 TANK INBOARD ACCESS PANEL
T95	NO. 5 TANK OUTBOARD ACCESS PANEL
T96	NO. 5 TANK INBOARD REAR ACCESS PANEL
T97	NO. 5 TANK FORWARD INBOARD ACCESS PANEL
T98	NO. 3 TANK OUTBOARD ACCESS PANEL
T99	NO. 3 TANK AFT ACCESS PANEL
T100	NO. 4 TANK OUTBOARD ACCESS PANEL
T101	NO. 4 TANK INBOARD ACCESS PANEL
T102	NO. 3 TANK FORWARD ACCESS PANEL
T103	REMOVABLE CUFF
T104	DE-ICER ACCESS PANEL

7 LEVER ACCESS PANEL  
RING  
D ACCESS PANEL  
ACCESS PANEL  
D ACCESS PANEL  
RING  
CONNECT  
D ACCESS PANEL  
ACCESS PANEL  
ING  
ING  
L/E FAIRING  
ACCESS PANEL  
ACCESS PANEL  
ACCESS PANEL  
D ACCESS PANEL  
REAR ACCESS PANEL  
D INBOARD ACCESS PANEL  
D ACCESS PANEL  
ESS PANEL  
RD ACCESS PANEL  
ACCESS PANEL  
D ACCESS PANEL

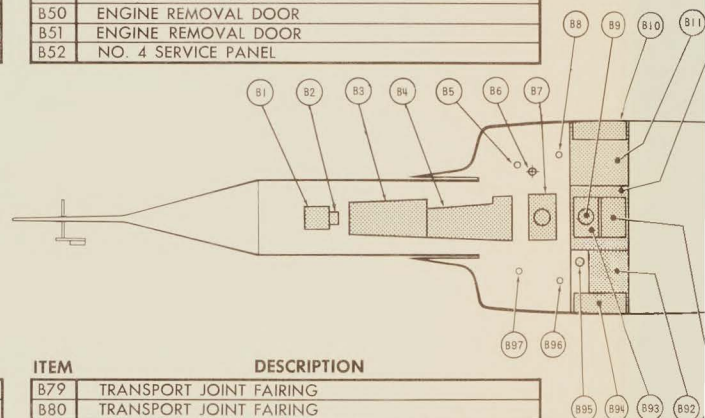


17



ITEM	DESCRIPTION
B1	UHF ANTENNA ACCESS PANEL
B2	ICE DETECTOR ACCESS PANEL
B3	NOSE U/C DOOR
B4	NOSE U/C FAIRING
B5	ELECTRICS ACCESS PANEL
B6	ATTACHMENT RING AIR CONDITIONING
B7	AIR COND. EQUIPMENT ACCESS PANEL
B8	ELECTRICS ACCESS PANEL
B9	ELECTRONIC CIRCUIT BREAKER ACCESS DOOR
B10	ELECTRONICS ACCESS DOOR
B11	ELECTRONICS ACCESS PANEL
B12	ELECTRONICS EQUIP. BAY CENTRE DOOR
B13	REMOVABLE CUFF
B14	ELECTRICS ACCESS PANEL
B15	GROUND POWER ACCESS DOOR
B16	MASTER REFUELLING DOOR
B17	MAIN U/C DOOR
B18	TWO POINT REFUELLING DOOR
B19	FUEL PROPORTIONER ACCESS DOOR
B20	MAIN U/C FAIRING
B21	MAIN U/C PIVOT ACCESS PANEL
B22	TRANSPORT JOINT FAIRING
B23	MAIN U/C PIVOT DOOR
B24	MAIN U/C JACK ACCESS PANEL
B25	TRANSPORT JOINT FAIRING
B26	GEAR BOX DRAIN ACCESS PANEL

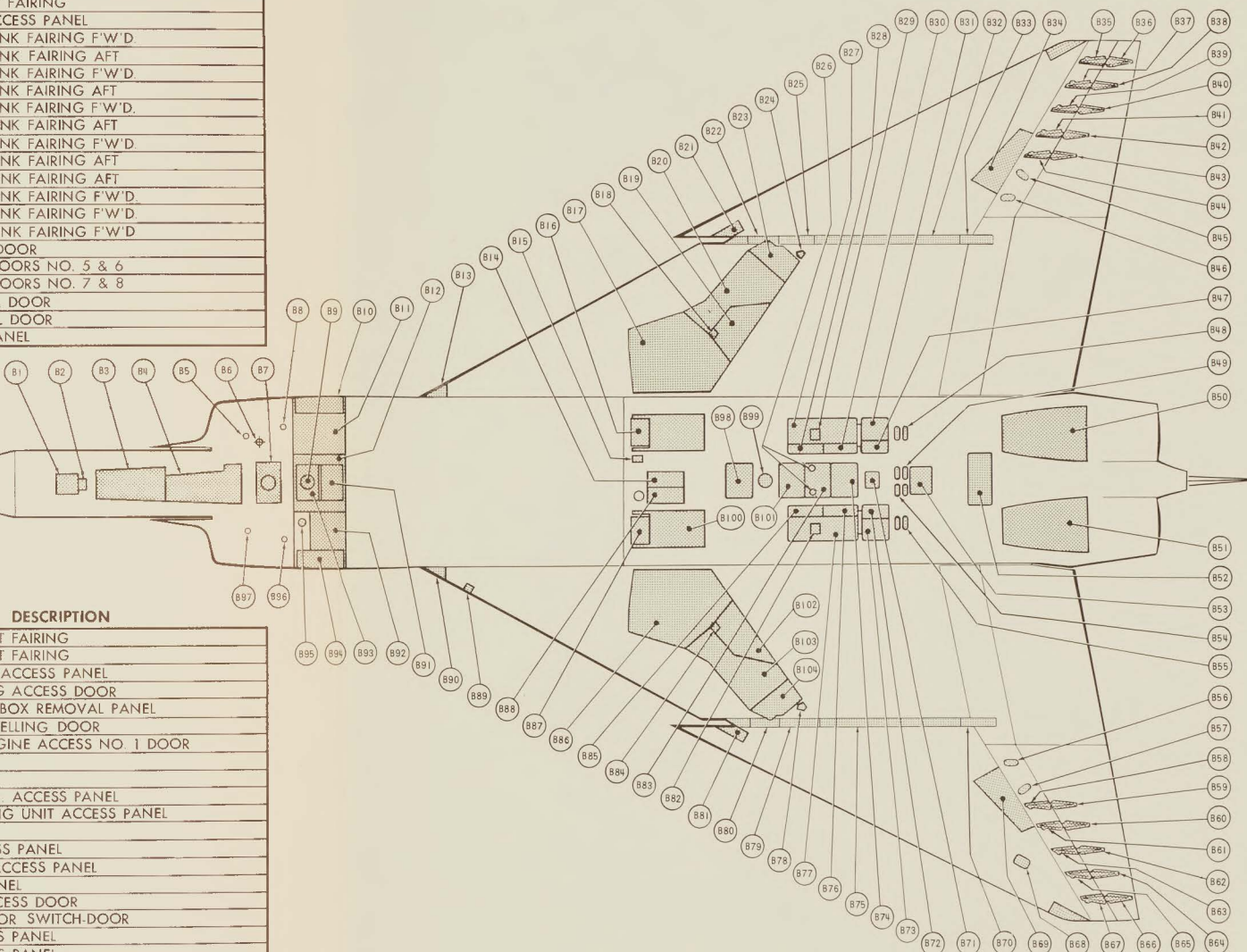
ITEM	DESCRIPTION
B27	ENGINE ACCESS NO. 1 DOOR
B28	INB'D. F'W'D. ENGINE ACCESS NO. 1 DOOR
B29	ENGINE STARTING ACCESS DOOR
B30	INB'D. AFT ENGINE ACCESS NO. 1 DOOR
B31	ENGINE ACCESS NO. 2 DOOR
B32	TRANSPORT JOINT FAIRING
B33	TRANSPORT JOINT FAIRING
B34	AILERON JACK ACCESS PANEL
B35	NO. 7 AILERON LINK FAIRING F'W'D.
B36	NO. 7 AILERON LINK FAIRING AFT
B37	NO. 6 AILERON LINK FAIRING F'W'D.
B38	NO. 6 AILERON LINK FAIRING AFT
B39	NO. 5 AILERON LINK FAIRING F'W'D.
B40	NO. 5 AILERON LINK FAIRING AFT
B41	NO. 4 AILERON LINK FAIRING F'W'D.
B42	NO. 4 AILERON LINK FAIRING AFT
B43	NO. 3 AILERON LINK FAIRING AFT
B44	NO. 3 AILERON LINK FAIRING F'W'D.
B45	NO. 2 AILERON LINK FAIRING F'W'D.
B46	NO. 1 AILERON LINK FAIRING F'W'D.
B47	ENGINE ACCESS DOOR
B48	PRESSURE VENT DOORS NO. 5 & 6
B49	PRESSURE VENT DOORS NO. 7 & 8
B50	ENGINE REMOVAL DOOR
B51	ENGINE REMOVAL DOOR
B52	NO. 4 SERVICE PANEL



ITEM	DESCRIPTION
B53	NO. 3 SERVICE PANEL
B54	PRESSURE VENT DOORS NO. 7 & 8
B55	PRESSURE VENT DOORS NO. 5 & 6
B56	NO. 1 AILERON LINK ACCESS PANEL
B57	NO. 2 AILERON LINK FAIRING
B58	NO. 3 AILERON LINK FAIRING F'W'D.
B59	NO. 3 AILERON LINK FAIRING AFT
B60	NO. 4 AILERON LINK FAIRING AFT
B61	NO. 4 AILERON LINK FAIRING F'W'D.
B62	NO. 5 AILERON LINK FAIRING AFT
B63	NO. 5 AILERON LINK FAIRING F'W'D.
B64	NO. 6 AILERON LINK FAIRING AFT
B65	NO. 6 AILERON LINK FAIRING F'W'D.
B66	NO. 7 AILERON LINK FAIRING AFT
B67	NO. 7 AILERON LINK FAIRING F'W'D.
B68	ROLL INDICATOR ACCESS PANEL
B69	AILERON JACK ACCESS PANEL
B70	TRANSPORT JOINT FAIRING
B71	FLYING CONTROL COMPENSATOR REMOVAL PANEL
B72	ENGINE ACCESS DOOR
B73	ENGINE ACCESS NO. 2 DOOR
B74	NO. 2 SERVICE PANEL
B75	TRANSPORT JOINT FAIRING
B76	INB'D AFT NO. 1 ENGINE ACCESS DOOR
B77	ENGINE ACCESS NO. 1 DOOR
B78	MAIN U/C JACK ACCESS PANEL

ITEM	DESCRIPTION
B79	TRANSPORT JOINT FAIRING
B80	TRANSPORT JOINT FAIRING
B81	MAIN U/C PIVOT ACCESS PANEL
B82	ENGINE STARTING ACCESS DOOR
B83	AUXILIARY GEAR BOX REMOVAL PANEL
B84	TWO POINT REFUELLING DOOR
B85	INB'D. F'W'D. ENGINE ACCESS NO. 1 DOOR
B86	MAIN U/C DOOR
B87	LIMITER DOOR
B88	ELECTRICAL EQUIP. ACCESS PANEL
B89	COMPASS SENSING UNIT ACCESS PANEL
B90	REMOVAL CUFF
B91	ADF LOOP ACCESS PANEL
B92	UHF ANTENNA ACCESS PANEL
B93	JBR9 ACCESS PANEL
B94	ELECTRONICS ACCESS DOOR
B95	ELECTRONICS DOOR SWITCH DOOR
B96	ELECTRICS ACCESS PANEL
B97	ELECTRICS ACCESS PANEL
B98	HYDRAULICS ACCESS PANEL
B99	DE-AERATOR ACCESS PANEL
B100	SPEED BRAKE
B101	NO. 1 SERVICE PANEL
B102	FUEL PROPORTIONER ACCESS DOOR
B103	MAIN U/C FAIRING
B104	MAIN U/C PIVOT DOOR

NO. 1 DOOR  
LINE ACCESS NO. 1 DOOR  
ACCESS DOOR  
E ACCESS NO. 1 DOOR  
O. 2 DOOR  
FAIRING  
FAIRING  
ACCESS PANEL  
NK FAIRING F'W'D.  
NK FAIRING AFT  
NK FAIRING F'W'D.  
NK FAIRING AFT  
NK FAIRING F'W'D.  
NK FAIRING AFT  
NK FAIRING F'W'D.  
NK FAIRING AFT  
NK FAIRING F'W'D.  
NK FAIRING F'W'D.  
NK FAIRING F'W'D.  
DOOR  
DOORS NO. 5 & 6  
DOORS NO. 7 & 8  
DOOR  
DOOR  
ANEL

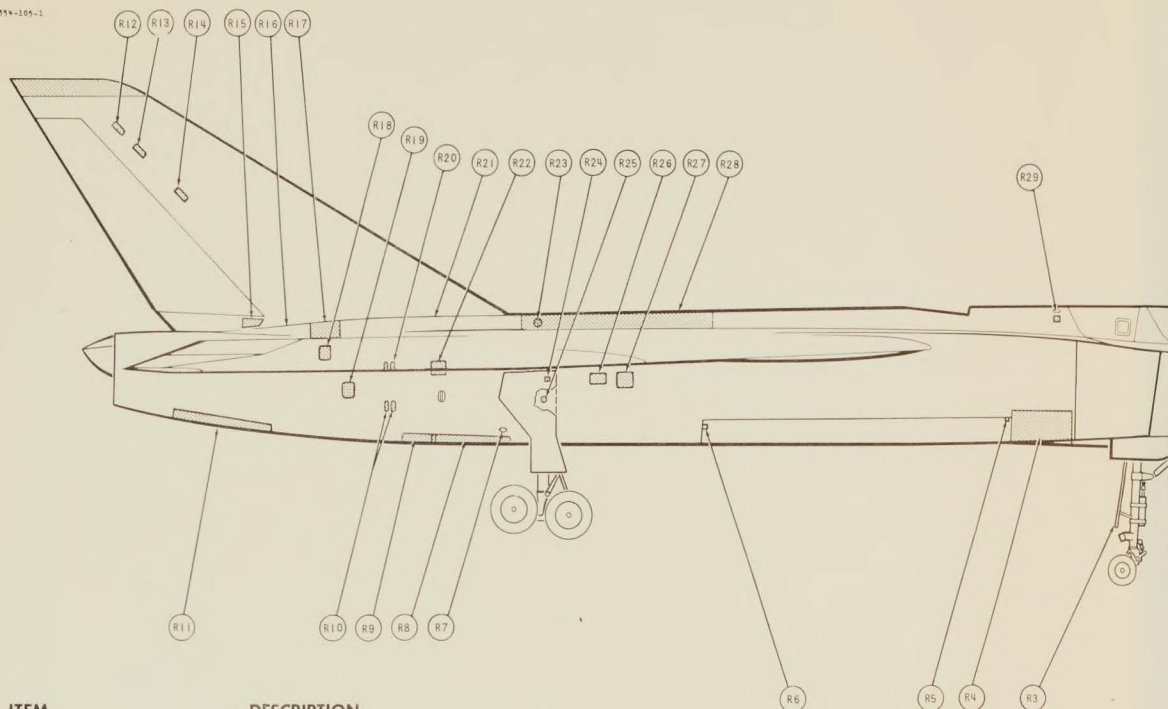


1 FAIRING  
 2 FAIRING  
 3 ACCESS PANEL  
 4 ACCESS DOOR  
 5 BOX REMOVAL PANEL  
 6 SELLING DOOR  
 7 ENGINE ACCESS NO. 1 DOOR  
 8 ACCESS PANEL  
 9 G UNIT ACCESS PANEL  
 10 S PANEL  
 11 ACCESS PANEL  
 12 NEL  
 13 ACCESS DOOR  
 14 OR SWITCH-DOOR  
 15 6 PANEL  
 16 6 PANEL  
 17 ESS PANEL  
 18 ESS PANEL  
 19 NEL  
 20 INNER ACCESS DOOR  
 21 G  
 22 DOOR

18



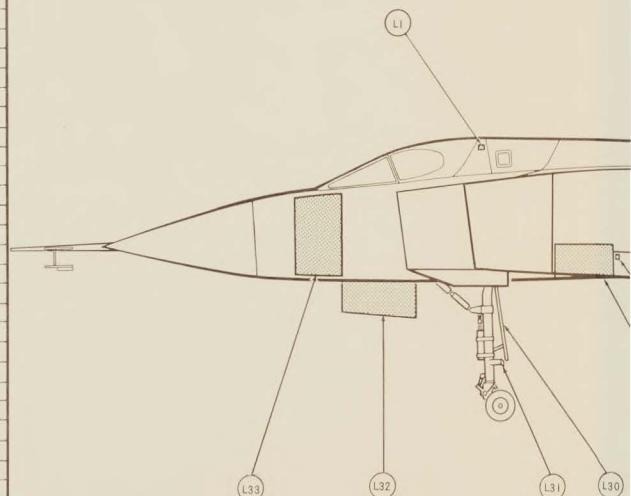
2594-105-1



ITEM

DESCRIPTION

L1	ELECTRONICS ACCESS DOOR
L2	WING DORSAL FAIRING ACCESS FAIRING
L3	ACCESS FOR FIRE EXTINGUISHING
L4	ENGINE ACCESS NO. 1 DOOR
L5	WING FIN FAIRING
L6	AIR COND. DISCONNECT ACCESS PANEL
L7	ENGINE ACCESS-NO. 2 DOOR
L8	PRESSURE VENT DOORS NO. 1 & 2
L9	VENTS
L10	WING FIN FAIRING ACCESS PANEL
L11	REAR ENGINE MOUNT ACCESS PANEL
L12	WING FIN FAIRING
L13	HINGE MOMENT LIMITER ACCESS PANEL
L14	WAVE GUIDE JOINT ACCESS PANEL
L15	TRAILING EDGE ATTACHMENT ACCESS PANEL
L16	FIN TIP
L17	WAVE GUIDE ANTENNA ACCESS PANEL
L18	WAVE GUIDE ACCESS PANEL
L19	RUDDER JACK ACCESS PANEL
L20	RUDDER REMOVAL HINGED PANEL
L21	ENGINE REMOVAL DOOR
L22	PRESSURE VENT DOORS NO. 3 & 4
L23	FRONT ENG. MOUNT OUT'D. LOWER ACCESS PANEL
L24	FRONT ENG. MOUNT OUT'D. UPPER ACCESS PANEL
L25	FLOATING DUCT ATTACHMENTS ACCESS PANEL
L26	AIR COND. & PRESS. REDUCING VALVE ACCESS PANEL
L27	ACCESS ARM. PACK PICKUP AFT
L28	ACCESS ARM. PACK PICKUP F'W'D
L29	ELECTRONICS ACCESS DOOR
L30	NOSE U/C FAIRING
L31	QUICK DISCONNECT ELECTRONICS ACCESS DOOR
L32	NOSE U/C DOOR
L33	RADAR ACCESS DOOR



ARROW 2 ACCESS PANELS-R/H

UNCLASSIFIED

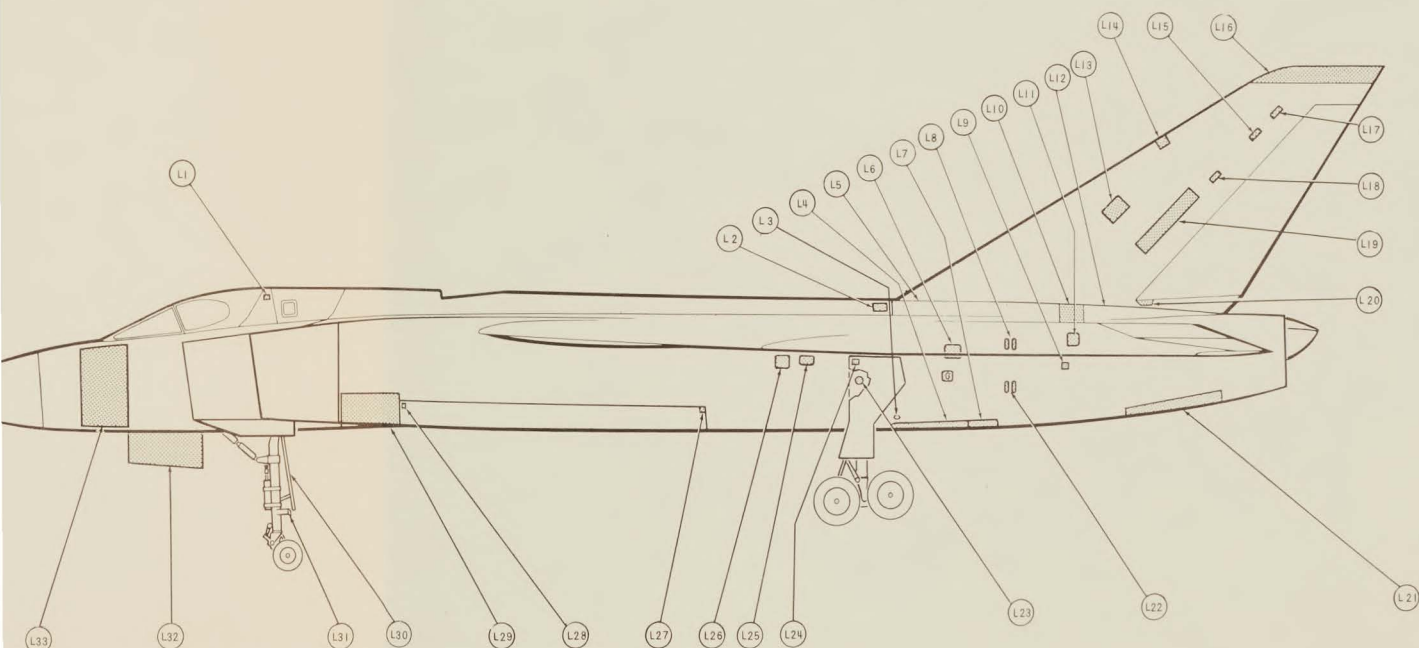
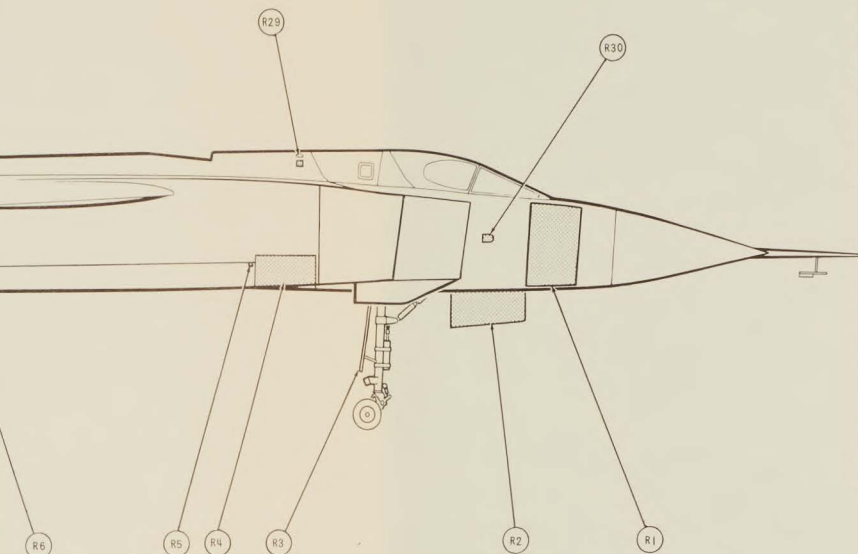
AVRO ARROW

CONFIDENTIAL



ITEM DESCRIPTION

R1	RADAR ACCESS DOOR
R2	NOSE U/C DOOR
R3	NOSE U/C FAIRING
R4	ELECTRONICS ACCESS DOOR
R5	ACCESS ARMAMENT PACK PICKUP F'W'D
R6	ACCESS ARMAMENT PACK PICKUP AFT
R7	ACCESS FOR FIRE EXTINGUISHING
R8	ENGINE ACCESS NO. 1 DOOR
R9	ENGINE ACCESS NO. 2 DOOR
R10	PRESSURE VENT DOORS NO. 3 & 4
R11	ENGINE REMOVAL DOOR
R12	WAVE GUIDE ANTENNA-ACCESS PANEL
R13	TRAILING EDGE ATTACHMENTS-ACCESS PANEL
R14	WAVE GUIDE-ACCESS PANEL
R15	RUDDER REMOVAL HINGED PANEL
R16	WING FIN FAIRING
R17	WING FIN FAIRING-ACCESS PANEL
R18	REAR ENGINE MOUNT-ACCESS PANEL
R19	VENT
R20	PRESSURE VENT DOORS NO. 1 & 2
R21	WING FIN FAIRING
R22	AIR COND. DISCONNECT-ACCESS PANEL
R23	SENSE ANTENNA-DISCONNECT
R24	FRONT ENG. MOUNT OUTBOARD UPPER ACCESS PANEL
R25	FRONT ENG. MOUNT OUTBOARD LOWER ACCESS PANEL
R26	FLOATING DUCT ATTACHMENTS-ACCESS PANEL
R27	AIR COND. & PRESS. RED. VALVE-ACCESS PANEL
R28	DORSAL FAIRING
R29	STEAM OUTLET DOOR
R30	EMERGENCY CANOPY OPENING DOOR



ARROW 2 ACCESS PANELS-R/H & L/H VIEWS




2151-100-1



ARROW 2 STRUCTURE CUTAWAY

CONFIDENTIAL  
**UNCLASSIFIED**

AVRO ARROW



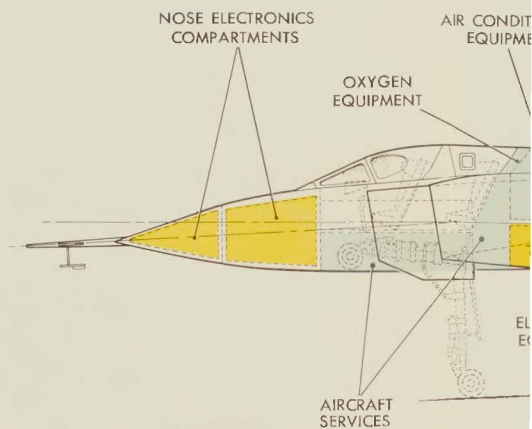

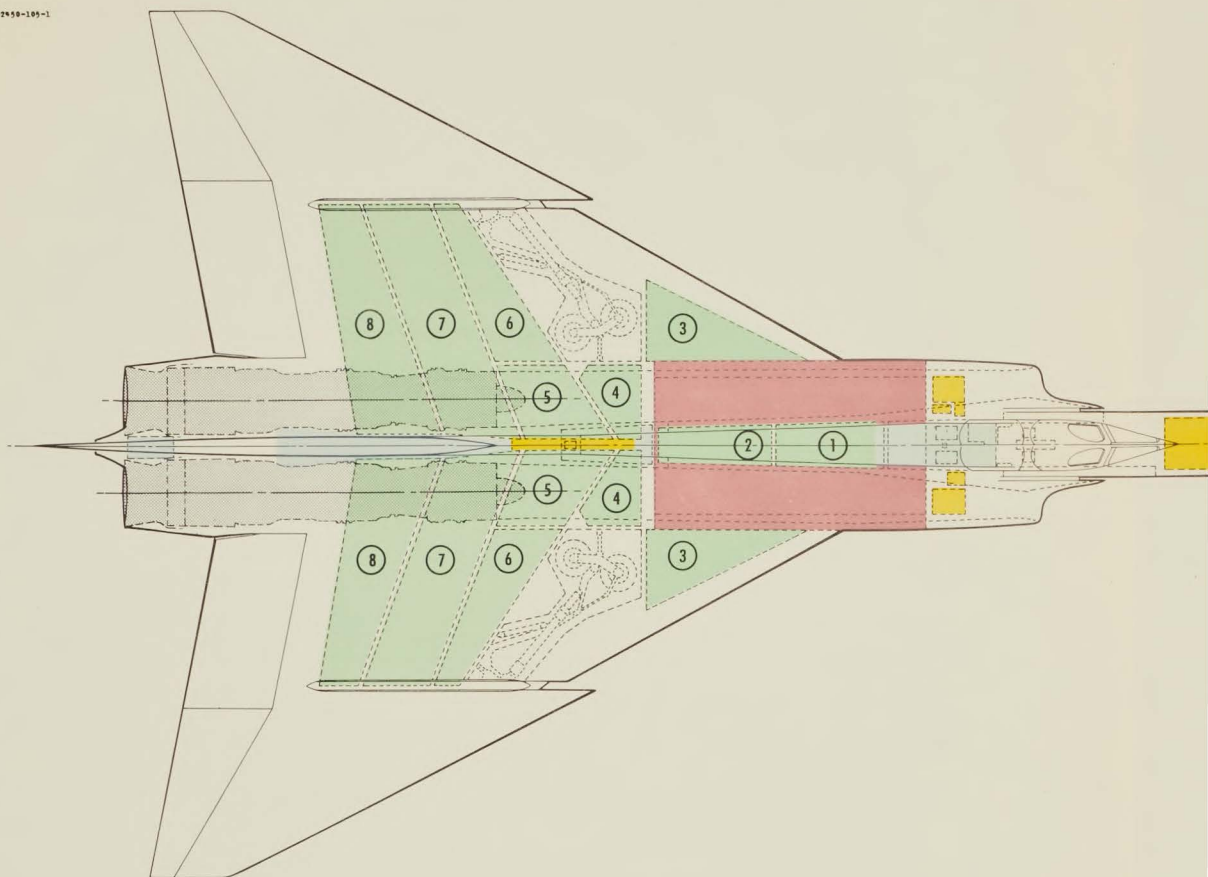
ARROW 2 STRUCTURE CUTAWAY







2450-105-1



ARROW 2 LOCATION OF MAJOR EQ



