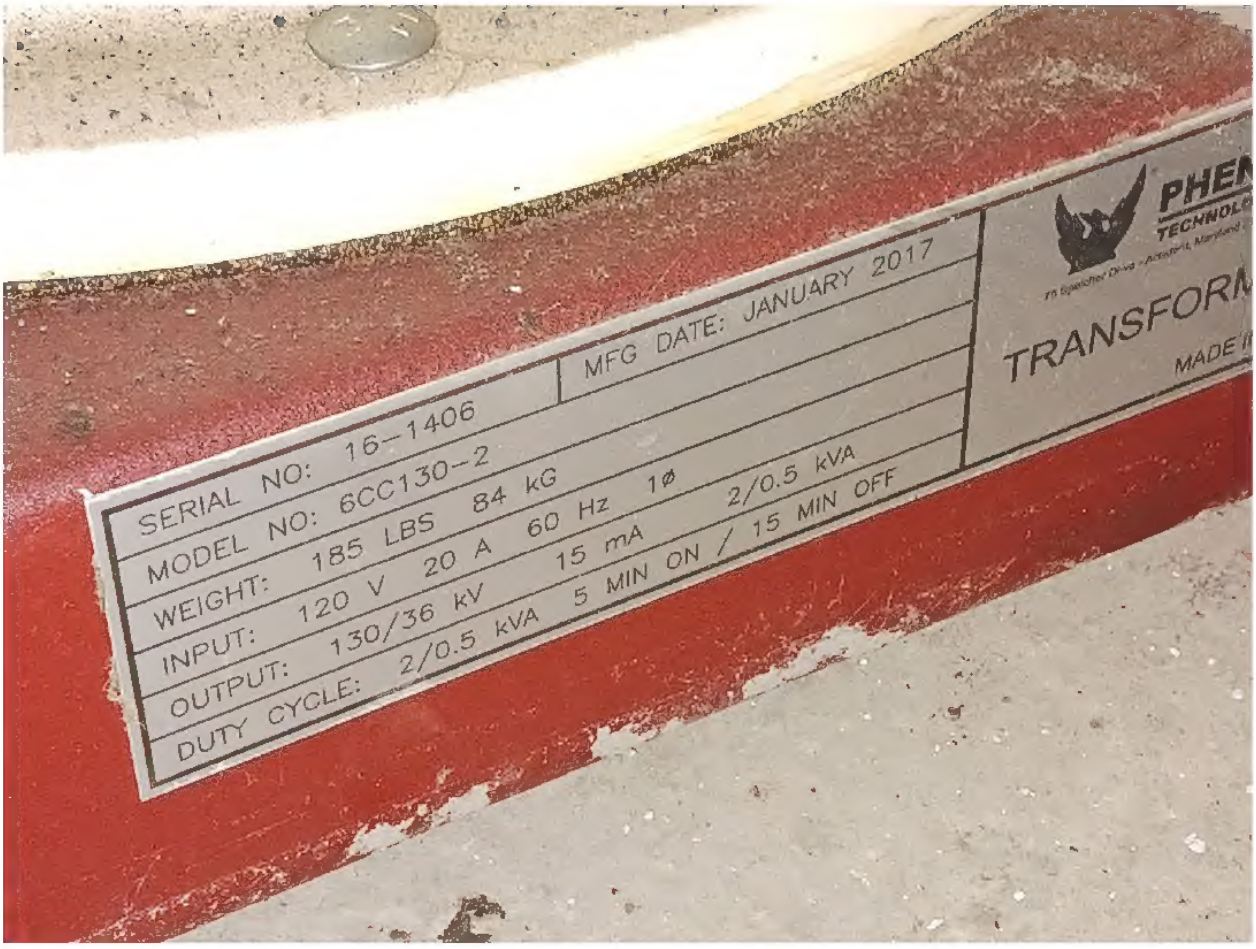
SERIAL NO: 16-1406
MFG DATE: JANUARY 2017
MODEL NO: 6CC130-2
WEIGHT: 185 LBS 84 kG
INPUT: 120 V 20 A 60 Hz 1ø
OUTPUT: 130/36 kV 15 mA 2/0.5 kVA
DUTY CYCLE: 2/0.5 kVA 5 MIN ON / 15 MIN OFF
TRANSFORM



5K
175W

492

DANGER
HIGH
VOLTAGE

Tyco's Relative Humidity Tables

Directions for Use of Relative Humidity Tables.



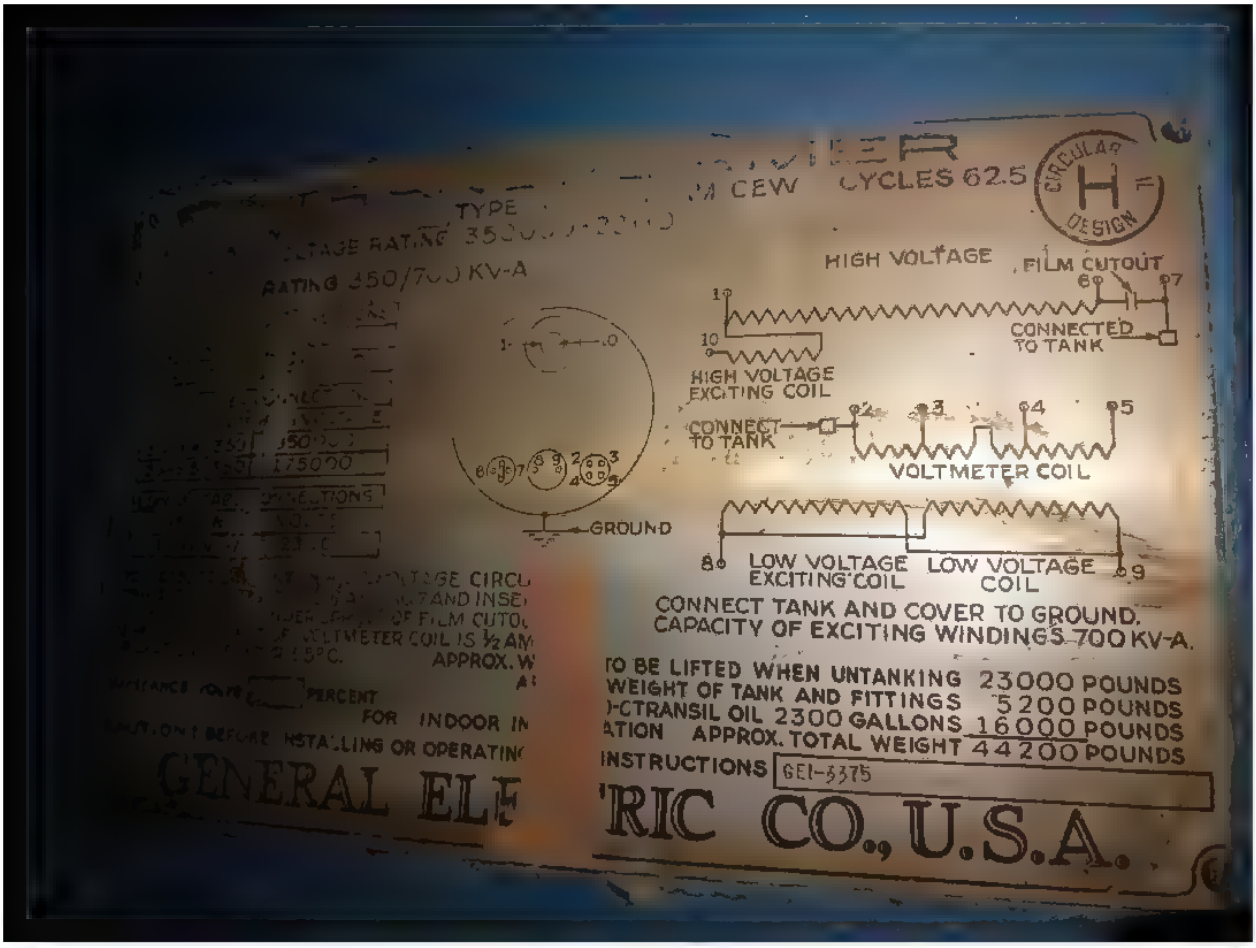
CYCLES 62.5
CIRCULAR
H
DESIGN
RATING 350/700 KV-A
HIGH VOLTAGE
FILM CUTOUT
CONNECTED TO TANK
HIGH VOLTAGE EXCITING COIL
CONNECT TO TANK
VOLTMETER COIL
GROUND
LOW VOLTAGE EXCITING COIL
LOW VOLTAGE COIL
CONNECT TANK AND COVER TO GROUND.
CAPACITY OF EXCITING WINDINGS 700 KV-A.
TO BE LIFTED WHEN UNTANKING 23000 POUNDS
WEIGHT OF TANK AND FITTINGS 5200 POUNDS
-CTRANSIL OIL 2300 GALLONS 16000 POUNDS
ATION APPROX. TOTAL WEIGHT 44200 POUNDS
INSTRUCTIONS GEI-3375
PERCENT
FOR INDOOR IN
INSTALLING OR OPERATING
GENERAL ELE
RIC CO., U.S.A.

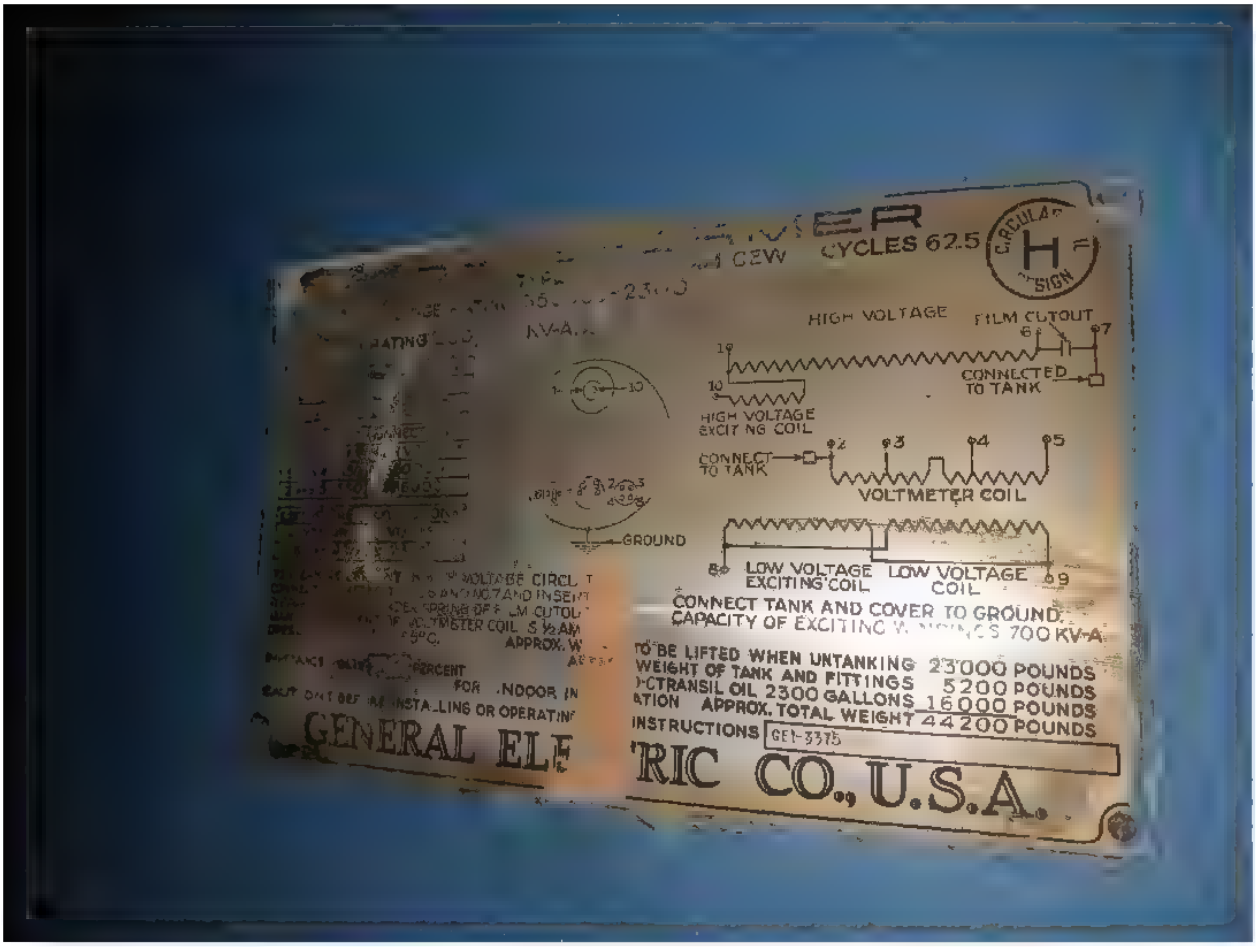
CYCLES 62.5
CIRCULAR
H
DESIGN
HIGH VOLTAGE
FILM CUTOUT
CONNECTED TO TANK
HIGH VOLTAGE EXCITING COIL
CONNECT TO TANK
VOLTMETER COIL
GROUND
LOW VOLTAGE EXCITING COIL
LOW VOLTAGE COIL
CONNECT TANK AND COVER TO GROUND.
TO BE LIFTED WHEN UNTANKING 23000 POUNDS
WEIGHT OF TANK AND FITTINGS 5200 POUNDS
TRANSIL OIL 2300 GALLONS 16000 POUNDS
APPROX. TOTAL WEIGHT 44200 POUNDS
INSTRUCTIONS GEI-3375
GENERAL ELE
RIC CO., U.S.A.

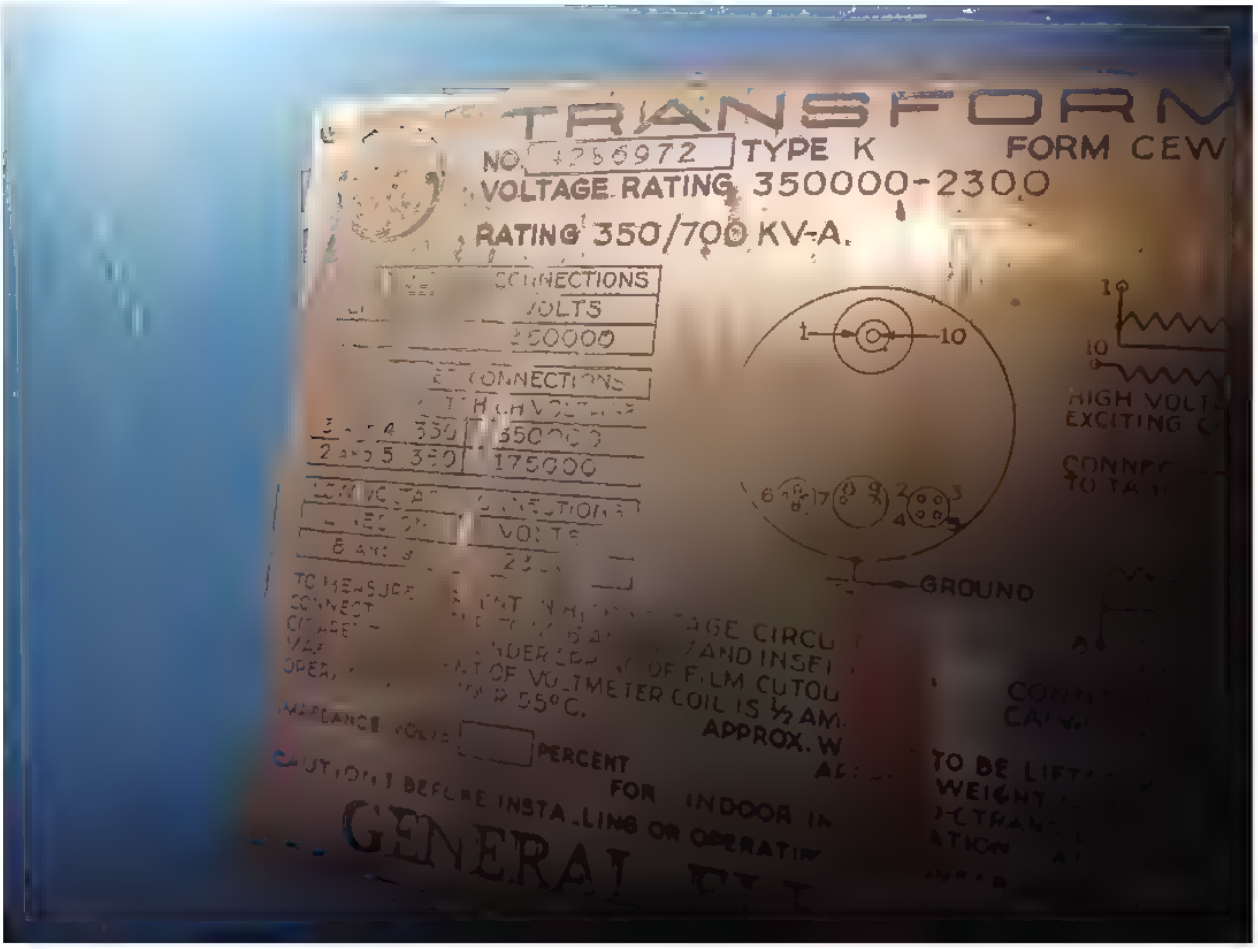
TRANSFORM
NO. 4256972 TYPE K FORM CEW
VOLTAGE RATING 350000-2300
RATING 350/700 KV-A.
CONNECTIONS
VOLTS
350000
CONNECTIONS
HIGH VOLTAGE
350000
175000
VOLTS
GROUND
HIGH VOLT
EXCITING
PERCENT
FOR INDOOR
GENERAL

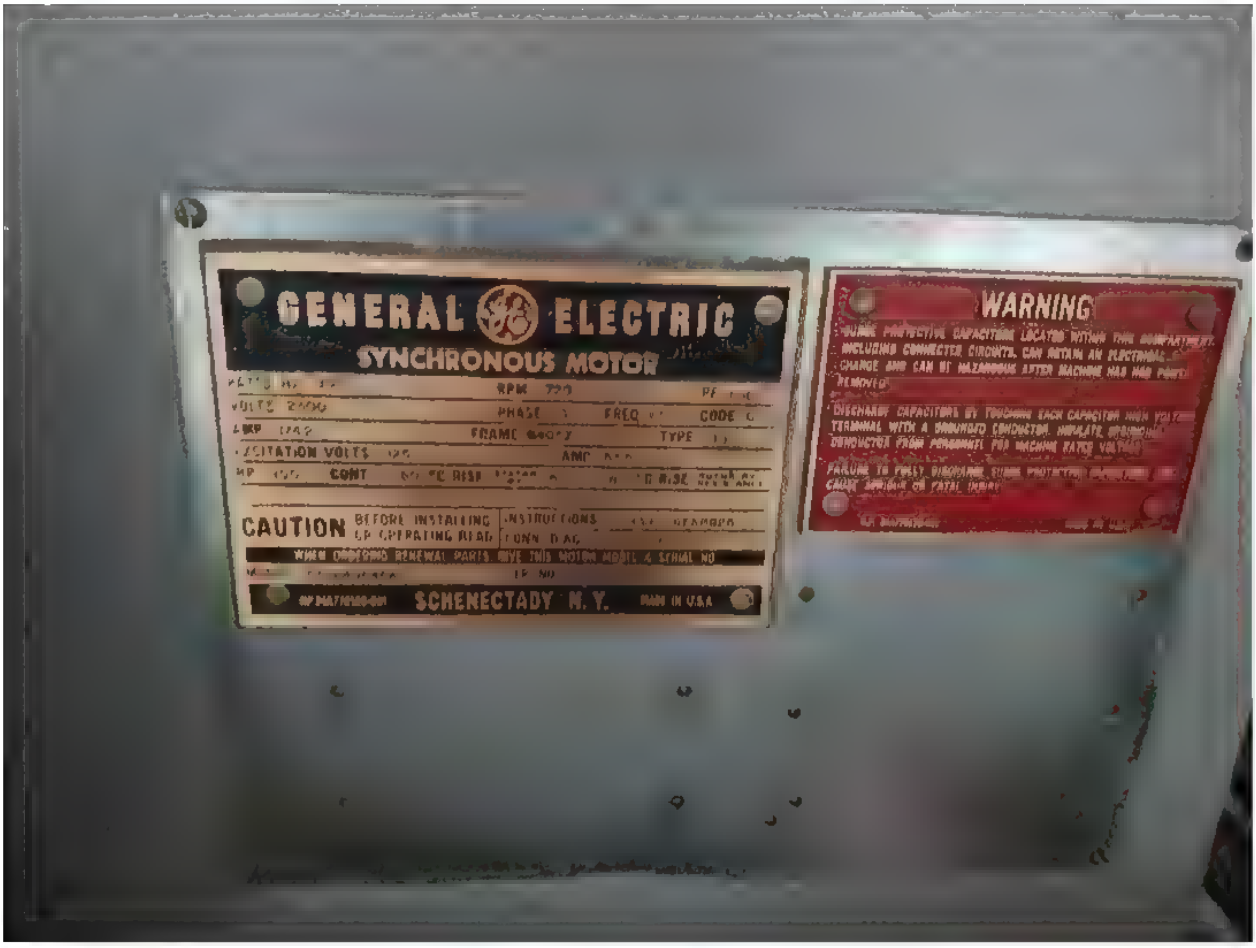
GENERAL ELECTRIC
SYNCHRONOUS MOTOR
RPM 720
PHASE
FREQ
CODE
FRAME
TYPE
AMC
CONT
CAUTION BEFORE INSTALLING OR OPERATING READ
INSTRUCTIONS
WHEN ORDERING RENEWAL PARTS GIVE THIS MOTOR MODEL & SERIAL NO
SCHENECTADY N.Y.
MADE IN U.S.A.
WARNING
INCLUDING CONNECTED CIRCUITS, CAN RETAIN AN ELECTRICAL
CHARGE AND CAN BE HAZARDOUS AFTER MACHINE HAS BEEN
REMOVED.
DISCHARGE CAPACITORS BY TOUCHING EACH CAPACITOR HIGH VOLT
TERMINAL WITH A GROUNDED CONDUCTOR. INSULATE GROUNDING
CONDUCTOR FROM PERSONNEL FOR MACHINE RATED VOLTAGES.
FAILURE TO FULLY DISCHARGE SURGE PROTECTIVE CAPACITORS
COULD RESULT IN FATAL INJURY.





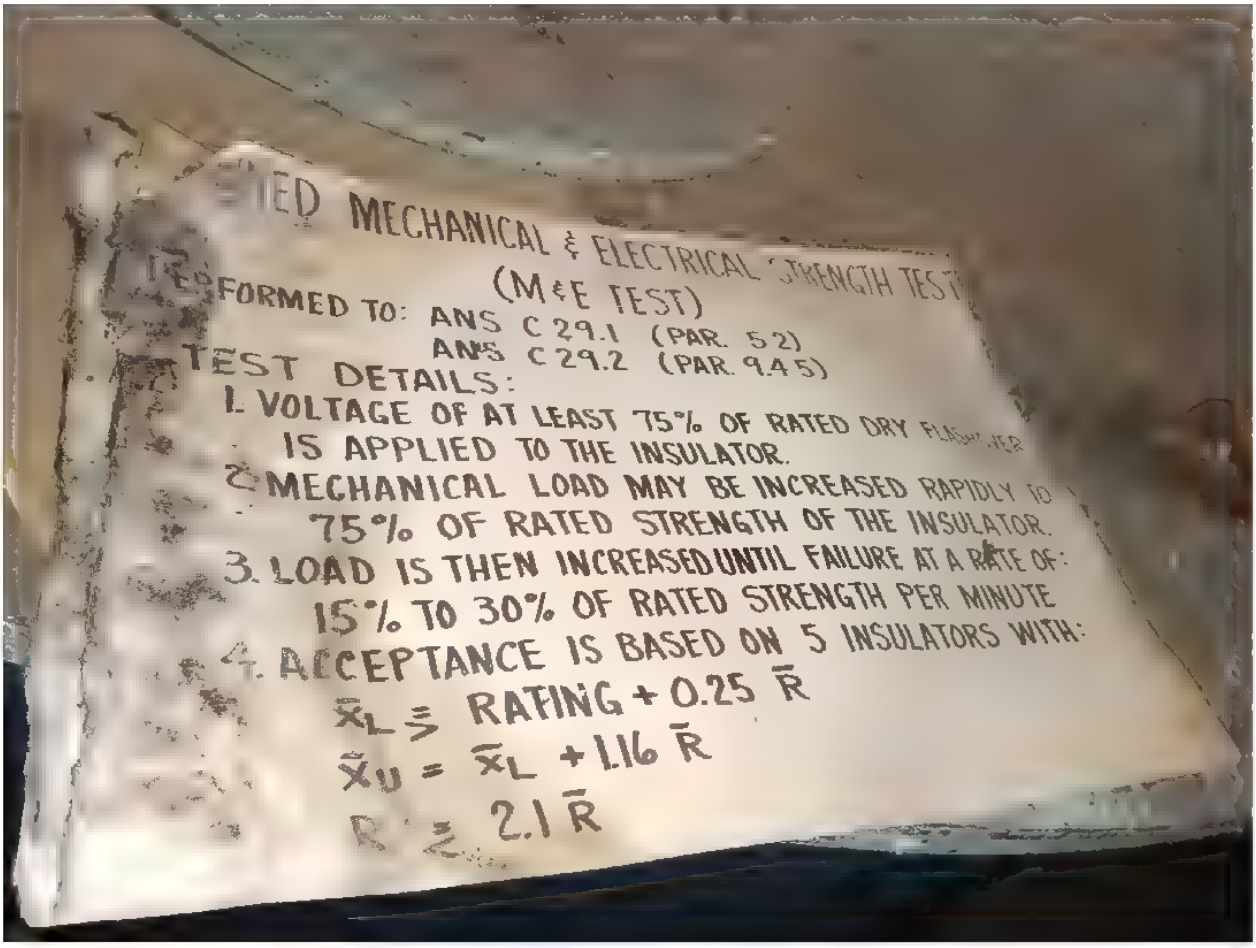
MECHANICAL & ELECTRICAL STRENGTH TEST
(M&E TEST)
PERFORMED TO: ANS C 29.1 (PAR. 5.2)
ANS C 29.2 (PAR. 9.4.5)
TEST DETAILS:
1. VOLTAGE OF AT LEAST 75% OF RATED DRY FLASHOVER
IS APPLIED TO THE INSULATOR.
2. MECHANICAL LOAD MAY BE INCREASED RAPIDLY TO
75% OF RATED STRENGTH OF THE INSULATOR.
3. LOAD IS THEN INCREASED UNTIL FAILURE AT A RATE OF:
15% TO 30% OF RATED STRENGTH PER MINUTE
4. ACCEPTANCE IS BASED ON 5 INSULATORS WITH:
$\bar{X}_L \geq$ RATING + 0.25 $\bar{R}$
$\bar{X}_U = \bar{X}_L + 1.16\,\bar{R}$
$R \leq 2.1\,\bar{R}$

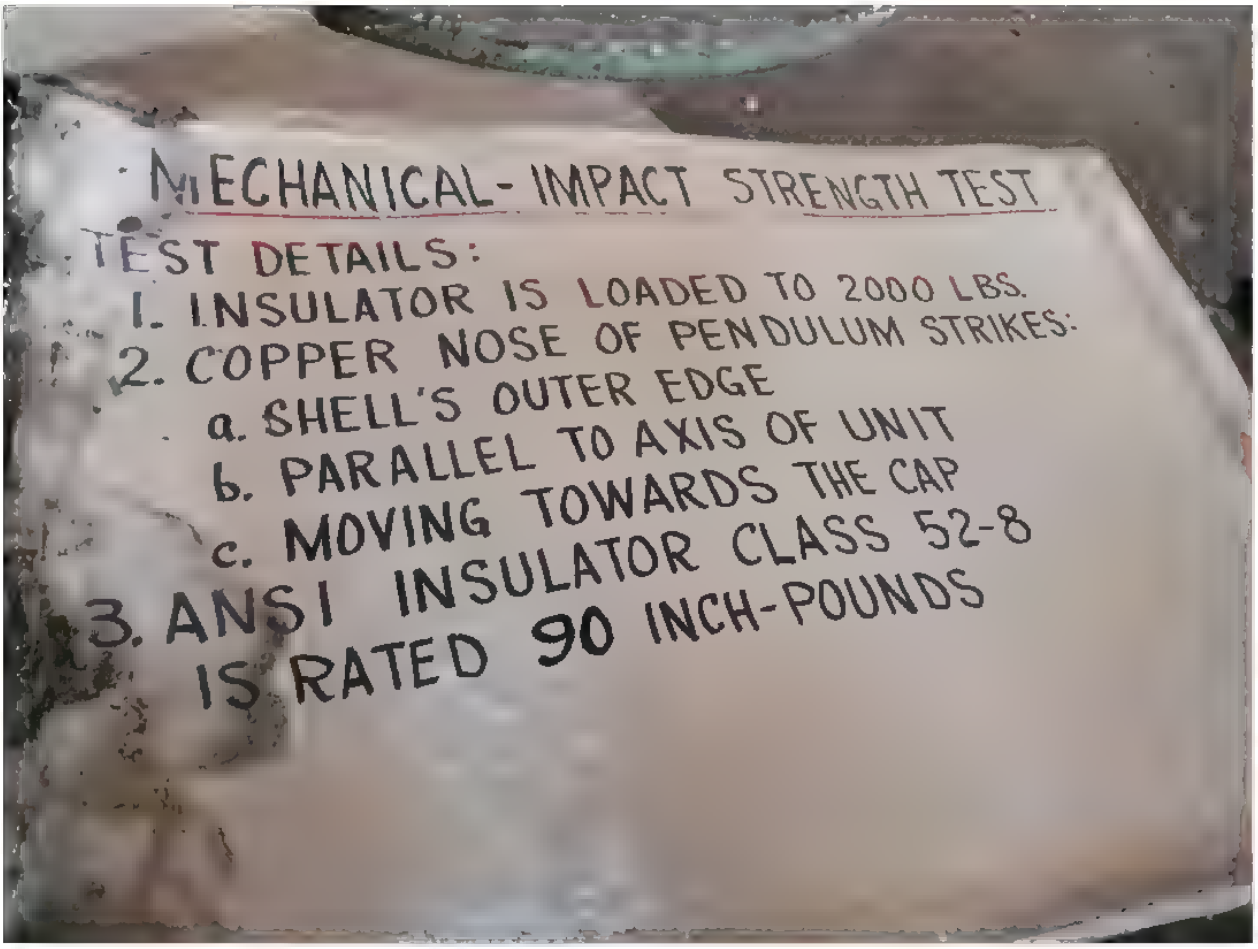
MECHANICAL- IMPACT STRENGTH TEST
TEST DETAILS:
1. INSULATOR IS LOADED TO 2000 LBS.
2. COPPER NOSE OF PENDULUM STRIKES:
a. SHELL'S OUTER EDGE
b. PARALLEL TO AXIS OF UNIT
c. MOVING TOWARDS THE CAP
3. ANSI INSULATOR CLASS 52-8
IS RATED 90 INCH-POUNDS


Quality Control
of
Insulators

CHECKING
the Formed Insulator Shell








GENERAL ELECTRIC COMPANY

TRANSFORMER
CYCLES 62.5
TYPE
RATING 350/700 KV-A
HIGH VOLTAGE
LM CUTOUT
CONNECTED TO TANK
HIGH VOLTAGE EXCITING COIL
CONNECT TO TANK
VOLTMETER COIL
GROUND
CONNECT TANK AND COVER TO GROUND
CAPACITY OF EXCITING WINDINGS 700 KV-A
TO BE LIFTED WHEN UNTANKING 23000 POUNDS
WEIGHT OF TANK AND FITTINGS 5200 POUNDS
TRANSIL OIL 2300 GALLONS 16000 POUNDS
APPROX TOTAL WEIGHT 44200 POUNDS
INSTRUCTIONS GEI-3275
GENERAL ELECTRIC CO., U.S.A.

CYCLES 60
CIRCULAR
DESIGN
HIGH VOLTAGE
FILM CUTOUT
CONNECTED TO TANK
HIGH VOLTAGE EXCITING COIL
CONNECT TO TANK
VOLTMETER COIL
GROUND
CONNECT TANK AND COVER TO GROUND
CAPACITY OF EXCITING WINDINGS 700 KV-A
WEIGHT OF TANK AND FITTINGS 5200 POUNDS
APPROX. TOTAL WEIGHT 44200 POUNDS
INSTRUCTIONS
GENERAL ELE
RIC CO., U.S.A.

OHMITE
OHMITE
OHMITE

TRANSFILE











SYNCHRONOUS MOTOR
TIMER
GAPS
10A





OFF
OFF



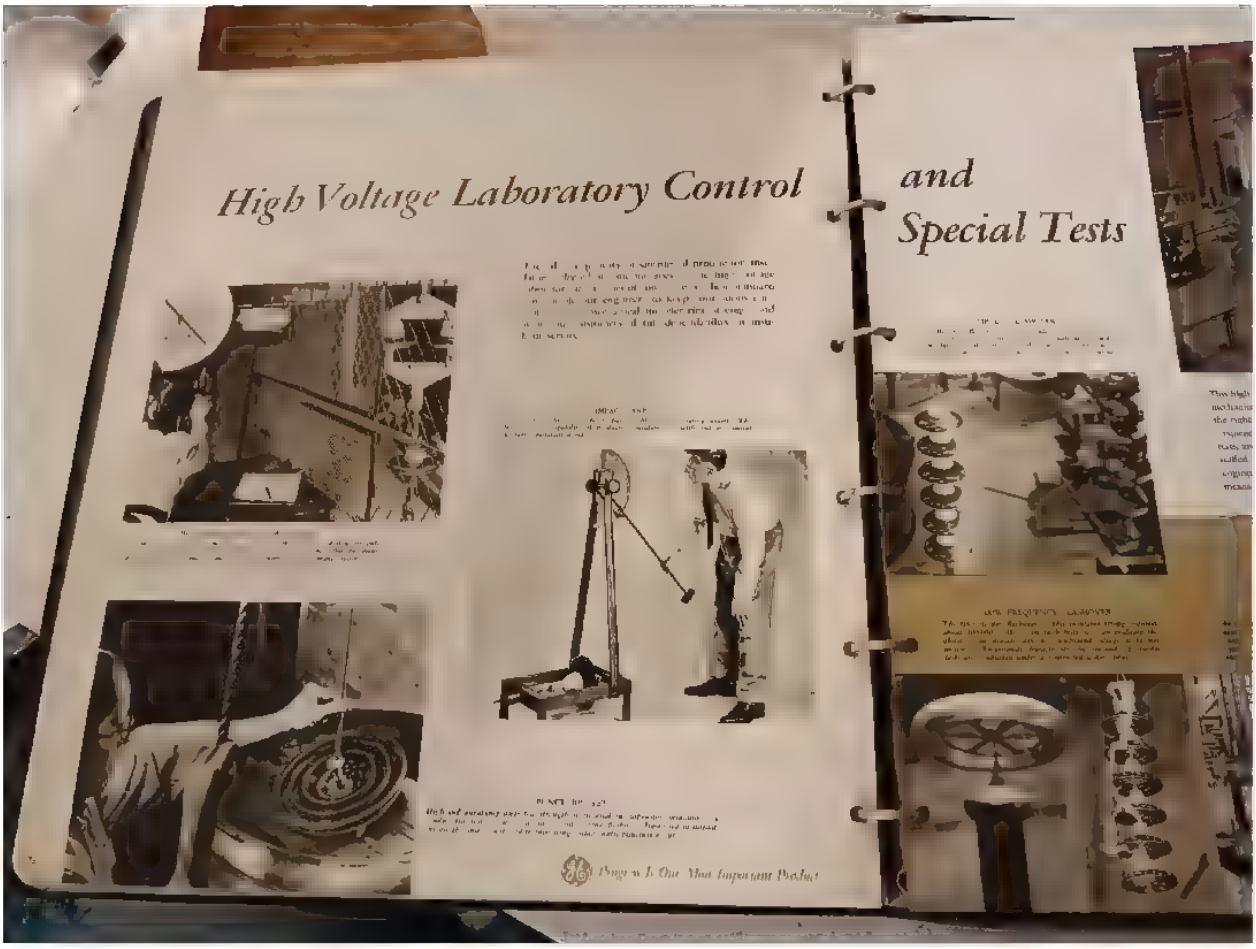
High Voltage Laboratory Control
and
Special Tests

aboratory Control and Special Tests

Quality Control
of
Insulators

Quality Control

When you order suspension insulators for your lines, what do you expect of them?

You want them to be rugged and strong—withstanding the weight or tension of the line even when loaded with heavy ice and whipped by the wind.

You want them to be unchanging—unaffected by intense heat and cold or by the effect of salt or corrosive industrial contamination.

You want them to be electrically sound—carrying the line voltage and the transient voltage of lightning or switching surges without puncture or service interruption, year after year.

You expect this performance to be uniform, for all insulators on your lines. The dependability and safety of your system rests, in a large measure, on each suspension insulator.

Since the first suspension insulator was made by Locke over 50 years ago, this product has become—despite its deceptively simple design—a highly engineered combination of porcelain, glass, metal, cement and asphaltic compound. Untiring effort is required to maintain the highest standard of quality.

Quality control in a limited sense, refers to the regular checks of manufacturing operations. But its real meaning, as we see it, involves every test, check and control intended to protect the ultimate performance of every unit. This effort, which involves the laboratory facilities at our disposal, as well as the factory, is presented in this book.

Progress Is Our Most Important Product


ty Control

Checking the RAW MATERIALS
before they enter
PRODUCTION

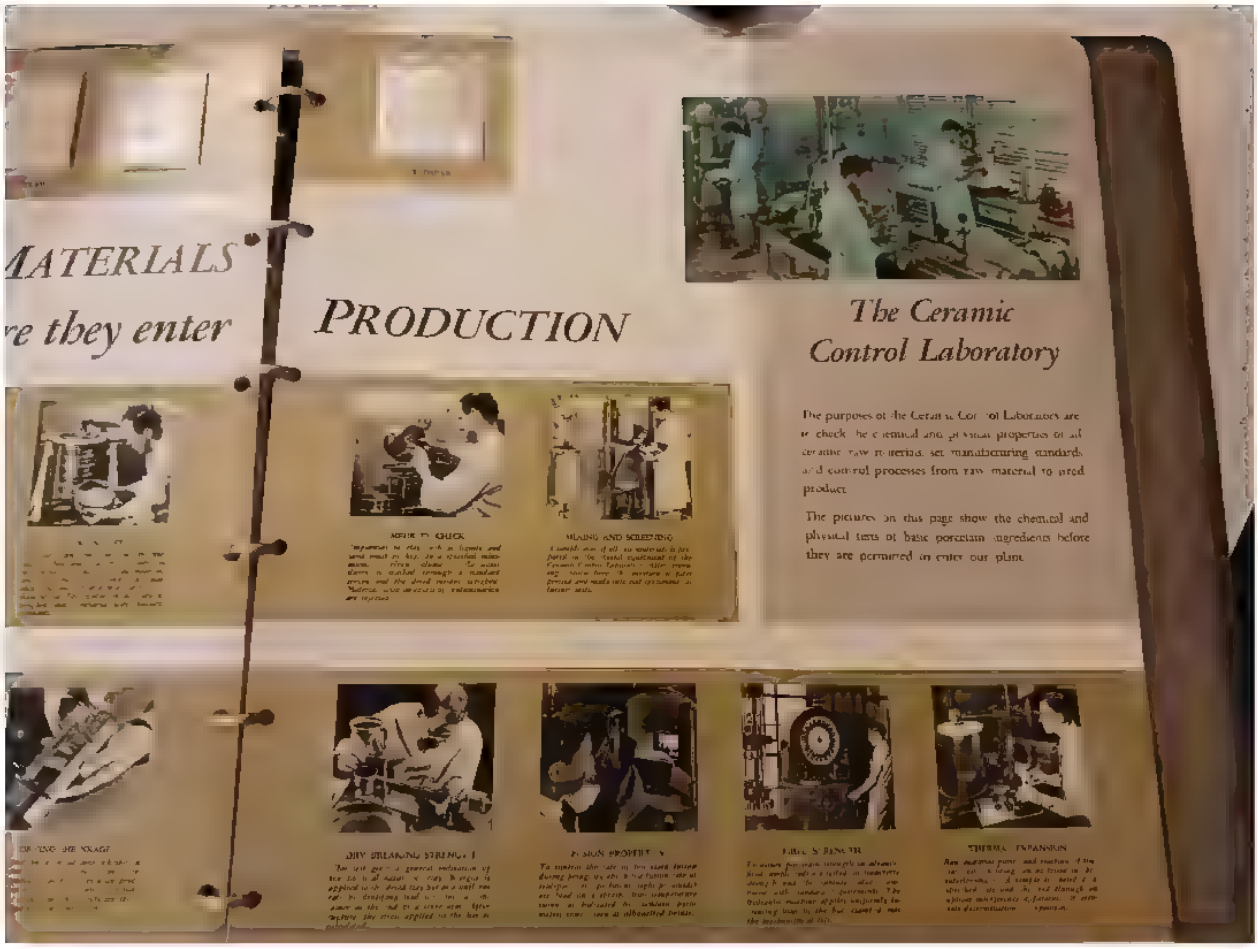
MATERIALS
re they enter
PRODUCTION
The Ceramic
Control Laboratory
The purposes of the Ceramic Control Laboratory are
to check the chemical and physical properties of all
ceramic raw materials, set manufacturing standards,
and control processes from raw material to fired
product.
The pictures on this page show the chemical and
physical tests of basic porcelain ingredients before
they are permitted to enter our plant.

Production
Control in
Mixing and Prepa

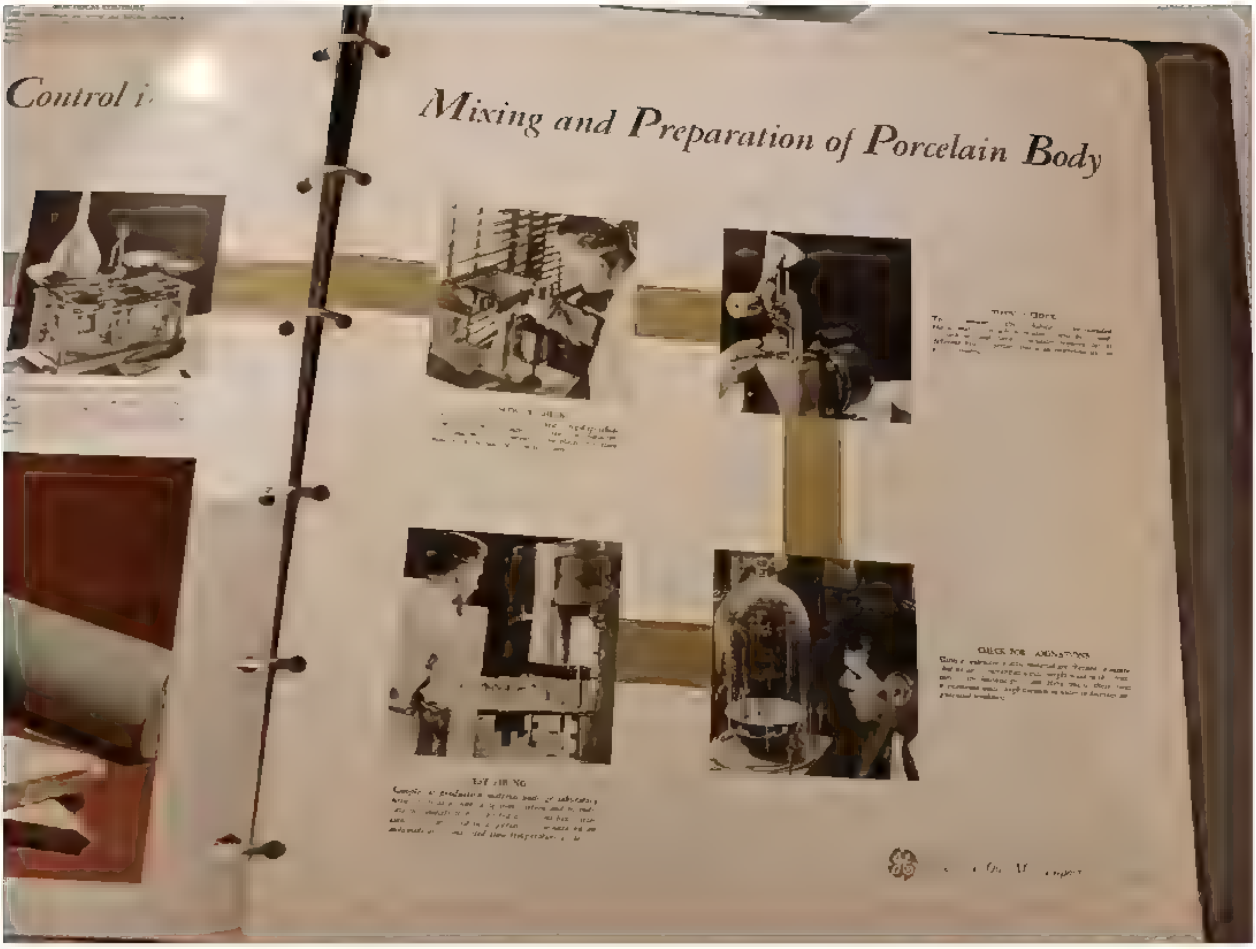
Control i
Mixing and Preparation of Porcelain Body


CHECKING
the Form

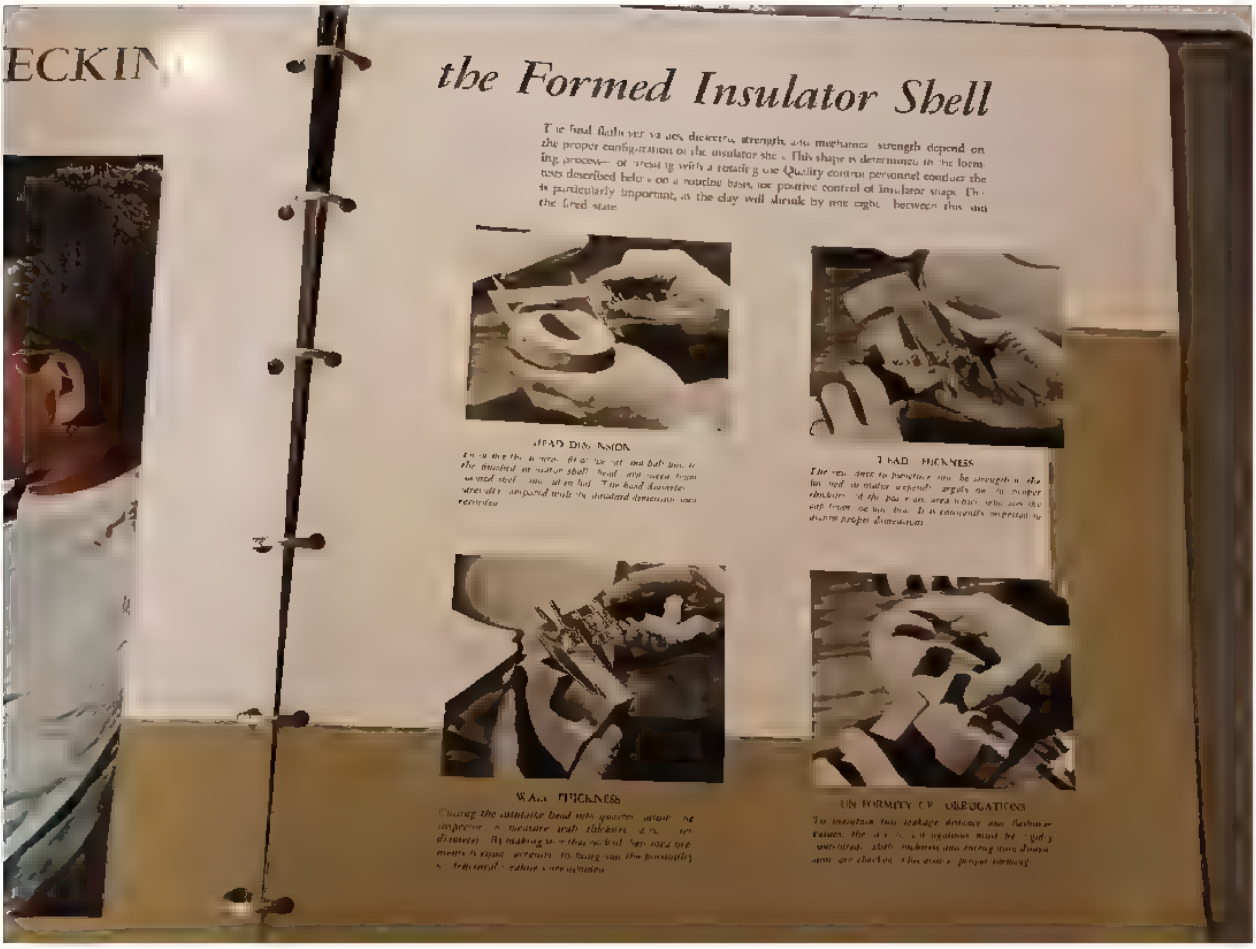
ECKIN
the Formed Insulator Shell
HEAD DIAMETER
HEAD THICKNESS
WALL THICKNESS
UNIFORMITY OF DIMENSIONS

GLAZE & SAND
Control


Control

Drying and
Firing Co

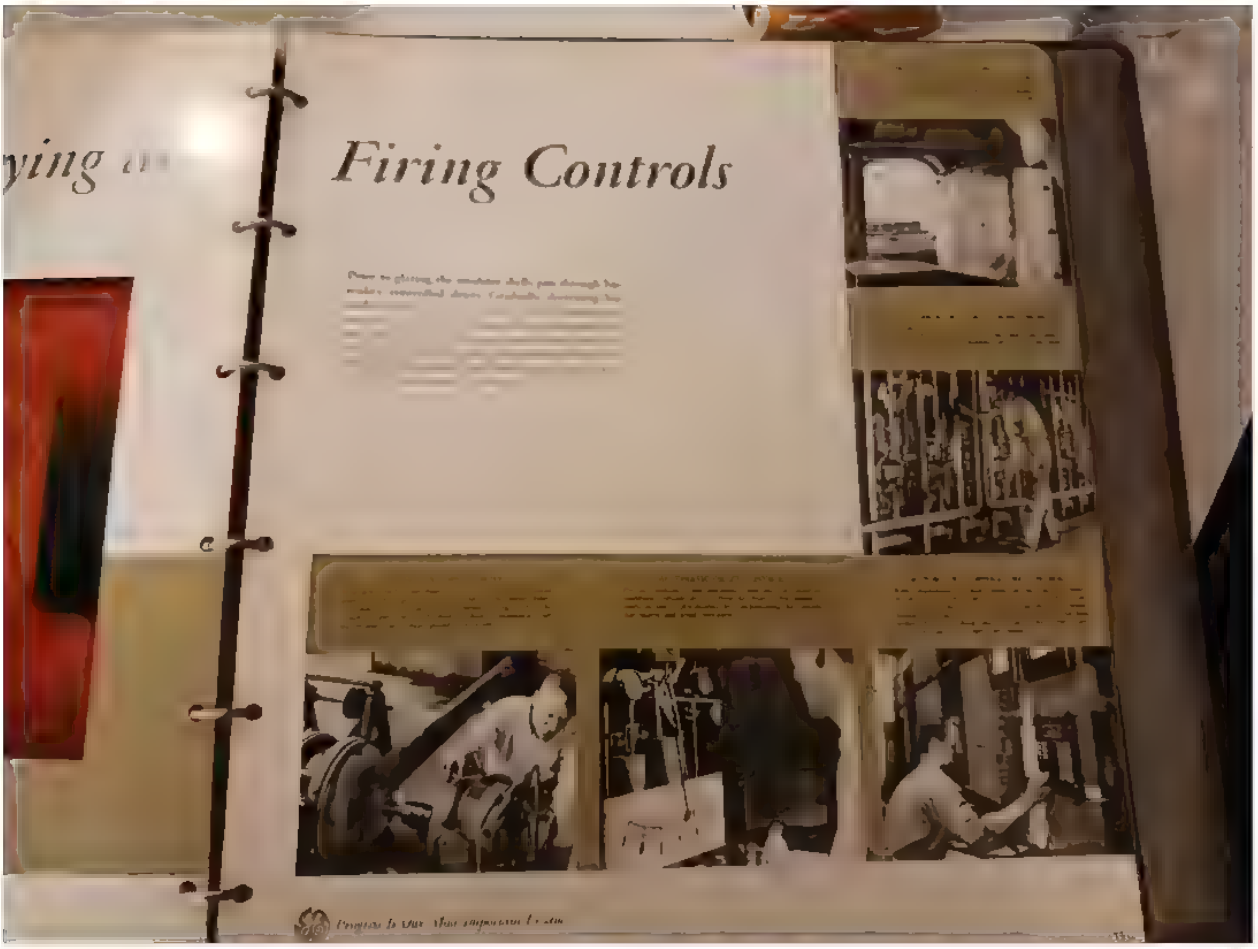
Firing Controls

TESTS
of Fired Insulator Shells

The product is now complete. Its smooth, solid appearance does not reveal the many specifications it must meet. Each member of the component's correct dimensions and coverage by glaze of precise thickness. Finest powder is carefully and mechanically ground. Only then is it allowed to become part of a suspension insulator for your transmission lines.



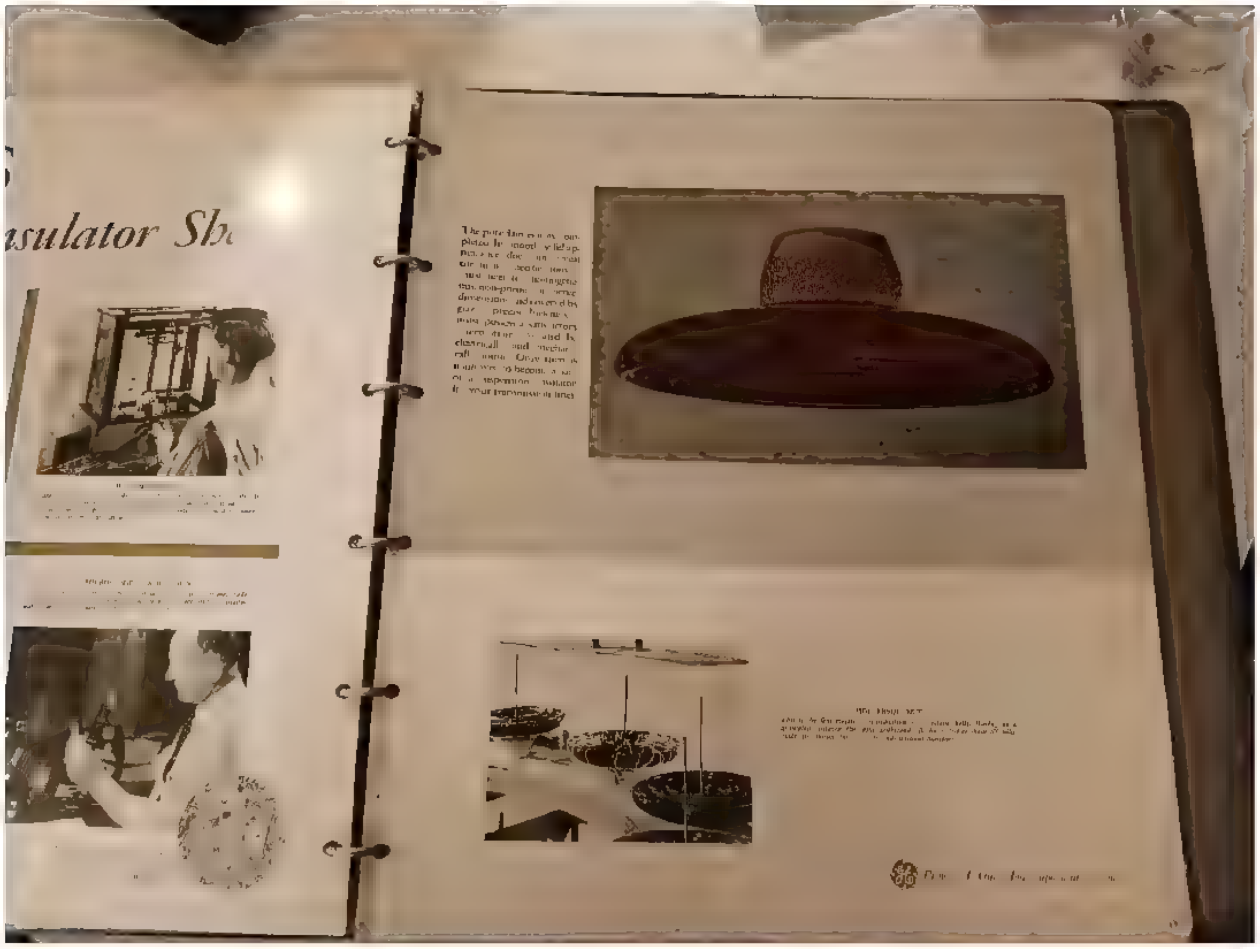

TESTING Caps and Ball Bolts

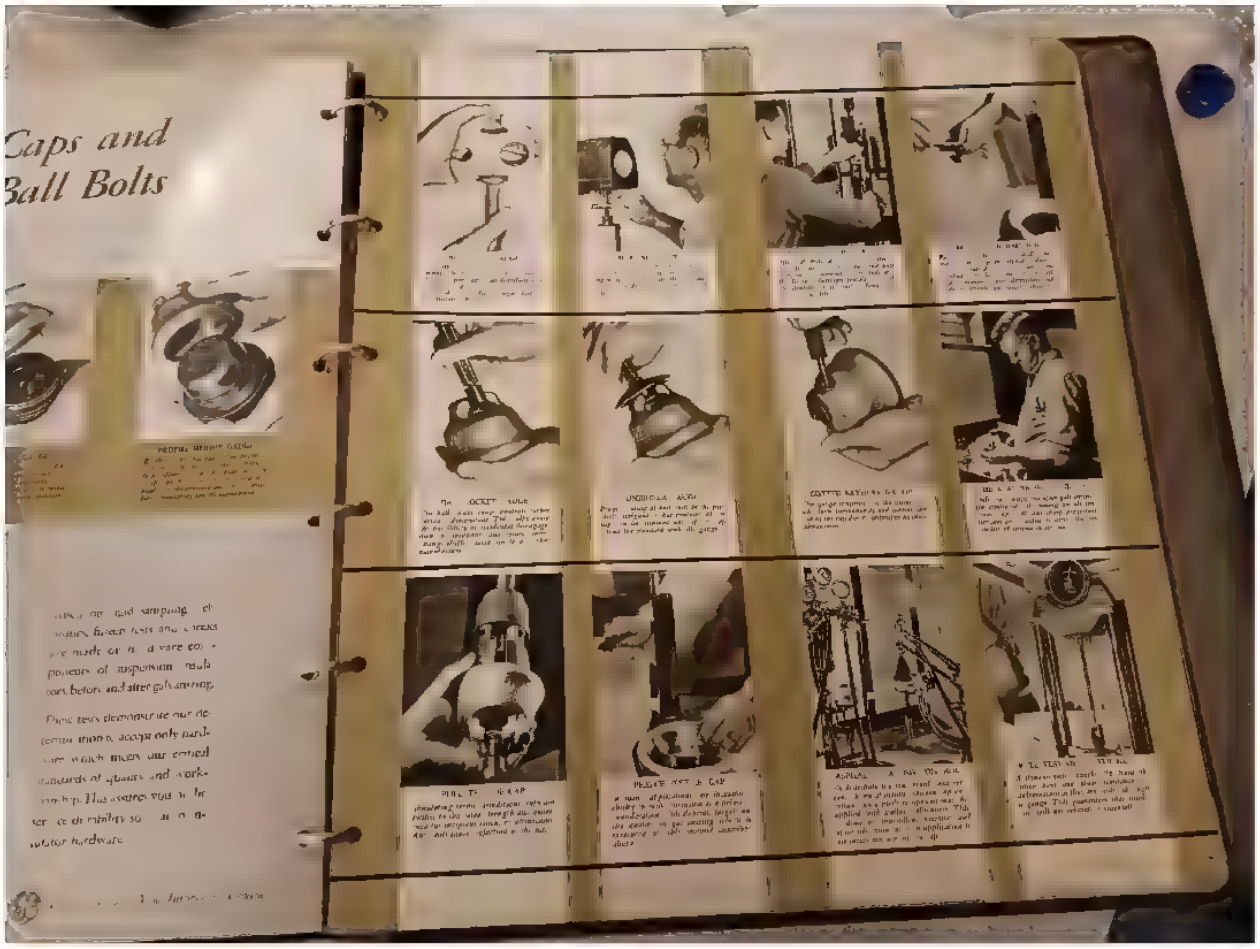
Caps and
Ball Bolts

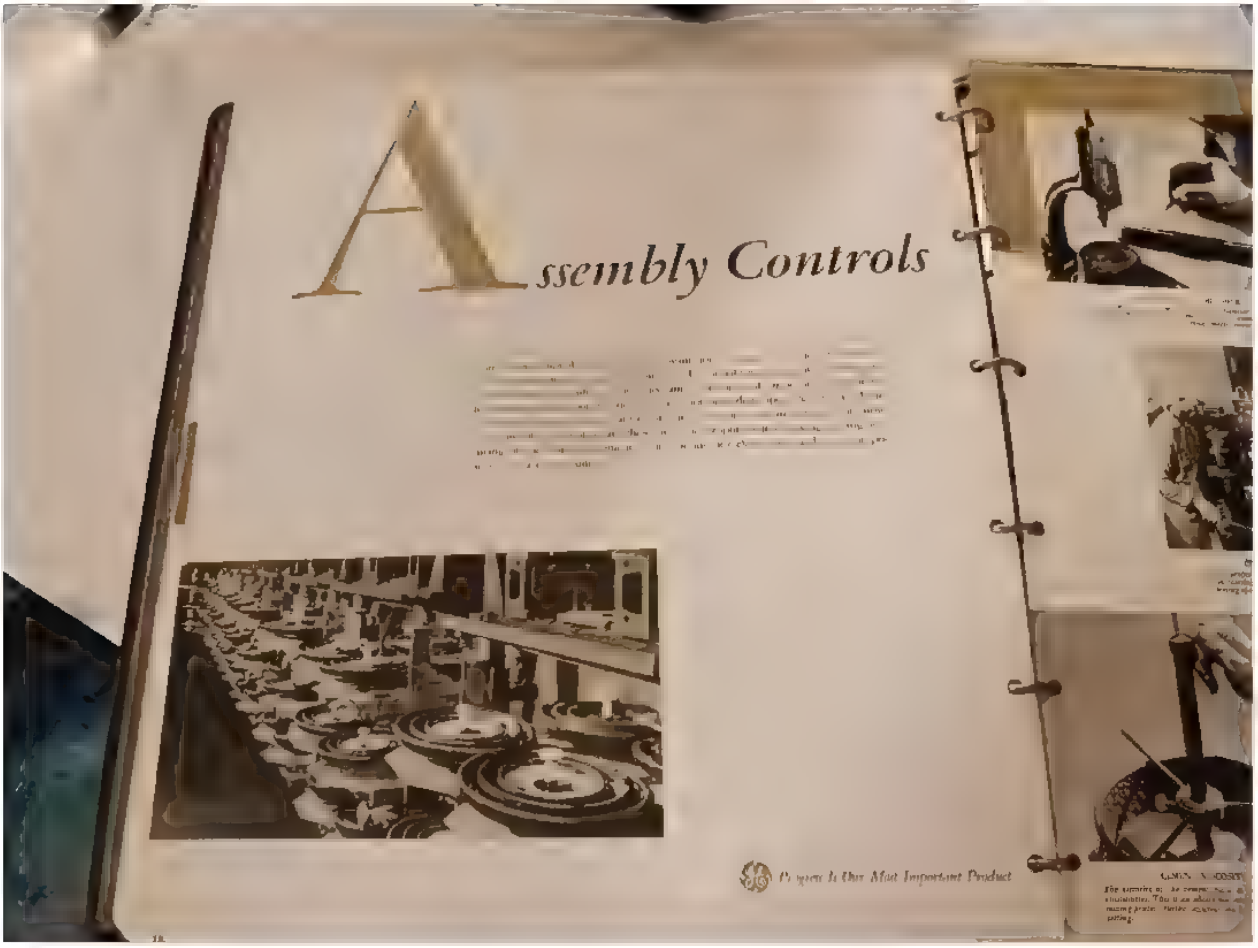
Assembly Controls
Progress Is Our Most Important Product

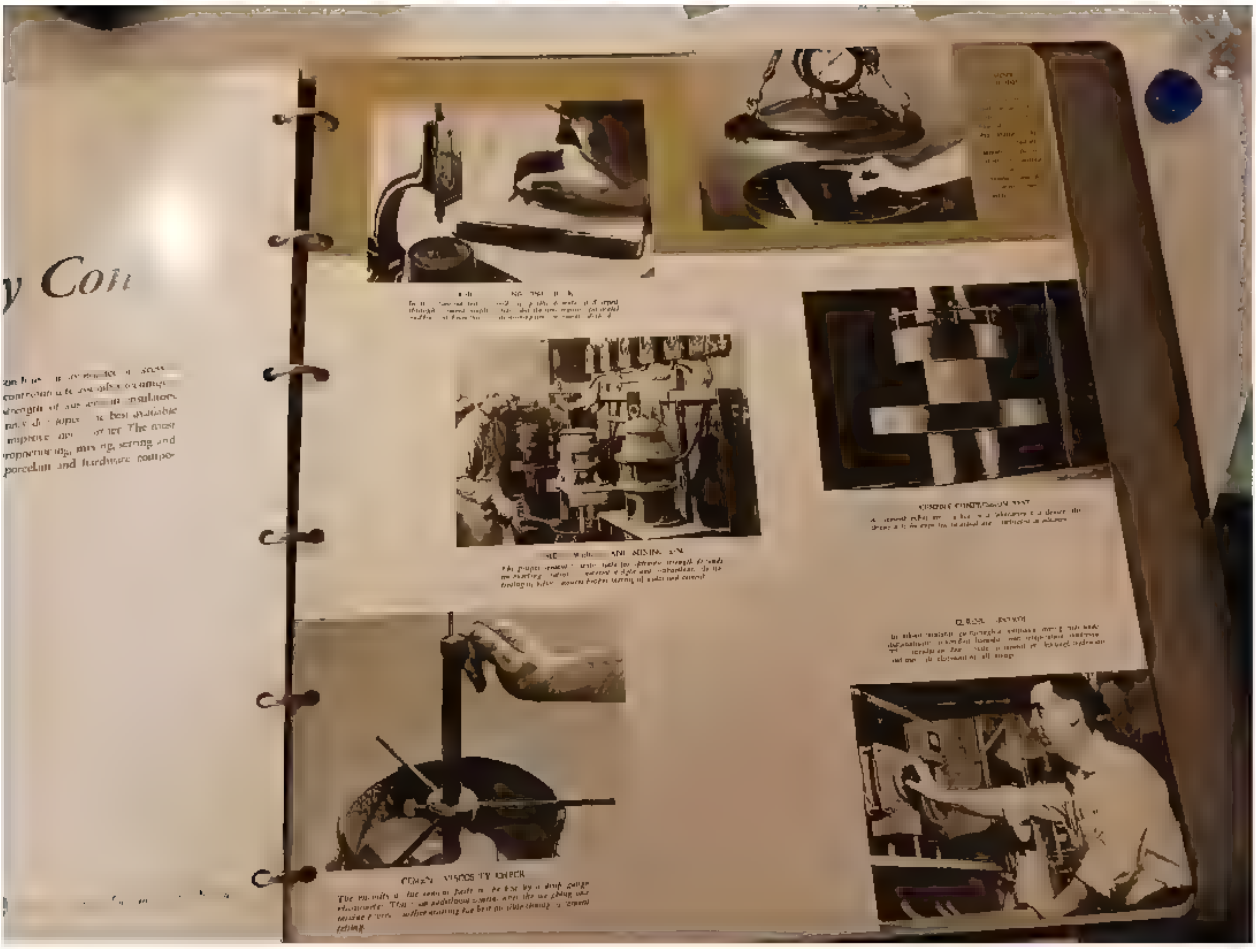

Final Production Line TESTS

FULL TEST

After the cement is thoroughly cured, suspension insulators are tested to their maximum recommended working loss, exceeding standard test requirements. This precedes the final electrical test.

VISUAL INSPECTION

The last production check of each insulator is made by this inspector—in effect, your man on our payroll—who makes doubly sure that only insulators of select quality are packed and shipped to you.

[illegible] procedures and [illegible] checks of [illegible] glazing, [illegible] all of these bear witness to unexcelled quality control at Locke—your guarantee of uniform and dependable performance.

FLASHOVER TEST

[illegible] conditions [illegible] electrical [illegible] along the conveyor and undergo a substantial 60-cycle flashover test for at least three minutes.



Final Production Line TESTS

PULL TEST

After the cement is thoroughly cured, suspension insulators are tested to their maximum recommended working load exceeding standard test requirements. This precedes the final electrical test.

Control procedures and tests—checks of raw materials of forming, drying, glazing, firing, hardware and assembly—all of these bear witness to unexcelled quality control at Locke, your guarantee of uniform and dependable performance.

VISUAL INSPECTION

The last production check of each insulator is made by this inspector—in effect, your man on our payroll—who makes doubly sure that only insulators of select quality are packed and shipped to you.

FLASHOVER TEST

To test its fitness for service—even under conditions of excessive electrical stress—each insulator must travel along the conveyor and undergo a continuous 6-cycle flashover test for at least three minutes.



TESTS

TESTS

High Voltage Laboratory Control
and
Special Tests

High Voltage Laboratory Control and Special Tests





Progress Is Our Most Important Product

and
Special Tests

atory C / and Special Tests

HIGH FREQUENCY FLASHOVER

TIME LOAD FRAME



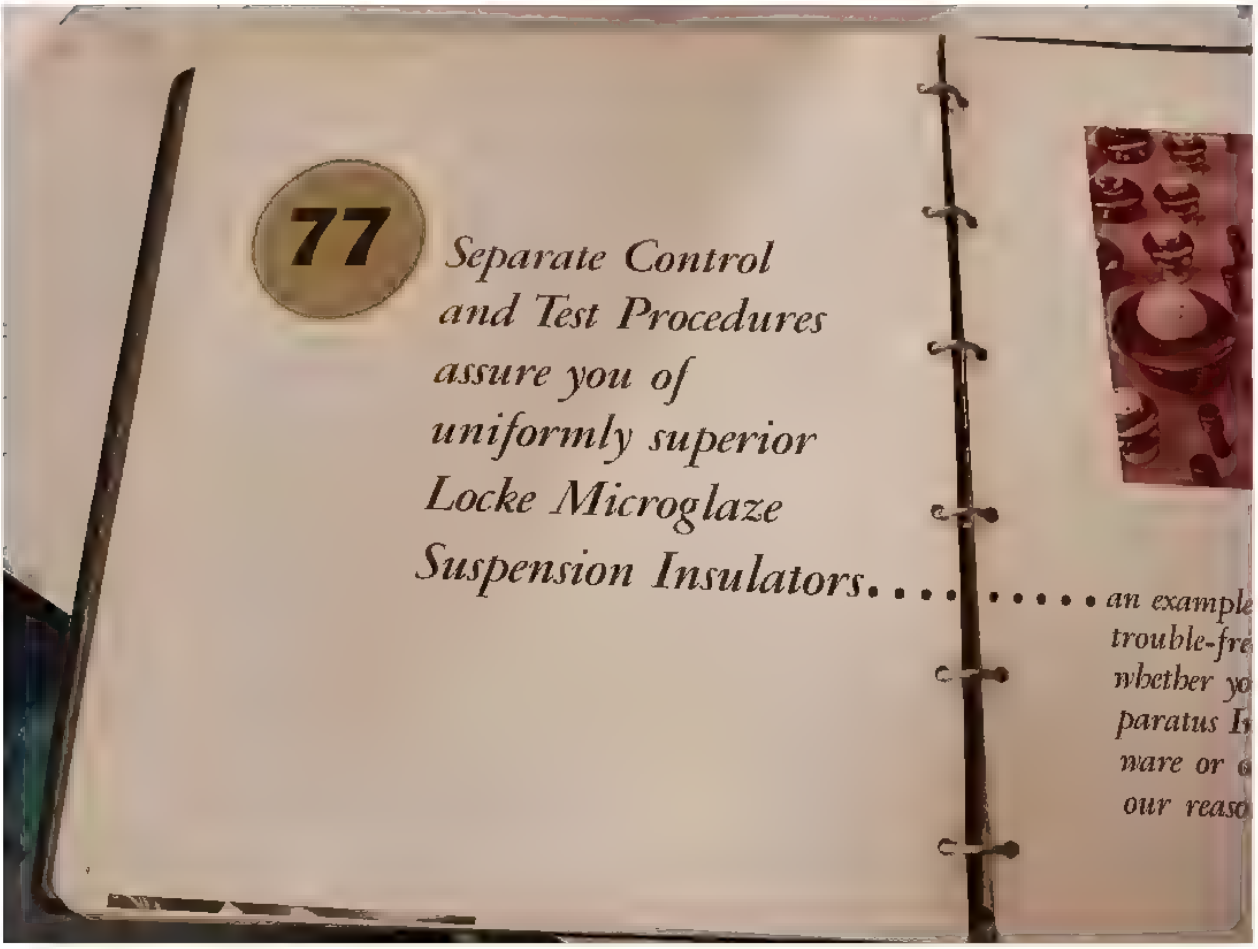
77
Separate Control
and Test Procedures
assure you of
uniformly superior
Locke Microglaze
Suspension Insulators.....
an example
trouble-fre
whether yo
paratus I
ware or
our reaso

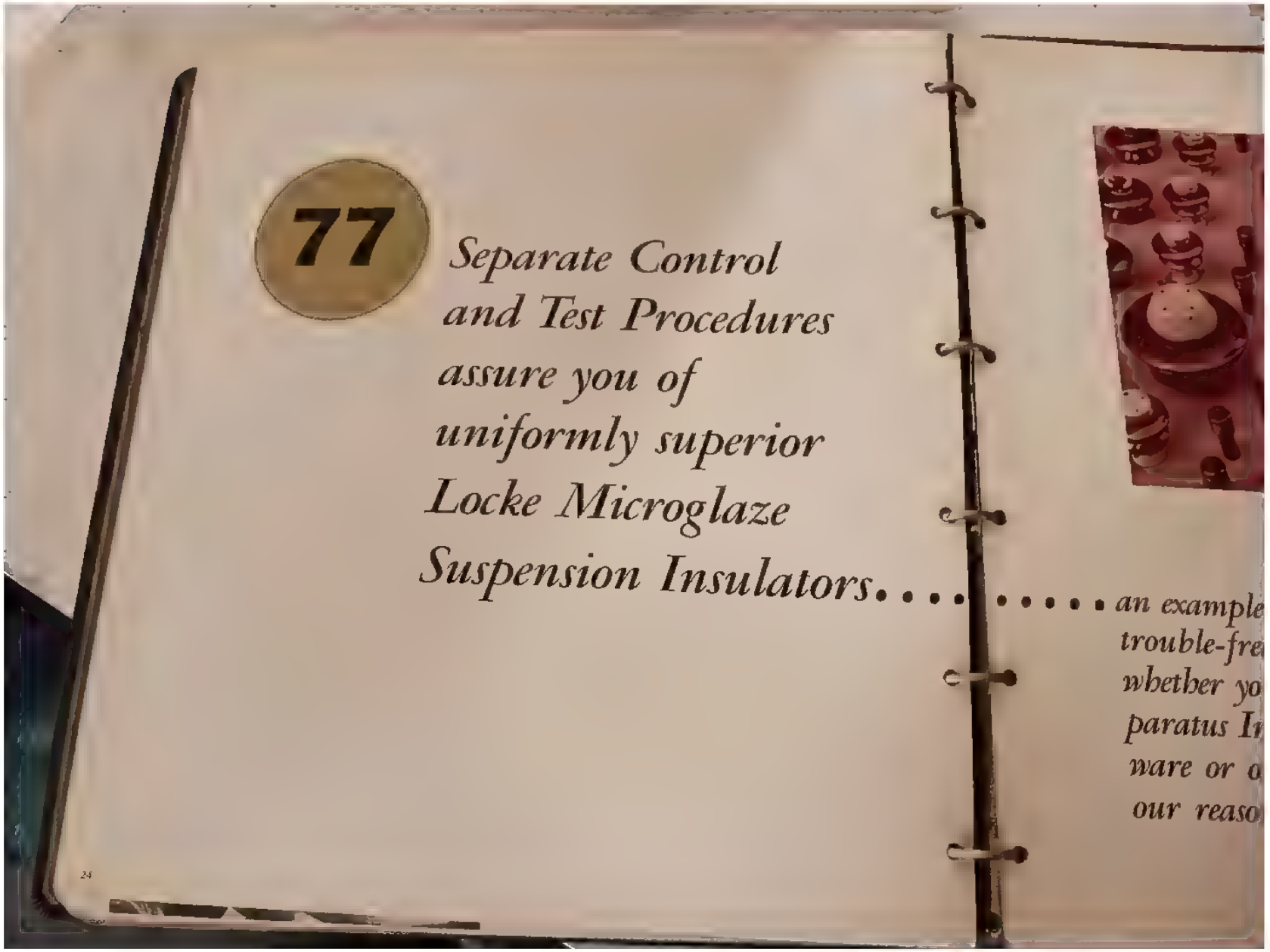
77
Separate Control
and Test Procedures
assure you of
uniformly superior
Locke Microglaze
Suspension Insulators. . . . . .
an example
trouble-fre
whether yo
paratus Ir
ware or o
our reaso
24

e Control
t Procedures
ou of
ly superior
Microglaze
n Insulators. . . . . .



an example of the extreme care taken to assure trouble-free insulator service on your system, whether you buy Suspension, Pin Type or Apparatus Insulators, Bushings, Insulator Hardware or other Insulator Products. It is one of our reasons for saying...

e Control
t Procedures
ou of
ly superior
icroglaze
n Insulators. . . . . .

an example of the extreme care taken to assure trouble-free insulator service on your system, whether you buy Suspension, Pin Type or Apparatus Insulators, Bushings, Insulator Hardware or other Insulator Products. It is one of our reasons for saying...

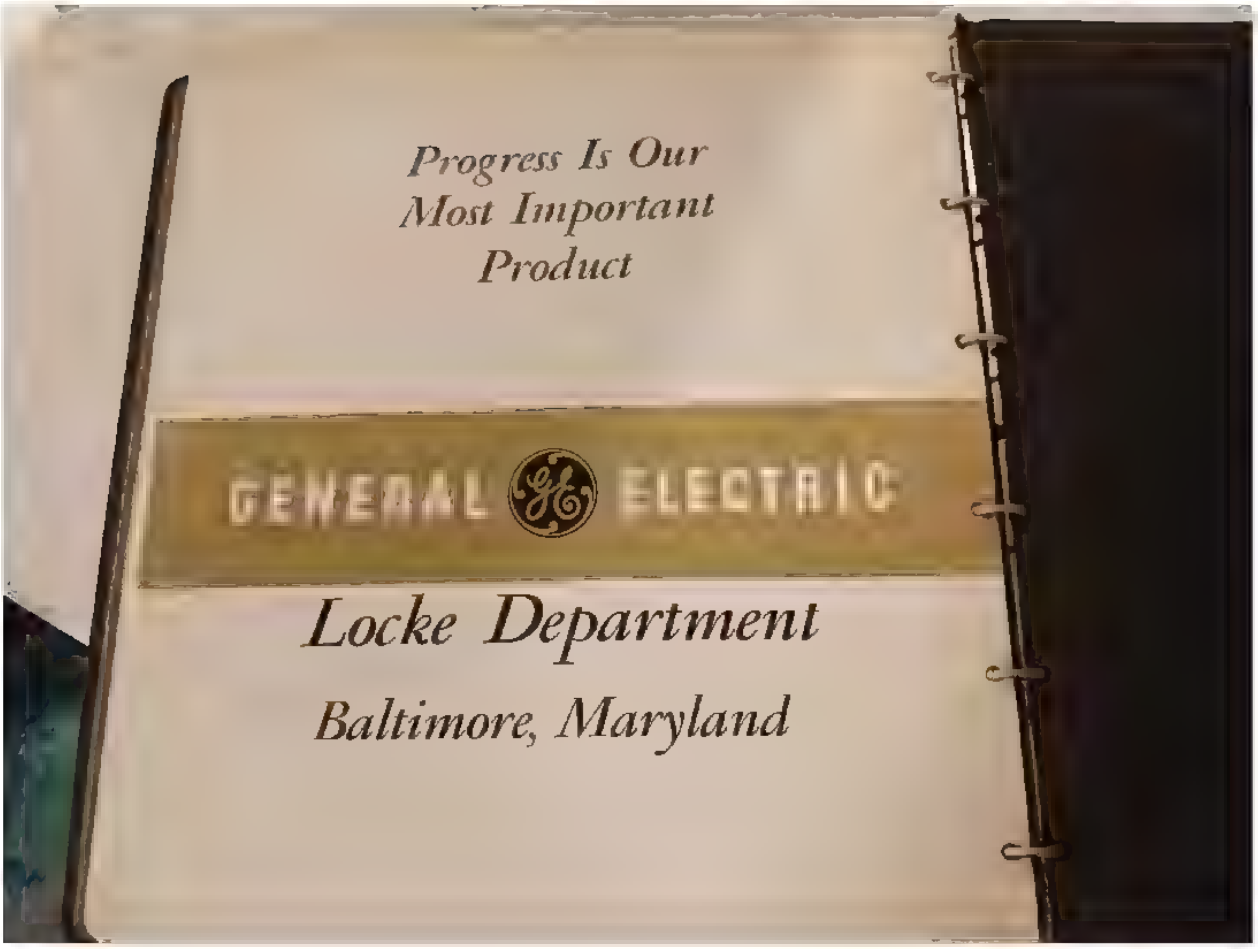
Progress Is Our
Most Important
Product
GENERAL ELECTRIC
Locke Department
Baltimore, Maryland

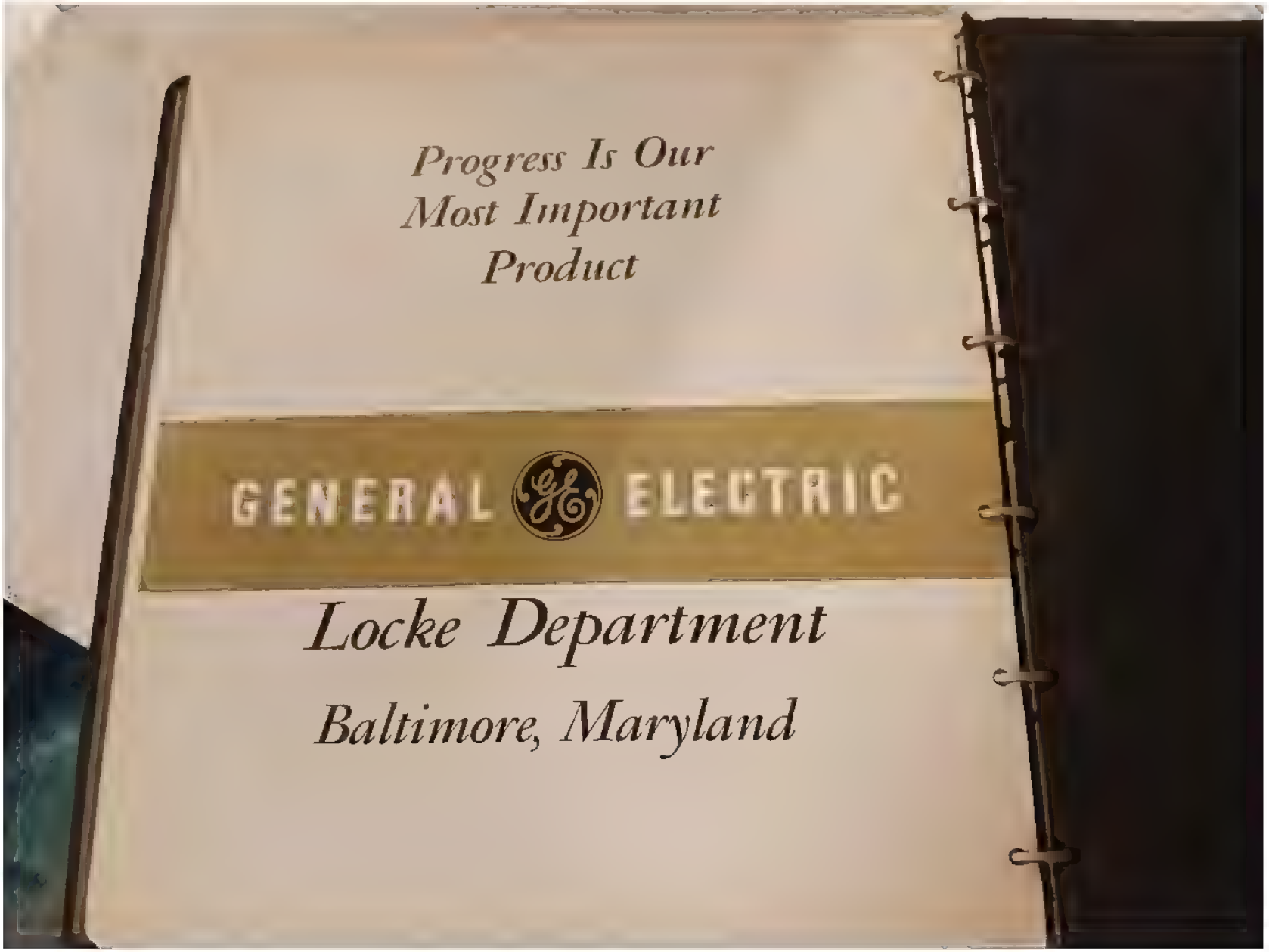
Progress Is Our
Most Important
Product
GENERAL ELECTRIC
Locke Department
Baltimore, Maryland










AROUND
A.C-AROUND



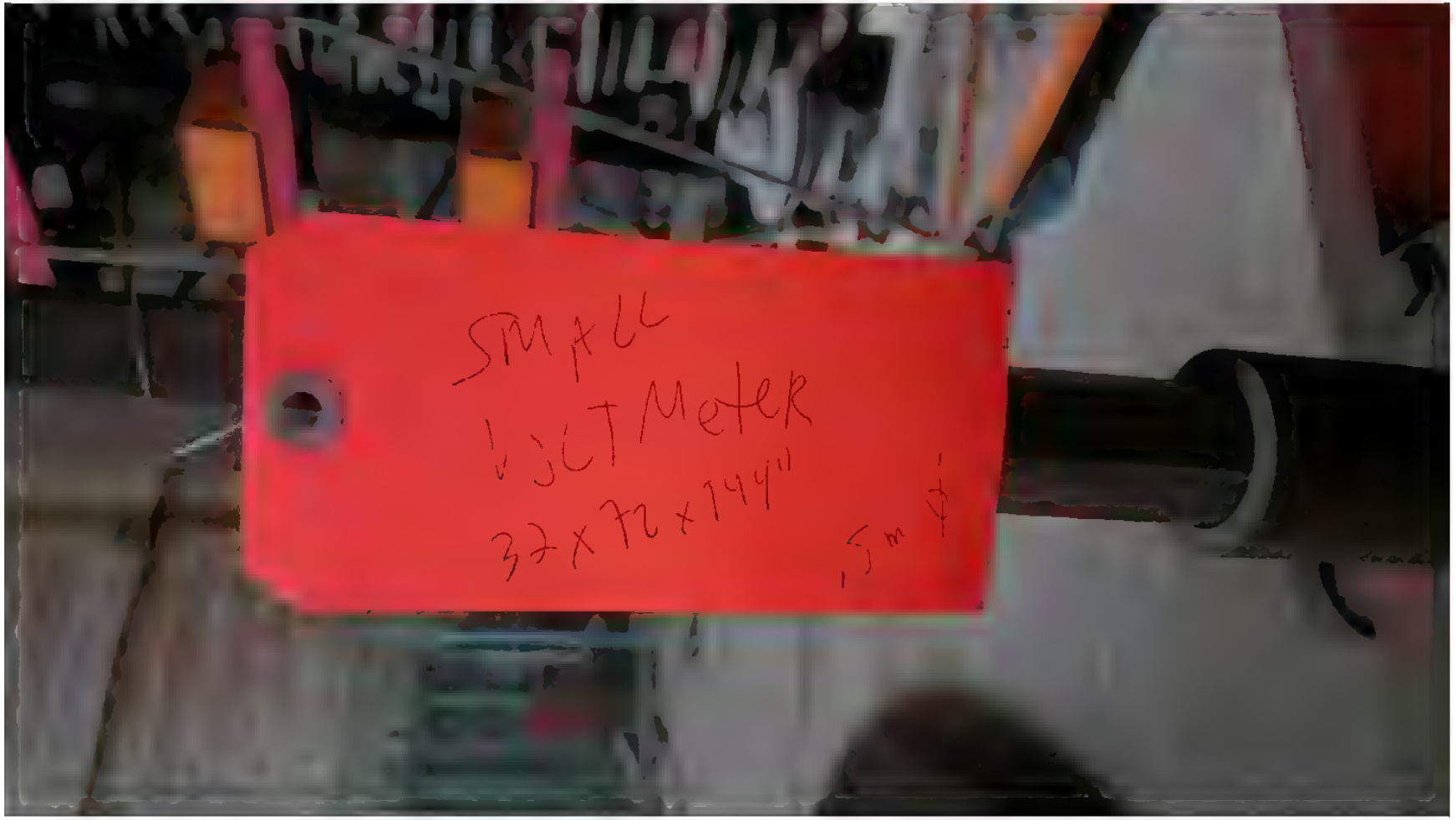
SMALL
VJCT Meter
32x72x144"



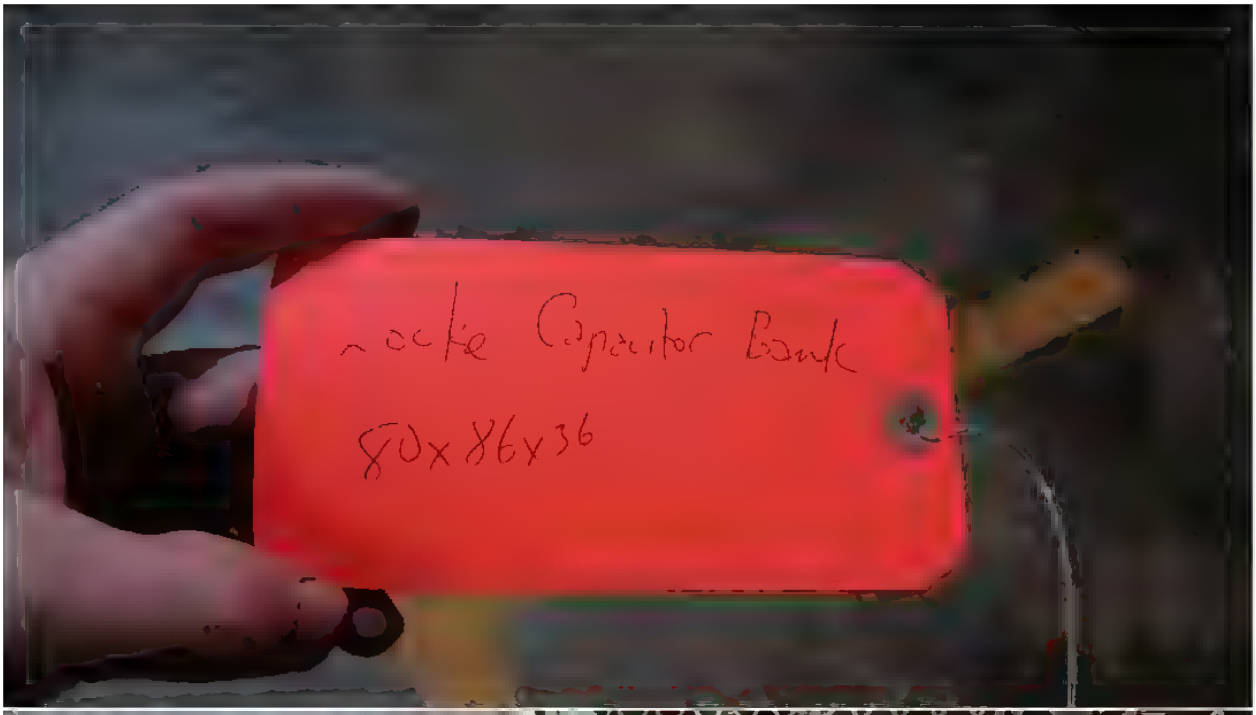
~ockle Capacitor Bank
80x86x36



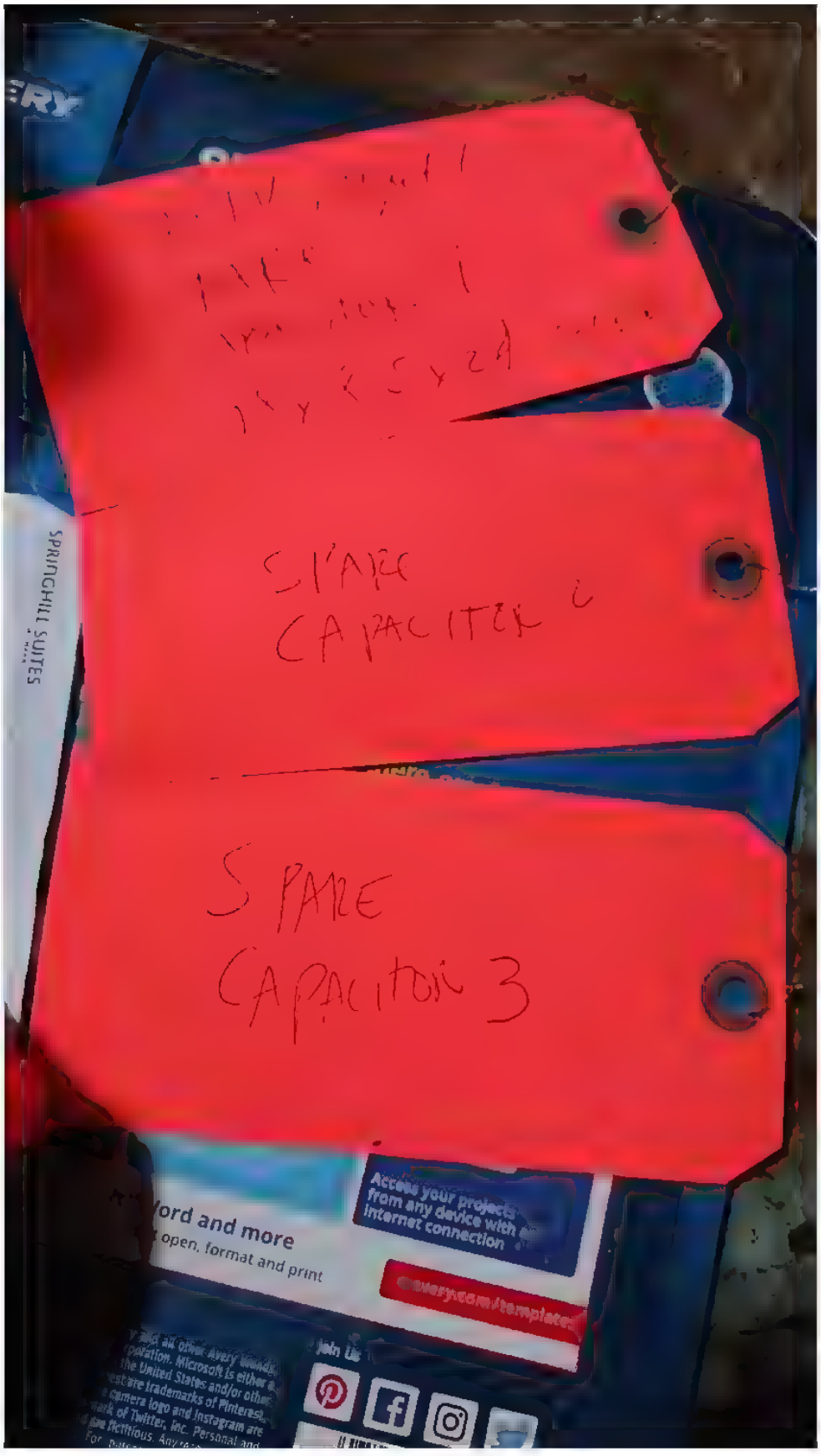
SPRINGHILL SUITES
SPARE CAPACITOR 2
SPARE CAPACITOR 3
Access your projects from any device with an internet connection
ord and more
open, format and print









Glyptal
Glyptal
Glyptal
Glyptal
Glyptal
Glyptal


Cat No. 9985
WATCH GLASS
75 MM

CAUTI
IOIOACTIVE





DELTA



TRAINS
SAFETY KLEEN
AUTOMOTIVE SERVICES

1970
1971
172
Norman J. Taylor
Towson, Maryland, Lodge No. 169
1761
MARYLAND OPERATOR LICENSE
JUL 1971
NORMAN JAMES TAYLOR JR
5 PICKETT GARTH
LUTHERVILLE MD BA CO
INSULATOR PRODUCT
2525 INSULATOR
752-0020 EXT-218

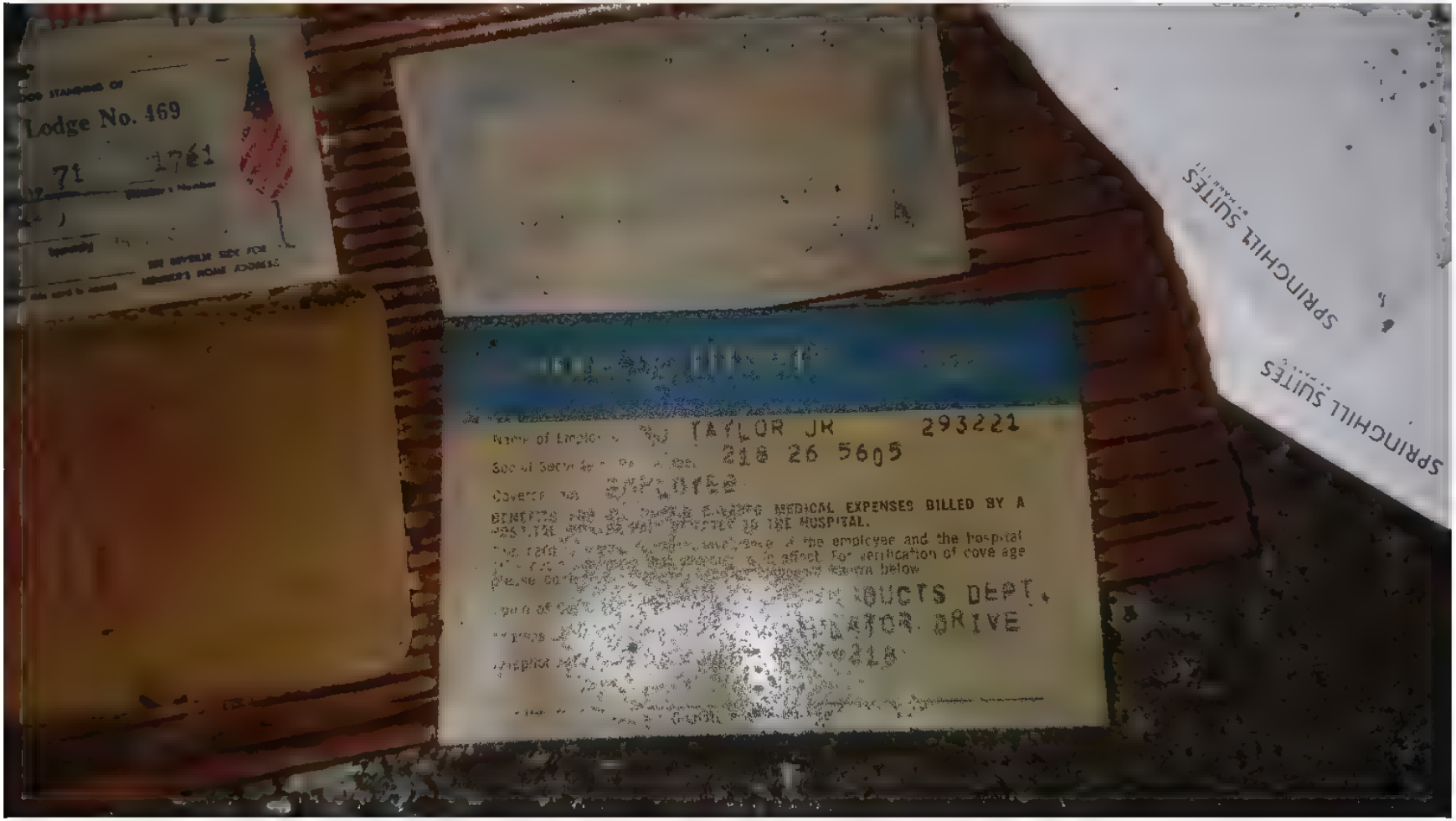
Lodge No. 469
71 1761
TAYLOR JR 293221
218 26 5605
EMPLOYEE
MEDICAL EXPENSES BILLED BY A
THE HOSPITAL.
the employee and the hospital
affect. For verification of coverage
shown below
DUCTS DEPT.
DRIVE
SPRINGHILL SUITES
SPRINGHILL SUITES

1761
Norman James Taylor Jr.
Name of Employee NJ TAYLOR JR 293284
Social Security or Pay Number 218 26 5605
Coverage for EMPLOYEE
BENEFITS FOR ALL UNPAID COVERED MEDICAL EXPENSES BILLED BY A HOSPITAL WILL BE PAID DIRECTLY TO THE HOSPITAL.
This card is issued for the convenience of the employee and the hospital. It is not a guarantee that coverage is in effect. For verification of coverage, please contact the General Electric component shown below:
Name of Component INSULATOR PRODUCTS DEPT.
Address of Verifying Unit 2525 INSULATOR DRIVE
Telephone Number 752-8020 EXT-218
Signature of Employee
SPRINGHILL SUITES

NORMAN JAMES TAYLOR, JR.
Norman James Taylor Jr.






2911

KEEP DRY - MANTER SECO

Yale







DANGER
HIGH
VOLTAGE
DANGER
HIGH
VOLTAGE

42
1
2
4
5
6
42

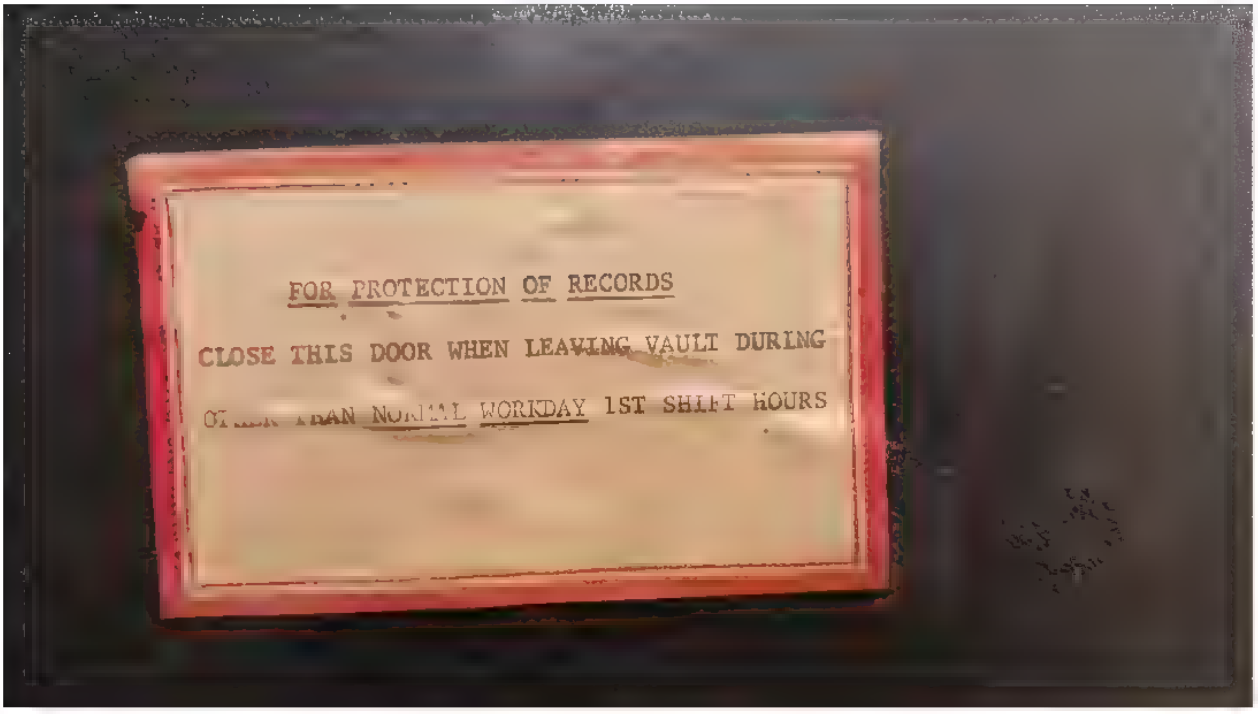
FOR PROTECTION OF RECORDS
CLOSE THIS DOOR WHEN LEAVING VAULT DURING
THAN NORMAL WORKDAY 1ST SHIFT HOURS

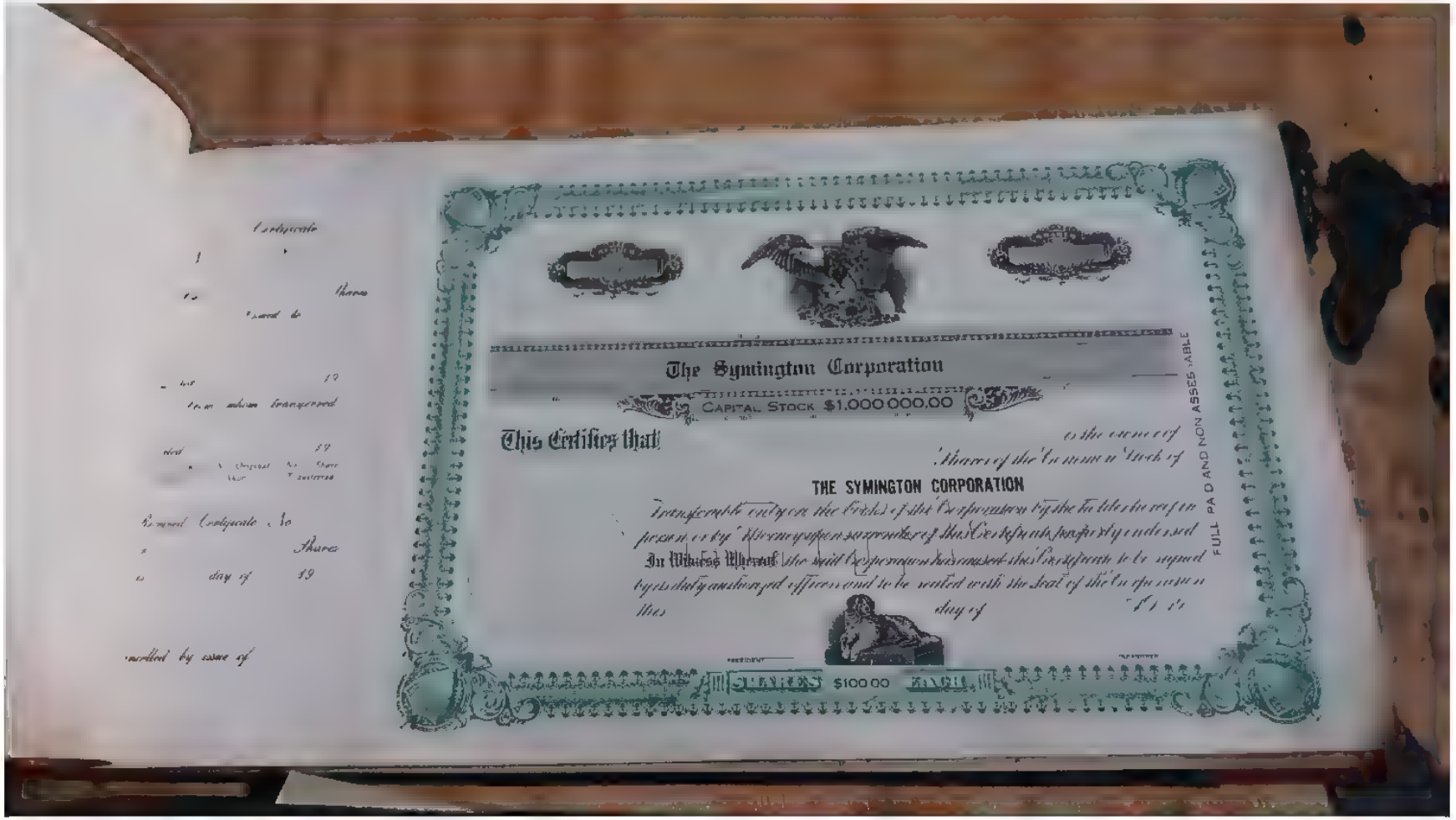

The Symington Corporation

CAPITAL STOCK $1,000,000.00

This Certifies that

THE SYMINGTON CORPORATION

$100.00

FULL PAID AND NON ASSESSABLE









NERAL
CAT 1
MAX WORKING
CAUTION


GENERAL ELECTRIC
COUPLING CAPACITOR UNIT
MODEL 4CW
TYPE CW
MAX OPER VOLTS
CAP (TERM 1 TO 2)
CAP (TERM 2 TO 3)
CIR VOLTS
KV BIL
CAUTION
BEFORE
INSTRUCTION

680523













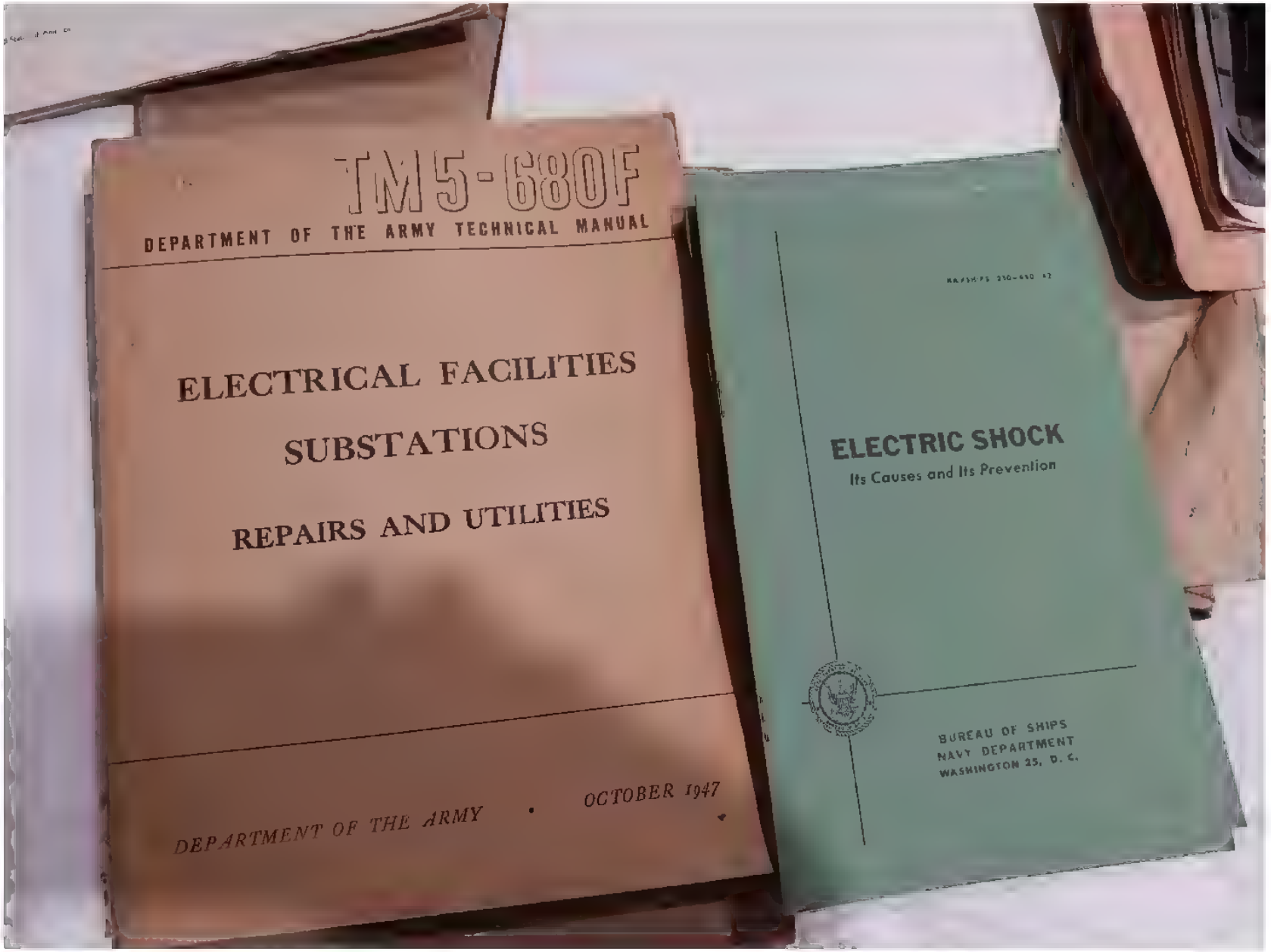
TM5-680F
DEPARTMENT OF THE ARMY TECHNICAL MANUAL
ELECTRICAL FACILITIES
SUBSTATIONS
REPAIRS AND UTILITIES
DEPARTMENT OF THE ARMY
OCTOBER 1947
ELECTRIC SHOCK
Its Causes and Its Prevention
BUREAU OF SHIPS
NAVY DEPARTMENT
WASHINGTON 25, D. C.

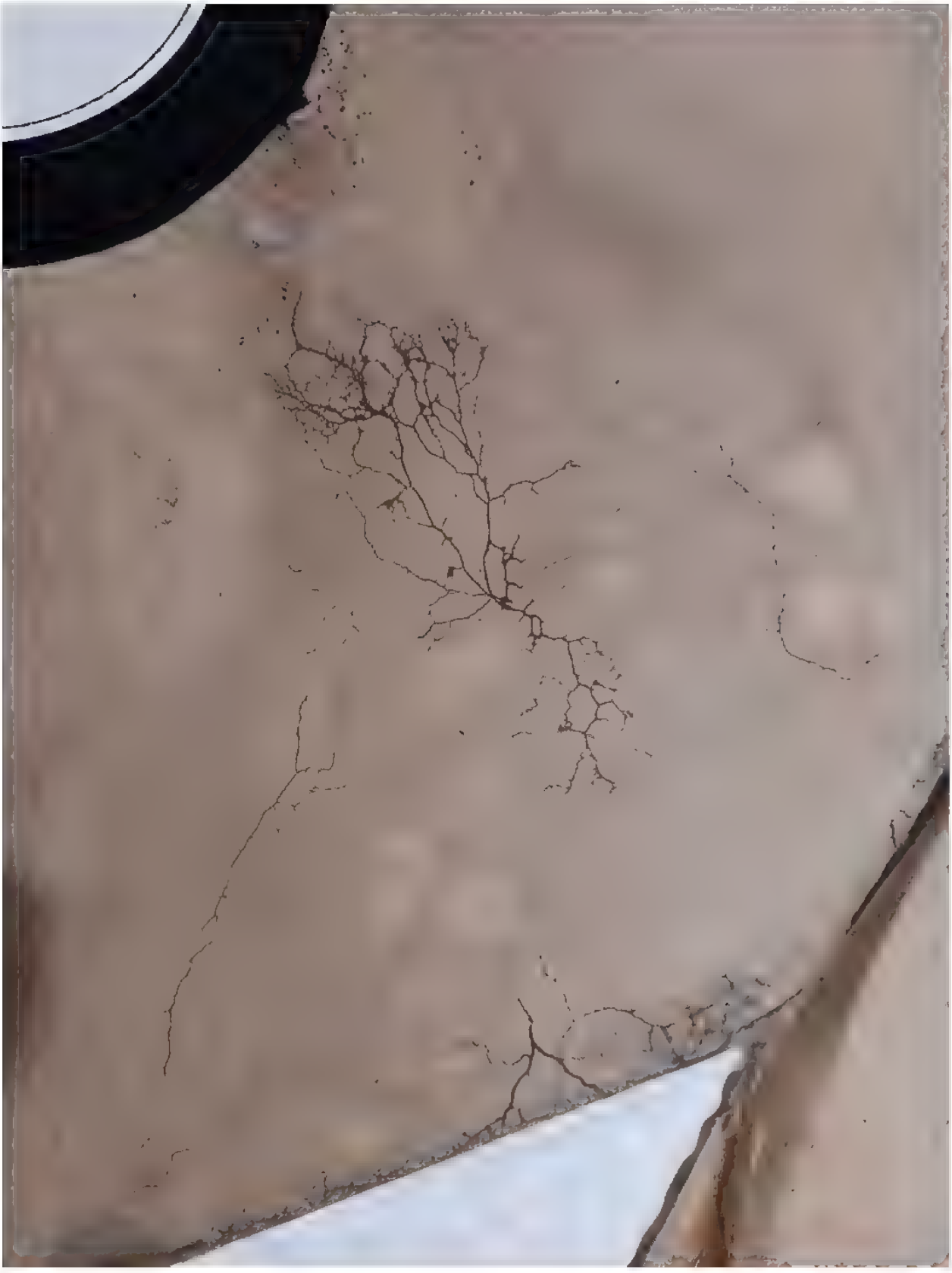



ON
CAT TH3365
400 AMP. 3 POLE 600V
SEE NOTE INSIDE COVER
OFF

ON
OFF

ISTA
Corrugated
Recyclable

ECONOMIC POLICY






GENERAL ELECTRIC
SCHENECTADY, NEW YORK

Anime GO

FORGING INDUSTRY HANDBOOK
FORGING INDUSTRY HAND





CO OPERATIVE 500 KV EHV DESIGN STUDIES
TECHNICAL INFORMATION SERIES
GENERAL ELECTRIC

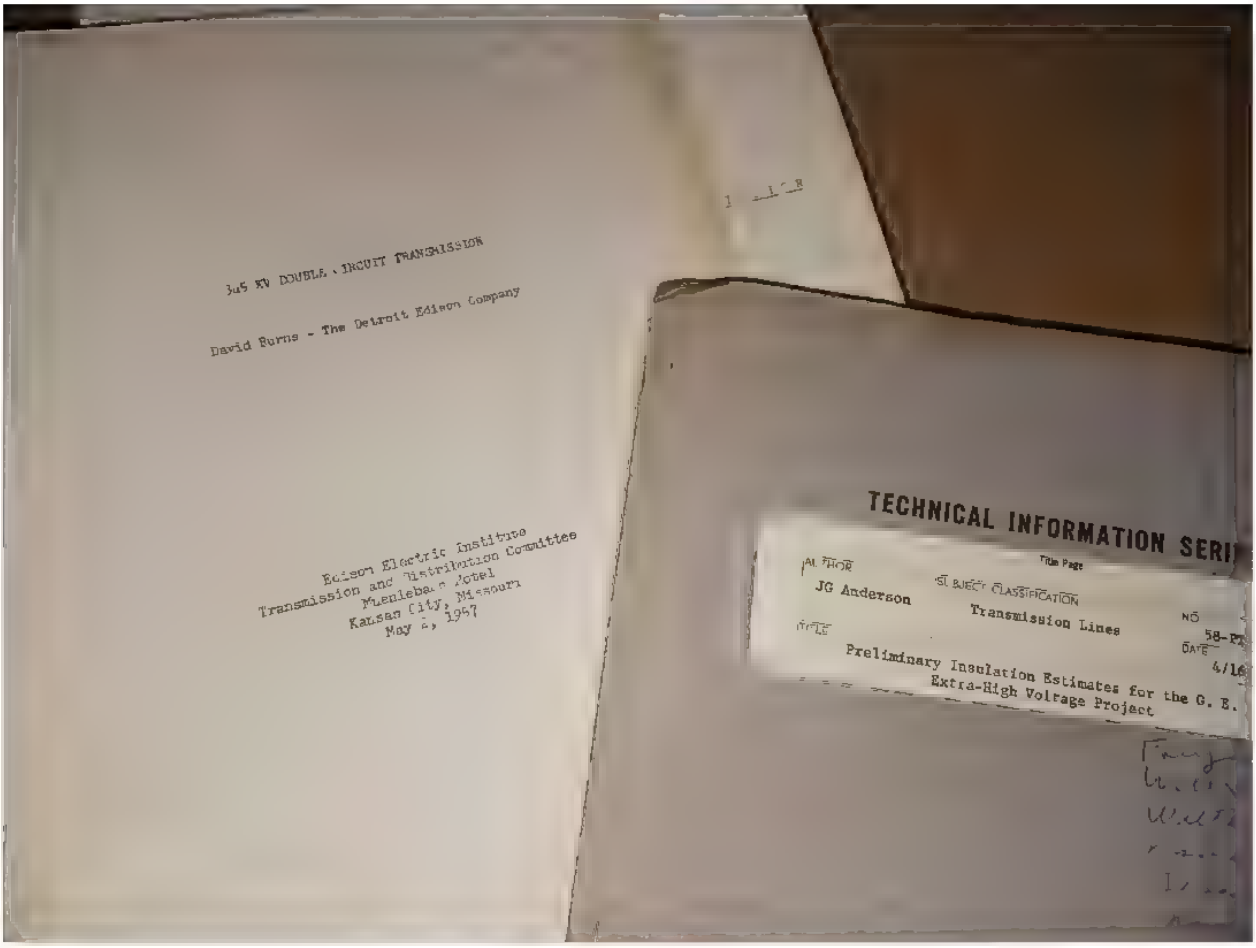

345 KV DOUBLE CIRCUIT TRANSMISSION

David Burns - The Detroit Edison Company

Edison Electric Institute
Transmission and Distribution Committee
Muehlebach Hotel
Kansas City, Missouri
May 2, 1957

TECHNICAL INFORMATION SERI

Title Page

AUTHOR
JG Anderson

SUBJECT CLASSIFICATION
Transmission Lines

NO
58-P

DATE
4/16

TITLE
Preliminary Insulation Estimates for the G. E.
Extra-High Voltage Project



A
B
A
B
A
5
4
3

B
A
5
4
3


A
A
B
A
B
B
9
7

11
10
9
8
A
B

A
B
8
7
6










a)
b)
c)





5515-2

5515-2


5515-2
5515-2
CYCLES 625
HIGH VOLTAGE
CONNECT TO TANK
HIGH VOLTAGE EXCITING COIL
VOLTMETER COIL
GROUND
LOW VOLTAGE EXCITING COIL
LOW VOLTAGE COIL
CONNECT TANK AND COVER TO GROUND
CAPACITY OF EXCITING WINDINGS 700 KV-A
TO BE LIFTED WHEN UNTANKING 23000 POUNDS
WEIGHT OF TANK AND FITTINGS 5200 POUNDS
TRANS'L OIL 2300 GALLONS 16000 POUNDS
APPROX. TOTAL WEIGHT 44200 POUNDS
INSTRUCTIONS
GENERAL ELE RIC CO., U.S.A.

SHUTTLE

SKUNKWORKS · BREWING CONFERENCE ·

SKUNKWORKS · BREWING CONCEPTS ·

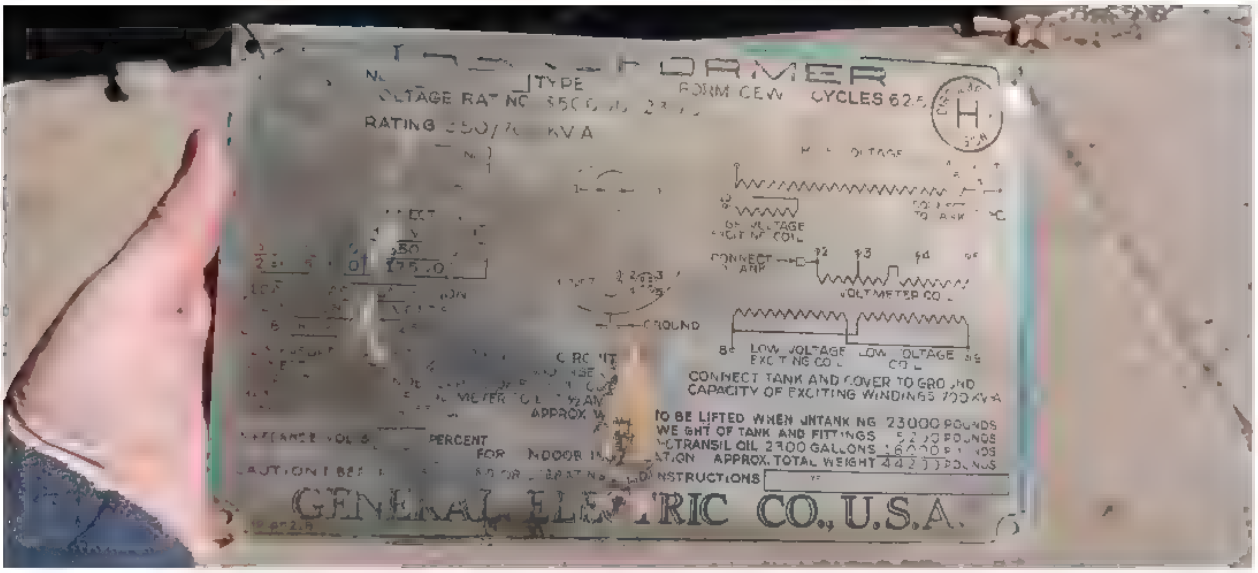
TYPE
CYCLES 62.5
CONNECT TANK AND COVER TO GROUND
CAPACITY OF EXCITING WINDINGS 700 KV A
TO BE LIFTED WHEN UNTANK ING 23000 POUNDS
WE GHT OF TANK AND FITTINGS
OTRANSIL OIL 2300 GALLONS
APPROX. TOTAL WEIGHT
PERCENT
GENERAL ELECTRIC CO., U.S.A.



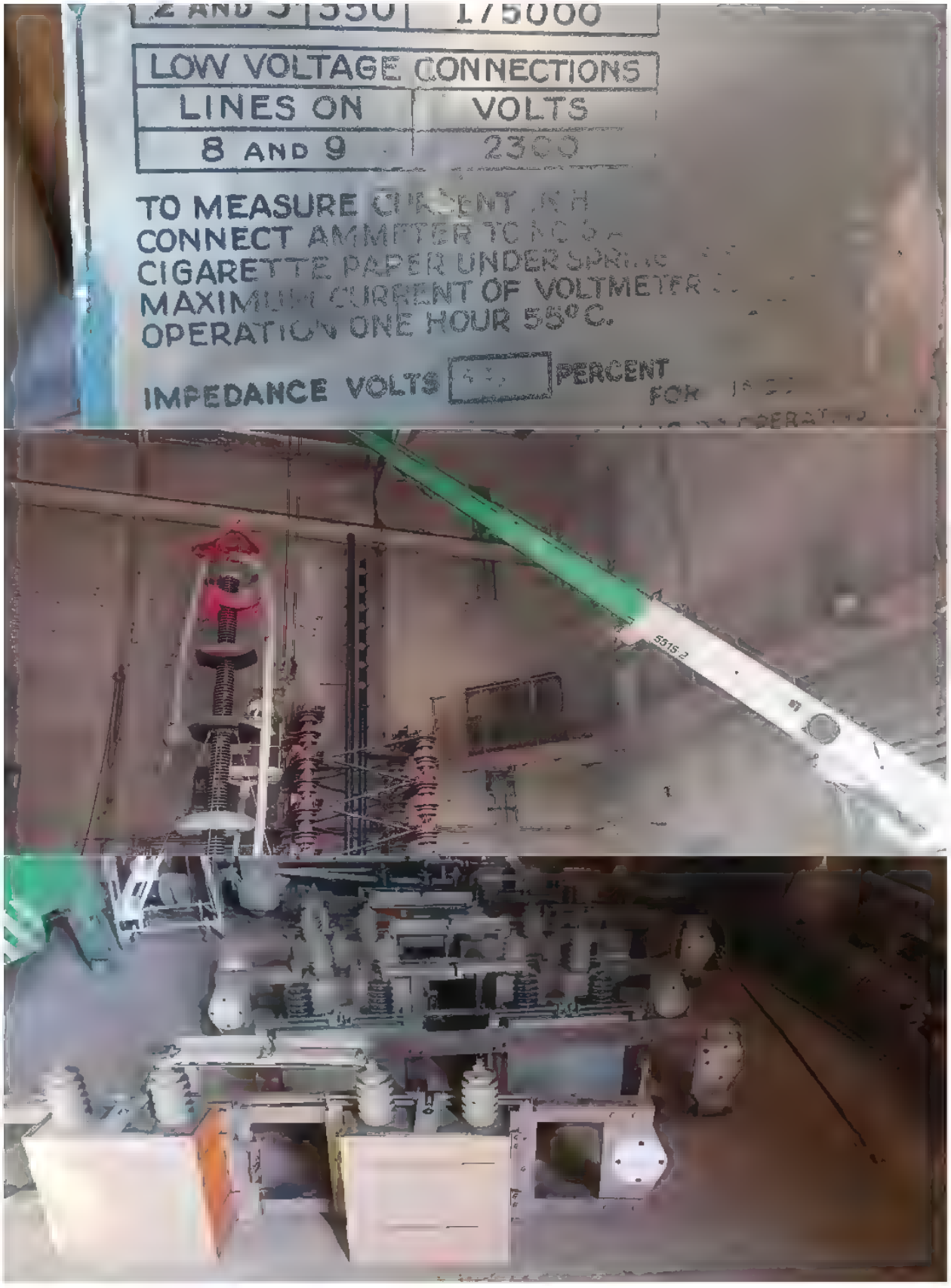
2 AND 3 350 175000
LOW VOLTAGE CONNECTIONS
LINES ON
VOLTS
8 AND 9
2300
TO MEASURE CURRENT IN H
CONNECT AMMITTER TO
CIGARETTE PAPER UNDER SPRI
MAXIMUM CURRENT OF VOLTMETER
OPERATION ONE HOUR 55°C.
IMPEDANCE VOLTS
PERCENT
FOR











INSTRUMENT TRANSFORMER
NO. 4199859
SPEC 314C992
TYPE
VA 50
CYC 60
SEC. VOLTS 110
FOR 1100
VOLTS LINE TO LINE
DESIGNED FOR
CORRECT RATIO
AT 110
25
AT
100% P.F.
CAUTION! BEFORE INSTALLING OR OPERATING
READ INST. GEH-230
GENERAL ELECTRIC CO. U.S.A.

DANGER
HIGH VOLTAGE
KEEP OUT
FROM
VAULT 7

LOAD INTERRUPTER SWITCH
NOM. VOLTAGE 13,800 V
CONT. LOAD CURRENT 1200 A
LOAD CURRENT INTERRUPTING 1200 A
MOMENTARY 110 CYCLE, RMS., ASYM.) 61,000 A
FAULT CLOSING (RMS., ASYM.) 61,000 A
MFG S. D.
MFG'S CAT. NO. HVL031512

429




#5
74J46
#5
74J46


used by itself.
Park Cone
V-T Curve



LOCKE INSULATOR CORPORATION
BALTIMORE PLANT

2
5
4
3
9
7
6

11
10
9
8
A
B

WRIGHT

WRIGHT















GENERAL ELECTRIC

SHUTTLEL

2
SHUTTLEL
ITTLELIFT





SMITHSONIAN
INSTITUTION
EXIT
EXIT