



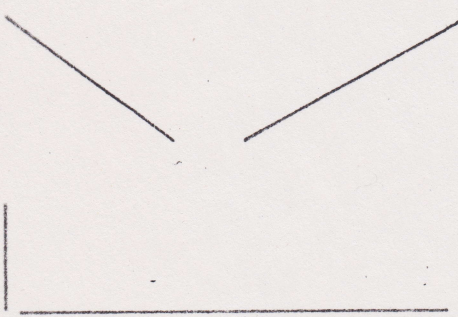
a




b




c




d




e




g



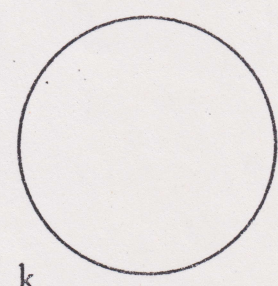
f



h



i



k



- c. Head or tail-edge with spine on left (must show by using 'He' or 'Ta' abbri., under the 'c'). General thickness dimensions may also be used.
- d. Formation of endpaper construction.
- e. Spacing of 'Bands' with 'Head' always at left, measure.
- f. Spine with parted sections, 'Head' always at left. Sketch here bands and show sewing, could clarify compound sewings and head-band and kettle stitch problems.
- g. Corner cutting, can also show yapp measurement.
- h. Textblock material, possibly sketch of watermarks, measurements shown clearly.
- i. &
- k. Circles represent room for at least two unique/unusual points of the construction.

