

PALESTINE



DEPARTMENT OF POSTS AND TELEGRAPHS

Annual Report
for the year

1947

Price 50 mils

Published at Jerusalem, 1948
Obtainable from the Government Printer
Jerusalem

PALESTINE



DEPARTMENT OF POSTS AND TELEGRAPHS

Annual Report

for the year

1947

Price 50 mils

Published at Jerusalem, 1948
Obtainable from the Government Printer
Jerusalem

CONTENTS

	<i>Page</i>
INTRODUCTORY	3
FINANCE	3
POSTS	4
REMITTANCE SERVICES	7
SAVINGS FACILITIES	7
TELEGRAPHS	7
TELEPHONES	8
ENGINEERING	9
WIRELESS	10
STAFF	10
STATISTICAL TABLES	13
GRAPHS	22

DEPARTMENT OF POSTS AND TELEGRAPHS

ANNUAL REPORT FOR THE YEAR 1947

INTRODUCTORY

The year under review was marked by serious and protracted disturbances in Palestine, which had a noticeable effect on the activities of the Department and but for this factor it is certain that the expansion of services would have been much greater than this report records.

FINANCE

2. Revenue.

Revenue amounted to £P. 1,981,352 an increase of £P. 272,629 or 16 per centum over the figure of £P. 1,708,723 for 1946, and an increase of £P. 535,732 over the figure of £P. 1,445,620 for 1945. The increase in revenue is mainly attributable to development of the Telephone Service. The increase in the sale of postage stamps, which is a measure of the growth of the main postal activities of the department, was small, but would undoubtedly have been greater had conditions been more normal. Telegraph revenue showed a noticeable increase from £P. 189,286 for 1946 to £P. 212,773 for 1947.

The revenue from Wireless Receiving Licences although collected by the Department of Posts and Telegraphs, is credited to the Palestine Broadcasting Service, but the Department of Posts and Telegraphs receives a reimbursement for engineering services carried out for the Palestine Broadcasting Service, and a percentage of the revenue derived from the issue of licences to cover the cost of collection and administration.

3. Expenditure.

Expenditure amounted to £P. 1,483,522 compared with £P. 1,149,960 in 1946 and £P. 838,892 in 1945. The net increase over the figure for 1946 was £P. 333,562 or 29 per centum. This increase is principally attributable to expenditure under Personal Emoluments, on account of revised salary scales and increases in rates of Compensatory Allowances, but it reflects, in addition, the rising costs of all goods and services.

Extraordinary Expenditure.

Expenditure on capital works amounted to £P. 129,900 compared with £P. 73,655 for 1946.

4. Free Services.

The value of free services rendered to other Government Departments was £P. 65,000 compared with £P. 81,229 in 1946.

5. Cash Transactions.

The total value of cash transactions was approximately £P. 10,000,000 compared with £P. 12,020,596 for 1946. The reduction in the figure for 1947 is due to the considerable falling off in the number of Money Orders issued and paid for the Army and the R. A. F., which was offset to some extent by increased transactions on other accounts.

POSTS

6. Inland Mails.

Mails were regularly exchanged between Post Offices throughout the country; they were conveyed by train and public road services.

Several road services were run daily between the principal towns of Haifa, Jaffa, Jerusalem and Tel Aviv in addition to the usual train services.

The interchange of mails between Post Offices on the Haifa—Tel Aviv road was effected by a departmental daily road service.

Heavy seasonal pressure was experienced particularly in connection with Christmas and the Jewish New Year. With the assistance of temporary additional staff the increased volume of traffic was disposed of with the minimum of delay.

The cost of conveyance of mails within Palestine during the year amounted to £P. 13,200 for rail transport and £P. 31,100 for hired private road transport.

7. International Mails.

With the resumption of direct sailings from Haifa to ports in Europe and America the surface mails for a number of foreign countries formerly despatched via Egypt were embarked at Haifa. This change in routing resulted in an appreciable acceleration.

Surface mails for the Balkans, Eastern Europe and certain countries in Central Europe were forwarded by the Taurus Express, via Syria and Turkey.

Mails for India, Iran and Iraq were forwarded, twice weekly, by the Overland Service from Haifa.

Direct parcel mails were forwarded from Palestine to Cyprus, Egypt, Ger-

many, Great Britain, India, the Lebanese Republic, Poland, Switzerland, Syria, Trans-Jordan, the Union of South Africa and the United States of America.

As a result of the disturbances during December there was a number of thefts by armed robbers of mails whilst in course of conveyance by the Palestine Railways.

8. Air Mails.

With the expansion of the air services and the introduction of additional direct air lines from Lydda Air Port to countries abroad the air mail services have been considerably increased with a corresponding reduction in the period of transmission. The total gross weight of air mail correspondence despatched during the year reached the figure of 44,850 kilogrammes compared with 27,559 kilogrammes in 1946. No doubt the reduction in air mail postage rates was a contributory factor in this increase.

There were direct daily services to the United Kingdom and Egypt, and a six times a week service to the United States of America. Air mails to the Argentine Republic, Australia, Austria, Belgium, Canada, Czecho-slovakia, France, Germany, Holland, Hungary, India, Poland, Roumania, Sudan, Sweden, Switzerland, Turkey, the Union of South Africa and the U.S.S.R. were forwarded three times weekly; the Belgian Congo, Brazil, Ceylon, Gold Coast, Iraq, Italy, Kenya, Malta, New Zealand, Nigeria twice weekly and to Iran once weekly. A thrice-weekly air mail service operated between Palestine and Cyprus.

Direct air mail services were introduced between Palestine and the Argentine Republic, Austria, Belgium, Brazil, Canada, Ceylon, Eire; Germany; Gold Coast, Holland, Italy, New Zealand, Nigeria and Roumania during the year while the Argentine Republic, Austria, Brazil, Holland, Hungary, Malta, New Zealand, Siam, Tunis and Venezuela inaugurated direct air mail despatches to Palestine.

9. Air Letters.

The Air Letter Service providing for the transmission of light-weight closed communications by air to the British Empire and certain foreign countries was considerably extended during the year.

10. Parcel Mails.

A slight increase was recorded in the number of inland parcels dealt with during the year. 95,900 parcels were handled in 1947 compared with 85,000 in 1946.

The number of parcels despatched to countries abroad also showed a large increase. 129,800 parcels were despatched during the year as against 79,500 the previous year.

A slight decrease was recorded in the volume of incoming foreign parcels

while there was a notable increase in the number of Cash-on-Delivery parcels, addressed to Palestine and received from foreign countries.

The Parcel Post Service was resumed with a number of countries including Austria, Greece, Italy, Portuguese Timor, and U.S.S.R.

11. *Insured Letter and Parcel Services.*

The number of inland insured parcels was 1,000 and the amount of insurance £P. 56. The number of insured letters, boxes and parcels, foreign, outgoing and incoming, was 28,000 and the amount of insurance was 1,336,800 francs gold.

12. *Registered Letter Service.*

About two million inland and three million foreign registered articles, outgoing and incoming, were dealt with during the year.

13. *Foreign Mails in Transit.*

81,500 transit foreign mail bags were handled by the Palestine Post Office in 1947.

14. *Compensation for loss of or damage to Registered and Insured Correspondence.*

A sum of £P. 77 was paid as compensation for loss of and damage to registered and insured correspondence.

15. *Returned Letter Office.*

The number of undeliverable articles dealt with in the Returned Letter Office, Jerusalem, was 227,496 including 5,300 registered articles. Of these 3,300 registered and 19,970 ordinary articles were returned to the senders. Of the number not returned to the senders 196,000 items consisted of printed matter not marked by the senders for return in the event of non-delivery.

In addition to the undeliverable articles disposed of in the Returned Letter Office, Jerusalem, 339,700 undeliverable items, bearing particulars of the sender's name and address on the cover were returned direct to the senders from Head Post Offices.

Articles of value amounting to £P. 11,615 were found in these undeliverable postal packets of which £P. 6,102 was represented by cheques and bills of exchange. The value of articles other than cheques and bills of exchange returned to senders amounted to £P. 3,892. The balance of £P. 1,619 remaining unclaimed and undeliverable owing to inadequate address was made up of £P155 in currency notes and coins of various countries, and also Postal Orders, Money Orders, International Reply Coupons, etc.

The amount realized from the sale of the unclaimed contents of undeliverable letter packets and parcels was £P89.

16. *Post Offices and Postal Agencies.*

The Postal Agencies at Kfar Ata and Qalqilya were converted into Post

Offices. Lydda Air Port Post Office was re-opened and a new Post Office was opened at Qiryat Motzkin. New Postal Agencies were also opened at Beit Jibrin, Isdud and Qiryat 'Amal. There were 70 Post Offices and 62 Postal Agencies in Palestine during the year.

17. *Postage Stamp Vendors.*

The number of postage stamp vendors decreased from 427 to 414.

REMITTANCE SERVICES

18. *Money Order and Postal Order Services.*

There was an increase in the number and value of British Postal Orders and of Money Orders issued to foreign countries. The Inland Money Order and Postal Order services registered a decrease on account of the considerable reduction in the number of such Orders previously received at the Palestine Post Office from the Army for payment to ex-servicemen and their families.

The total number of Money Orders (Inland and Foreign) issued and paid during 1947 was 246,884 of a value of £P2,276,600 compared with 403,011 of a value of £P5,218,291 in 1946.

The total number of Postal Orders (Palestine, British, Egyptian and Transjordanian) issued and paid during the year was 1,143,300 of a value of £P. 1,004,000 compared with 1,574,875 of a value of £P. 1,402,472 in 1946.

The Money Order Service with Hungary, Morocco, Sarawak and Switzerland was resumed.

SAVINGS FACILITIES

19. *Post Office Savings Bank.*

The Savings Bank operates through 76 Post Offices and Agencies. The total amount standing to the credit of depositors at 31st December, 1947, was £P. 511,572.

Deposits during the year amounted to £P. 372,155 and withdrawals to £P. 632,016.

TELEGRAPHS

20. *Traffic.*

Compared with 1946, there was an increase in the total number of telegrams dealt with. The total number of telegrams was 1,373,200 as against 1,190,100 in 1946 and 963,760 in 1944. It is interesting to note that the number of telegrams dealt with in 1947 was more than double the figure for 1939.

The inland De Luxe Greeting Telegram Service, which was suspended at the beginning of the war for reasons of paper economy, was resumed during the year.

21. *International Telegraph Service.*

Telegraph Service was resumed with Cyrenaica and Japan.

The acceptance of urgent private and press telegrams was extended to all countries which admit an urgent telegraph service.

TELEPHONES

22. *Local Telephone Services.*

Notwithstanding the continued difficulties in obtaining telecommunications equipment from abroad some improvement was made in the telephone service provided throughout the country. The position, however, is still far from satisfactory in that the Department is unable, owing to lack of the necessary equipment, to satisfy the needs of about 14,000 applicants for direct exchange lines.

During the year, 773 additional exchange lines and 1,308 extensions were installed. The number of telephone stations increased from 24,856 to 26,875.

The number of telephone stations provided for military purposes is not included in the above totals.

A new manual telephone exchange with a capacity for 300 subscribers and four trunk positions was brought into service in Tiberias.

Forty additional trunk lines were provided throughout the country for public traffic.

There were 36 manual, 20 automatic and 6 semi-automatic telephone exchanges in service throughout the country.

Rural semi-automatic exchanges were installed at 'Anabta, Beit Dajan, Kfar Yona and Shavei Tsiyon and a manual exchange was provided at Kfar Hassidim.

The capacities of the Beisan, Hertslia, Gaza, Khan Yunis, Lydda Airport, Petah Tiqva and Ramallah telephone exchanges were increased during the year.

The Majdal exchange was moved to new premises in November.

23. *International Telephone Service.*

The Overseas Telephone Service was extended to Eire, France, Holland, Sudan and Switzerland.

24. *Revenue and Traffic.*

The telephone revenue increased from £P. 703,180 in 1946 to £P. 952,600 in 1947.

Local calls increased from 48 million in 1946 to 54 million in 1947. Inland trunk calls totalled 5,083,900 and international calls 281,600 as against 4,568,500 and 240,500 respectively in 1946.

The number of radio telephone calls totalled 7,900.

ENGINEERING

25. *External Plant.*

The general shortage of cables, equipment and line stores, etc., prevented the undertaking of new works on a large scale during the year. The existing plant was, however, extended sufficiently to meet some of the more essential requirements of the telecommunications services.

The number of trunk circuits was increased. This was rendered possible through the purchase from the Services of several three-channel carrier telephone systems.

Unfortunately, many acts of sabotage involving the interruption of the telecommunications system, were committed.

26. *Internal Plant.*

The principal additions to the internal plant are dealt with in the preceding Section headed "Telephones".

A new exchange consisting of four trunk and five subscribers positions was installed at Nablus and will be put into service at the beginning of 1948.

Equipment was received for the extension of Haifa Bay, Nes Tsiyona, Ramat Gan, Rehovot and Rishon Le Tsiyon automatic exchanges and the work of installation was commenced.

The replating of the two main exchange batteries at the Tel Aviv automatic exchange and one battery at the Jerusalem automatic exchange was completed during the year.

The teleprinter services were extended and the first international duplex teleprinter channel was opened between Jerusalem and Cairo. Interurban teleprinter channels were provided for Government and private subscribers between Jerusalem and Haifa, and Jerusalem and Tel Aviv.

27. *Workshops.*

The activities of the Workshops continued during the year. Apart from normal overhaul and repair works a variety of constructional work was undertaken. Among the major works completed were the manufacture of a five position trunk record board for Haifa, a magneto exchange consisting of four trunk and five subscribers positions for Nablus and a relief trunk exchange for Tel Aviv consisting of five incoming and seven outgoing positions.

The Workshops continued to undertake the manufacture of equipment and components for departmental needs, the overhaul of telephone switchboards and apparatus and the maintenance of teleprinter equipment.

In addition to engineering works, furniture and fittings for the use of several Post Offices and for the expansion of various services, were manufactured.

28. *Departmental Technical Training School.*

The technical school completed the first year of its second course. Five

students failed to qualify for further instruction and were discharged. The remaining 21 students are undertaking the second year's course of study.

29. Motor Transport Section.

The total number of kilometres run by the departmental motor transport fleet was 1,834,200 compared with 1,617,634 kilometres in 1946. The fleet was improved by the acquisition of 13 new vehicles, which were urgently needed to replace worn out vans and trucks. The total effective strength of the motor transport fleet at the end of the year was 94 vehicles.

WIRELESS

30. Certain Police and Civil Aviation transmitters were maintained during the year. Two short-wave transmitters were reconstructed and installed for the Department of Civil Aviation.

31. Broadcasting.

The total hours of broadcasting, namely, 12½ hours a day, were maintained during the year. Programmes were radiated from the two 20 kW. transmitters for a total period of 6,613 hours, compared with 5,450 hours in 1946.

Community receivers were maintained in 243 localities. Programmes from the British Broadcasting Corporation and other broadcasting organisations were relayed on 99 occasions and outside broadcasts on 274 occasions.

The number of disc recordings of programme items was 1,141. There were also 571 steel-tape recordings.

STAFF

32. Honours.

His Majesty the King was graciously pleased to appoint Mr. Douglas Henry Franklin, Assistant Engineer, to be a Member of the Civil Division of the Most Excellent Order of the British Empire.

33. Establishment.

The staff establishment of the department during the year was as follows:—

Category	Headquarters	Engineering	Traffic	Total
First Division	15	18	12	45
Second Division... ..	210	822	1,576	2,608
Unclassified	38	233	322	593
Casual Employees	—	299	323	622
Total	263	1,372	2,233	3,868
		Grand Total ...		3,868

34. Appointments.

The following substantive appointments were made:—

Mr D.H. Mackay	Postmaster General
Mr F.H. Buckeridge, M.B.E.	Deputy Chief Accountant
Major M. Miller	Assistant Engineer
Miss I.W. Diverall	Telephone Survey Officer

35. Transfers.

Mr L.C. Saville, Chief Accountant, was transferred to Hong Kong on the 17th October, 1947, and Mr W.E. Chester, Assistant Engineer, to North Borneo on the 28th October, 1947.

36. Changes.

The following table shows the changes which occurred in the Second Division establishment during the year:—

Staff engagements	155
Resignations	86
Desertions of duty	9
Invalidings	6
Discharges and Dismissals	10
Retirements	7
Deaths	2
Transfer to other departments	1

37. Prosecutions.

Seventeen members of the staff were prosecuted for various offences and six were convicted.

38. Accidents on duty.

There were 23 cases of accidents on duty of a major nature during the year.

39. Sick Absences.

There was a decrease in the average sick absences of male officers and a slight increase in the case of female officers.

40. Technical Training Course in the United Kingdom.

Six junior officers of the Engineering Branch of the department were sent to England to follow a two years' course at the works of Messrs The General Electric Company, Coventry.

The students are being given instruction and training in the design.

manufacture, assembly, etc., of telephone exchanges and other telephone equipment and are required to attend the Coventry Technical College for part-time training.

This is the first time that departmental engineering employees have been sent to England for study in the works of a private telephone manufacturing company. Reports indicate that the trainees are working hard and are acquiring knowledge which will be useful to the department in future.

41. Technical Scholarships.

Six scholars of the department are undergoing university courses of study in Engineering in the United Kingdom and are making good progress.

STATISTICAL TABLES

42. Statistics relating to the various activities of the department are enclosed herewith.

REVENUE AND EXPENDITURE

Item	Public Service:		Increase or decrease:	
	1946	1947	Increase	decrease
	£P.	£P.	£P.	£P.
REVENUE				
Sale of Stamps	628,866	648,394	19,528	
Commission on Money Orders	10,110	6,963		3,147
Telegrams	189,286	212,773	23,487	
Postal Order Poundage ...	5,704	4,401		1,303
Foreign Parcel Post	40,716	41,816	1,100	
Telephones	703,180	*952,960	249,780	
Broadcast Licence Fees** ...	21,498	—		21,498
Maintenance of Lines in Sinai	6,093	7,309	1,216	
Reimbursement work services	5,288	9,768	4,480	
Sale of Stores	1,381	1,680	299	
Surcharges on correspondence...	598	545		53
Rent of Letter Boxes	8,587	9,105	518	
Sale of departmental unallocated Stores	145	794	649	
Reimbursement Wireless Main- tenance, Aviation and Police	872	692		180
Sundries	7,811	10,729	2,918	
Reimbursement — Post Office Savings Bank	2,853	4,793	1,940	
Postal Services — Government Departments	51,099	—		51,099
Engineering Services, Broadcast- ing	21,895	51,655	29,760	
Reimbursement Communal Re- ceivers	2,741	7,530	4,789	
Wireless Receiving Licences***	—	9,445	9,445	
Total ...	1,708,723	1,981,352	349,909	77,280
EXPENDITURE				
(a) All services except convey- ance of mails outside Pales- tine	1,109,883	1,431,580	321,697	
(b) Conveyance of mails out- side Palestine	40,077	51,942	11,865	
Total:— ...	1,149,960	1,483,522	333,562	

* This amount represents actual collections. The approximate net Revenue is £P. 1,000,000
 ** Broadcast Licence Fees are no longer revenue of the Department of Posts and Telegraphs.
 *** The Department of Posts and Telegraphs receives 10% of the revenue from issue of Wireless Licences to cover the cost of collection.

TRAFFIC STATISTICS

Item	1946	1947	Increase or decrease per cent
Letters	48,089,300	55,297,600	+ 15
Postcards	2,851,600	2,386,300	- 16
Printed Matter and Samples ...	32,953,800	24,511,700	- 19
Small packets	211,900	261,500	+ 23
Parcels, Inland	85,000	95,900	+ 13
Parcels, Foreign, Despatched ...	79,500	129,800	+ 63
Parcels, Foreign, Received ...	247,200	238,500	- 3
Cash on Delivery Parcels (Foreign), Despatched	5	5	-
Cash on Delivery Parcels (Foreign), Received	4,000	4,580	+ 14
Cash on Delivery Parcels (Inland), Posted	2,900	4,550	+ 56
Air Mails Despatched, Total Weight, Kilogrammes	27,600	44,900	+ 63
Telegrams	1,190,100	1,373,200	+ 15
Telephone Subscribers' Exchange Lines	15,115	15,888	+ 5
Telephones	24,856	26,875	+ 8
Telephone Local Calls	48,000,000	54,000,000	+ 12.5
Inland Trunk Calls	4,568,500	5,083,900	+ 11
International Trunk Calls... ..	240,500	281,600	+ 17
Radio Telephone Calls	2,650	7,900	+ 198
Telegraph and Telephone Local Lines (Wires), Kms.	171,295	171,295	-
Telegraph and Telephone Trunk Lines (Wires), Kms.	33,382	35,043	+ 5

POSTAL ORDER AND MONEY ORDER STATISTICS

Item	1946	1947	Increase or decrease per cent
Postal Orders issued (Palestine)			
Number ...	540,438	441,201	- 18
Value ...	£P. 473,804	£P. 387,042	- 18
Postal Orders issued (British)			
Number ...	107,673	126,026	+ 17
Value ...	£P. 95,502	£P. 112,497	+ 18
Postal Orders paid (Palestine)			
Number ...	533,221	448,073	- 16
Value ...	£P. 469,900	£P. 393,072	- 16
Postal Orders paid (British)			
Number ...	386,274	111,995	- 71
Value ...	£P. 356,656	£P. 98,427	- 72
Postal Orders paid (Egyptian)			
Number ...	7,219	4,029	- 44
Value ...	£P. 6,610	£P. 3,516	- 47
Postal Orders paid (Transjordan)			
Number ...	15,979	11,993	- 25
Value ...	£P. 11,218	£P. 9,478	- 16
Money Orders, Inland, issued			
Number ...	180,582	96,839	- 46
Value ...	£P. 2,464,710	£P. 969,917	- 61
Money Orders, Inland, paid			
Number ...	176,001	92,509	- 47
Value ...	£P. 2,374,603	£P. 915,257	- 61
Money Orders, Foreign, Issued			
Number ...	17,640	28,156	+ 60
Value ...	£P. 191,120	£P. 210,617	+ 10
Money Orders, Foreign, paid			
Number ...	28,788	29,380	+ 2
Value ...	£P. 187,858	£P. 180,820	- 4

REVENUE AND EXPENDITURE

Revenue and Expenditure	1932	1933	1934	1935	1936	1937
	£P.	£P.	£P.	£P.	£P.	£P.
REVENUE						
Sale of Stamps	91,868	118,877	156,278	199,525	217,999	217,504
Commission on Money Orders	950	1,331	1,205	1,317	1,674	1,496
Postal Orders Poundage	853	911	997	1,237	1,507	1,527
Foreign Parcel Post	7,960	11,185	13,688	16,332	14,578	20,055
Telegrams	24,070	25,901	27,970	26,196	27,466	32,154
Telephones	85,477	101,192	119,359	146,099	165,141	205,461
Rent of Letter Boxes	2,653	3,088	4,019	4,754	5,015	5,024
Maintenance of lines in Sinai	2,446	2,700	3,964	2,986	3,098	2,841
Broadcast licence fees††	889	1,734	2,936	6,158	10,437	14,291
Miscellaneous	3,678	4,157	3,096	4,569	3,505*	7,233*
Sale of Publications	—	—	—	—	—	—
Surcharges on correspondence	—	—	—	—	—	—
Sale of Stores	—	—	—	—	—	—
Reimbursement Work Services	—	—	—	—	—	—
Reimbursement Advances Transport	—	—	—	—	—	—
Augmented News Service	—	—	—	—	—	—
Reimbursement Wireless Plant	—	—	—	—	—	—
Maintenance, Aviation and	—	—	—	—	—	—
Police	—	—	—	—	—	—
Stores recovered from sabotage	—	—	—	—	—	—
Reimbursement Post Office	—	—	—	—	—	—
Savings Bank	—	—	—	—	—	—
Reimbursement Communal	—	—	—	—	—	—
Receivers	—	—	—	—	—	—
Engineering Services, Broadcasting	—	—	—	—	—	—
Postal Services — Government	—	—	—	—	—	—
Departments	—	—	—	—	—	—
Sale of Departmental Unallocated	—	—	—	—	—	—
Stores	—	—	—	—	—	—
Wireless Receiving Licences†††	—	—	—	—	—	—
<i>Total</i>	220,844	271,076	333,512	409,173	450,456	507,586
EXPENDITURE						
All services except conveyance						
of mails outside Palestine	145,949	153,138	170,825	232,230	300,499**	370,937
Conveyance of mails outside						
Palestine	8,245	12,431	35,257	56,060	42,081	53,963
Maintenance of Rural Broadcasting	—	—	—	—	—	—
Services	—	—	—	—	—	—
60% Expenditure under Broad-	—	—	—	—	—	—
casting	—	—	—	—	—	—
<i>Total</i>	154,194	165,569	206,082	288,290	342,580	394,936

† This amount represents actual collections. The approximate net Revenue is £P. 1,000,000.
 †† Broadcast Licence Fees are no longer revenue of the Department of Posts and Telegraphs.
 ††† The Department of Posts and Telegraphs receives 10% of the revenue from issue of Wireless Licences to cover the cost of collection.

— 1932—1947

	1938	1939	1940	1941	1942	1943	1944	1945	1946	1947
	£P.	£P.	£P.	£P.	£P.	£P.	£P.	£P.	£P.	£P.
	221,320	210,192	204,415	148,781	190,012	249,732	373,518	489,566	628,866	648,394
	1,566	1,438	1,667	3,050	5,185	7,542	8,222	10,220	10,110	6,963
	1,520	1,540	1,607	1,883	2,538	2,886	3,922	5,536	5,704	4,401
	17,436	18,381	11,815	5,338	15,499	7,059	6,933	17,204	40,716	41,816
	28,495	49,275	82,946	80,325	109,108	119,769	114,037	104,917	189,286	212,773
	229,107	269,279	309,806	344,906	393,108	489,165	712,927	727,802	703,180***	952,960†
	4,663	4,750	4,363	4,156	4,725	5,387	6,388	7,314	8,587	9,105
	3,718	3,201	2,694	3,765	3,646	4,402	3,283	4,464	6,093	7,309
	17,846	29,231	34,575	39,298	41,315	52,124	57,362	59,398	21,489****	—
	6,702	3,786	4,839	7,674	11,871	15,888	12,056	9,346	7,811	10,729
	178	—	—	—	—	—	—	—	—	—
	—	1,605	953	836	579	515	430	459	598	545
	—	1,149	2,863	1,205	3,570	1,671	2,127	2,089	1,381	1,680
	—	274	500	15,688	15,914	24,236	5,601	4,070	5,288	9,768
	11	67	—	—	—	—	—	—	—	—
	—	250	—	—	—	—	—	—	—	—
	—	—	—	—	718	855	869	800	872	692
	—	—	—	—	—	176	—	—	—	—
	—	—	—	—	—	—	1,601	1,899	2,853	4,793
	—	—	—	—	—	—	—	—	2,741	7,530
	—	—	—	—	—	—	—	—	21,895	51,655
	—	—	—	—	—	—	—	—	51,099	—
	—	—	—	—	—	—	1,084	536	145	794
	—	—	—	—	—	—	—	—	—	9,445
	532,562	594,418	663,043	656,905	698,481	981,387	1,311,360	1,445,620	1,708,723	1,981,352
	402,790	349,309	359,984	382,936	490,024	548,962	565,848	808,184	1,109,883	1,431,580
	54,614	43,965	28,954	25,194	29,323	38,314	27,717	30,708	40,077	51,942
	—	—	—	—	—	750	1,727	—	—	—
	—	—	—	—	—	31,084	46,880	—	—	—
	457,404	393,274	388,938	408,130	519,347	619,110	642,172	838,892	1,149,960	1,483,522

* Including £P. 27 from Sale of Publications.
 ** Including £P. 28,789 in respect of Renewals Fund for 1936—37.
 *** Actual collections. Approximate real Revenue is £P. 762,000 but short collection is due to delay in rendition of accounts caused by increased traffic.
 **** This amount represents collections for three months, January, February and March.

TRAFFIC STATISTICS — 1932 — 1947

Items	1932 — 1938							1939 — 1947								
	1932	1933	1934	1935	1936	1937	1938	1939	1940	1941	1942	1943	1944	1945	1946	1947
Letters	12,389,400	17,716,800	21,484,000	28,961,000	33,737,000	33,068,000	33,723,500	24,258,622	14,049,703	13,902,042	16,452,337	15,788,100	29,906,000	40,596,800	48,089,300	55,297,600
Postcards	918,700	1,376,400	2,081,300	2,874,000	3,309,900	3,300,900	3,803,500	2,578,186	2,151,526	1,381,614	1,329,016	1,355,800	1,772,500	2,035,400	2,851,600	2,386,300
Printed matter and Samples	6,446,700	9,604,000	12,691,900	18,552,900	29,786,800	21,371,100	19,900,800	8,206,423	6,220,022	5,635,914	5,618,312	5,562,500	13,647,900	22,423,500	32,953,800	24,511,700
Small Packets	—	—	—	—	—	—	—	—	—	—	—	—	—	—	—	261,500
Parcels, inland	32,200	39,900	44,000	46,648	63,096	42,300	38,600	28,300	50,200	139,802	143,026	84,000	119,000	129,500	85,000	95,900
Parcels, foreign, despatched	28,500	27,300	31,200	30,556	30,457	29,858	29,048	27,216	18,597	16,980	25,220	28,100	41,000	51,200	77,800	129,800
Parcels, foreign, received	72,600	86,800	112,100	127,742	110,193	121,145	105,375	124,749	71,576	34,131	78,211	24,100	40,300	107,800	260,000	238,500
Cash-on-delivery parcels, foreign, despatched	24	44	29	27	38	52	59	67	50	134	37	28	77	35	5	5
Cash-on-delivery parcels, foreign, received	2,000	2,500	2,800	2,903	2,510	2,540	2,340	2,523	2,195	3,072	3,904	940	780	1,198	4,000	4,580
Cash-on-delivery parcels, inland, posted	167	329	490	748	1,574	1,861	1,512	899	1,502	1,528	1,667	2,517	4,010	4,124	2,900	4,550
Air mail despatched Total weight — kgs.	—	—	14,100	25,041	32,244	34,674	—	44,267	11,330	3,425	4,597	3,733	5,000	13,187	27,600	44,900
(a) surcharged	—	—	—	—	—	—	19,866	—	—	—	—	—	—	—	—	—
(b) all up	—	—	—	—	—	—	16,820	—	—	—	—	—	—	—	—	—
Telegrams	252,600	307,000	399,000	508,300	482,900	407,000	401,326	462,128	680,761	817,594	1,023,566	924,159	963,760	1,120,300	1,190,200	1,373,200
Telephone Subscribers exchange lines	3,300	3,862	4,773	5,829	7,041	8,417	9,241	9,922	10,716	11,712	12,228	12,525	13,533	13,936	15,115	15,888
Telephones (Stations)	5,248	6,155	8,243	10,381	12,480	14,848	16,266	17,401	18,357	19,949	20,432	20,838	22,530	23,067	24,856	26,875
Telephone local calls	17,500,000	24,760,500	27,795,200	28,735,300	30,992,400	36,673,200	36,680,558	35,675,625	35,167,527	32,877,325	33,759,419	41,380,600	42,062,880	46,212,100	48,000,000	54,000,000
Inland trunk calls	819,000	969,700	1,153,800	1,497,300	1,870,500	1,917,300	2,183,969	2,352,299	2,970,311	3,274,671	3,581,843	4,137,090	4,367,517	4,461,500	4,568,500	5,083,900
International trunk calls	—	—	—	—	—	—	—	—	—	—	—	—	—	—	240,560	281,600
Radiotelephone calls	—	—	—	—	—	—	—	—	—	—	—	—	—	—	2,650	7,900
Telegraph and Telephone, local lines Wires — Kms.	16,881	18,172	25,486	35,430	50,028	70,658	87,237	95,513	104,723	110,144	112,607	120,670	168,041	171,295	171,295	171,295
Telegraph and Telephone, trunk lines Wires — Kms.	13,556	13,434	14,216	14,598	16,532	19,104	19,778	21,096	22,426	24,968	35,608	38,613	33,407	33,877	33,382	35,043
Wireless Receiving Licences, Number issued	900	2,500	5,900	12,200	20,400	28,500	35,708	42,577	47,804	50,907	53,361	55,769	56,955	58,604	86,667	116,000

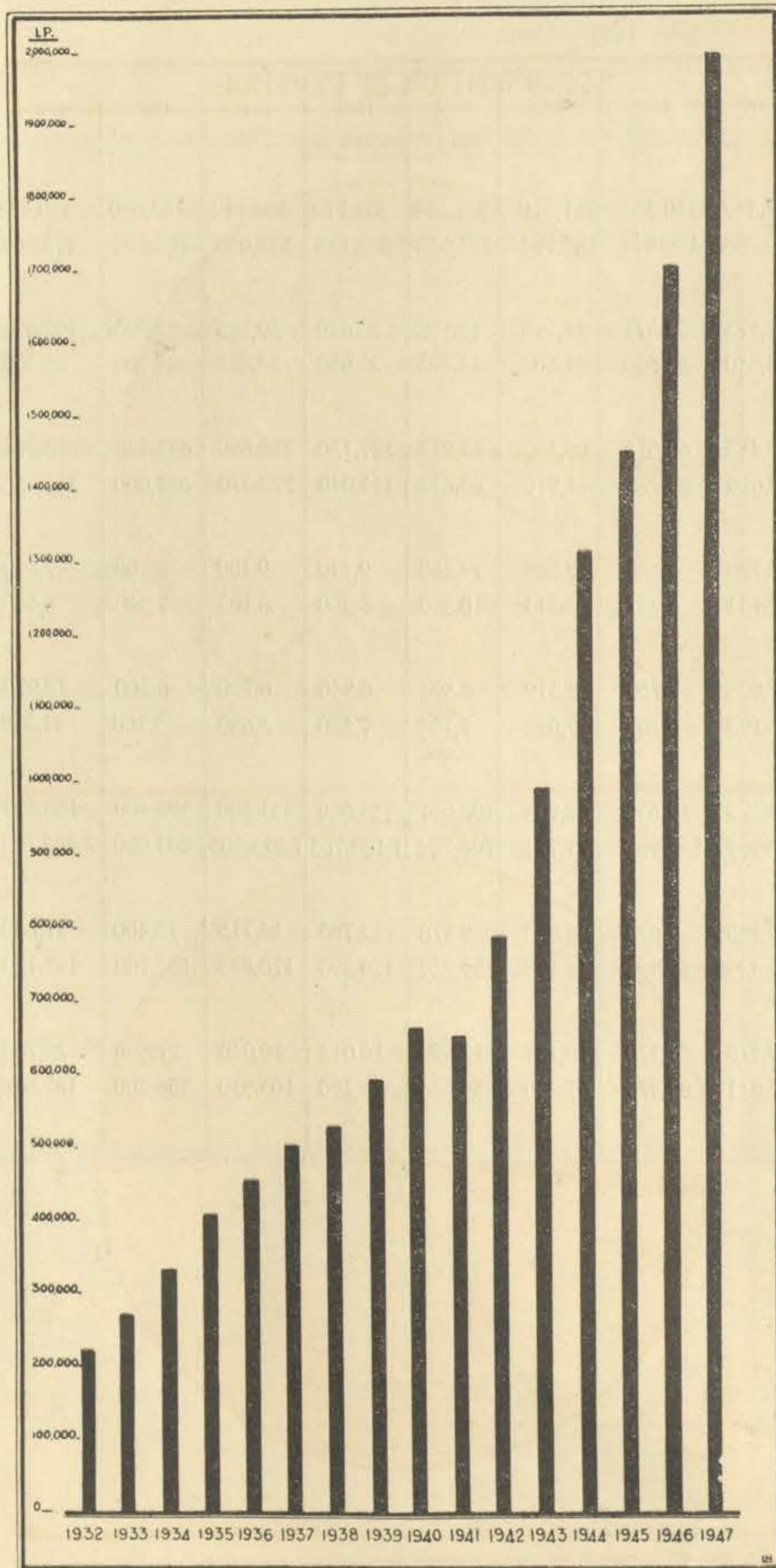
POSTAL ORDER AND MONEY

Items	1932	1933	1934	1935	1936	1937
Postal Orders (Palestine) Number issued	95,364	102,774	110,557	136,209	164,770	163,112
Value in £P.	72,550	77,152	84,951	106,472	129,179	125,626
Postal Orders (British) Number issued	22,518	23,290	25,463	30,498	38,386	49,185
Value in £P.	14,493	14,927	16,109	19,045	24,273	31,612
Postal Orders (British) Number paid	6,263	6,408	6,858	8,564	12,536	14,600
Value in £P.	3,791	3,642	3,961	4,961	6,953	8,519
Postal Orders (Egyptian) Number paid	4,895	5,333	5,498	6,008	6,995	6,937
Value in £P.	5,519	6,045	6,189	5,343	6,271	6,199
Postal Orders (Transjordan) Number paid	—	—	—	3,708	5,229	5,349
Value in £P.	—	—	—	3,039	4,331	4,367
Money Orders (Inland) Number issued	11,236	11,390	10,835	12,691	17,803	15,204
Value in £P.	120,300	122,756	109,702	126,774	169,288	133,502
Money Orders (Foreign) Number issued	2,046	2,595	3,602	4,768	5,127	4,978
Value in £P.	11,717	13,106	14,942	21,959	23,669	19,567
Money Orders (Foreign) Number paid	19,126	26,133	33,943	56,657	95,065	92,758
Value in £P.	61,050	127,157	109,096	103,979	138,300	133,450

ORDER STATISTICS — 1932 — 1947

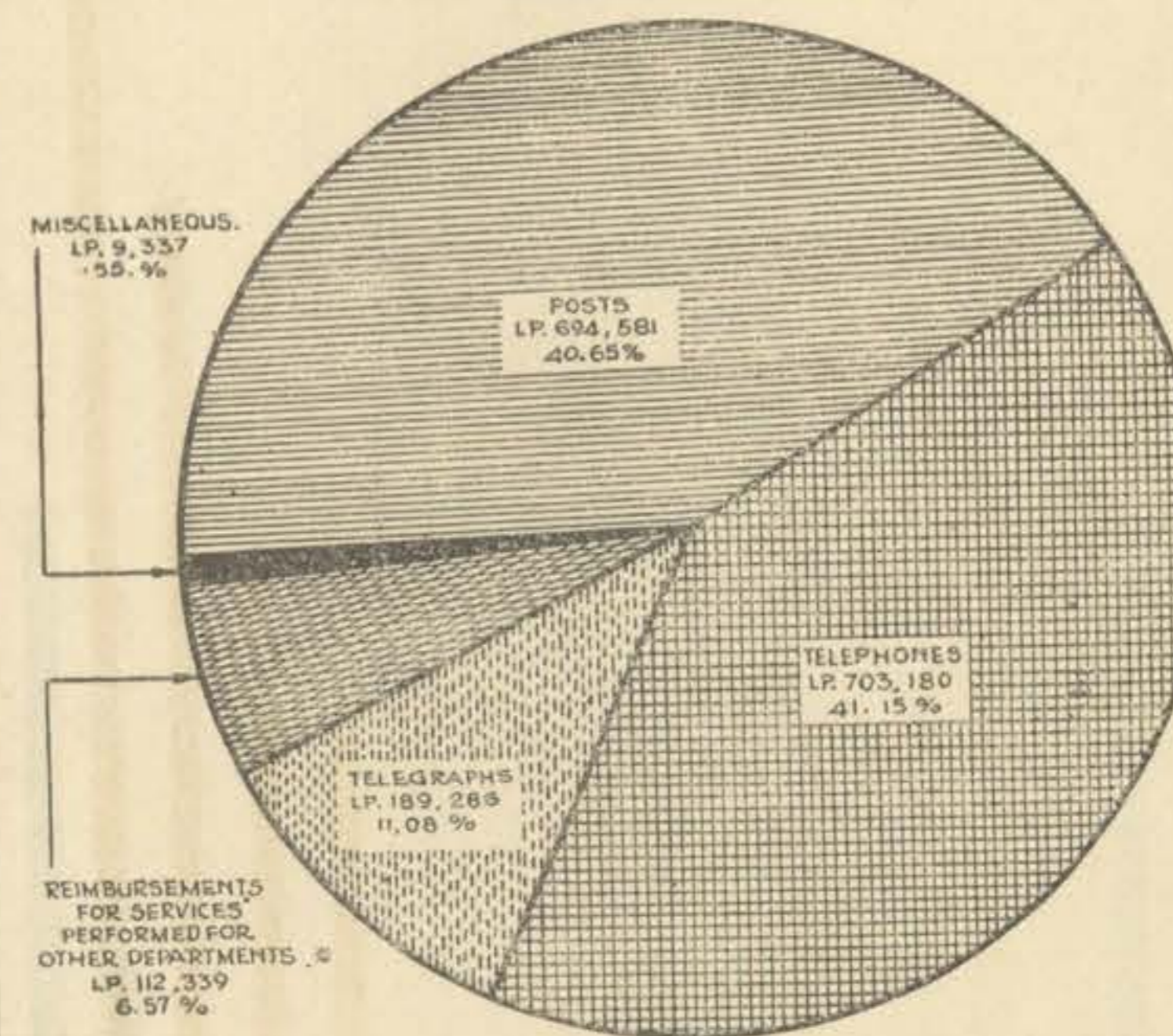
1938	1939	1940	1941	1942	1943	1944	1945	1946	1947
163,853	157,449	180,362	211,579	261,198	301,770	370,110	473,600	540,438	441,201
120,958	112,285	130,644	162,184	221,936	238,155	318,055	413,800	473,804	387,042
58,634	71,873	33,271	14,798	17,178	36,650	59,185	92,500	107,673	126,026
37,668	46,650	23,806	11,803	14,695	33,050	54,485	84,700	95,502	112,497
17,560	23,413	60,615	69,532	85,913	127,150	288,060	633,400	386,274	111,995
10,664	13,616	24,778	41,919	63,672	111,040	273,270	611,000	356,656	98,427
7,433	6,728	5,823	8,868	11,288	9,140	9,100	8,400	7,219	4,029
6,613	5,954	5,237	8,243	10,589	8,820	8,105	7,500	6,610	3,516
6,581	7,806	7,750	8,319	8,594	8,850	6,770	8,200	15,979	11,993
5,158	6,195	6,208	7,091	7,184	7,520	5,630	5,100	11,218	9,478
14,529	14,279	19,639	64,906	106,961	154,680	151,600	193,400	180,582	96,839
125,752	131,382	156,962	371,771	706,784	1,100,765	1,213,305	831,000	2,464,710	969,917
4,355	6,345	9,625	6,825	8,178	12,765	14,715	13,400	17,640	28,156
19,202	31,524	39,692	44,173	59,234	120,295	170,845	163,100	191,120	210,617
98,610	50,375	32,120	16,131	12,698	16,015	20,040	27,800	28,788	29,380
134,765	107,641	89,275	61,230	58,366	78,290	105,930	156,200	187,858	180,820

REVENUE

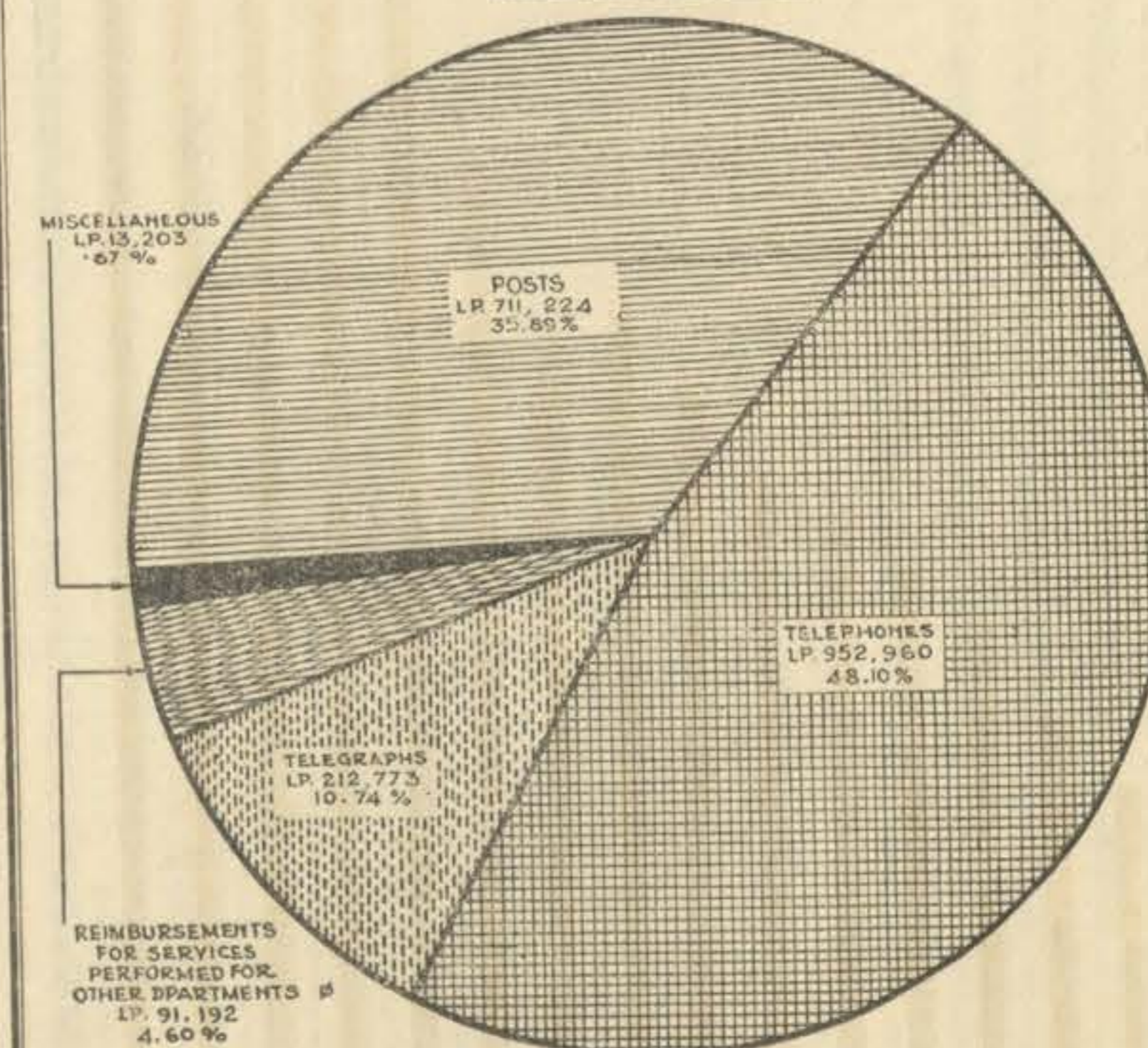


COMPOSITION OF REVENUE

1946 - L.P. 1,708,723



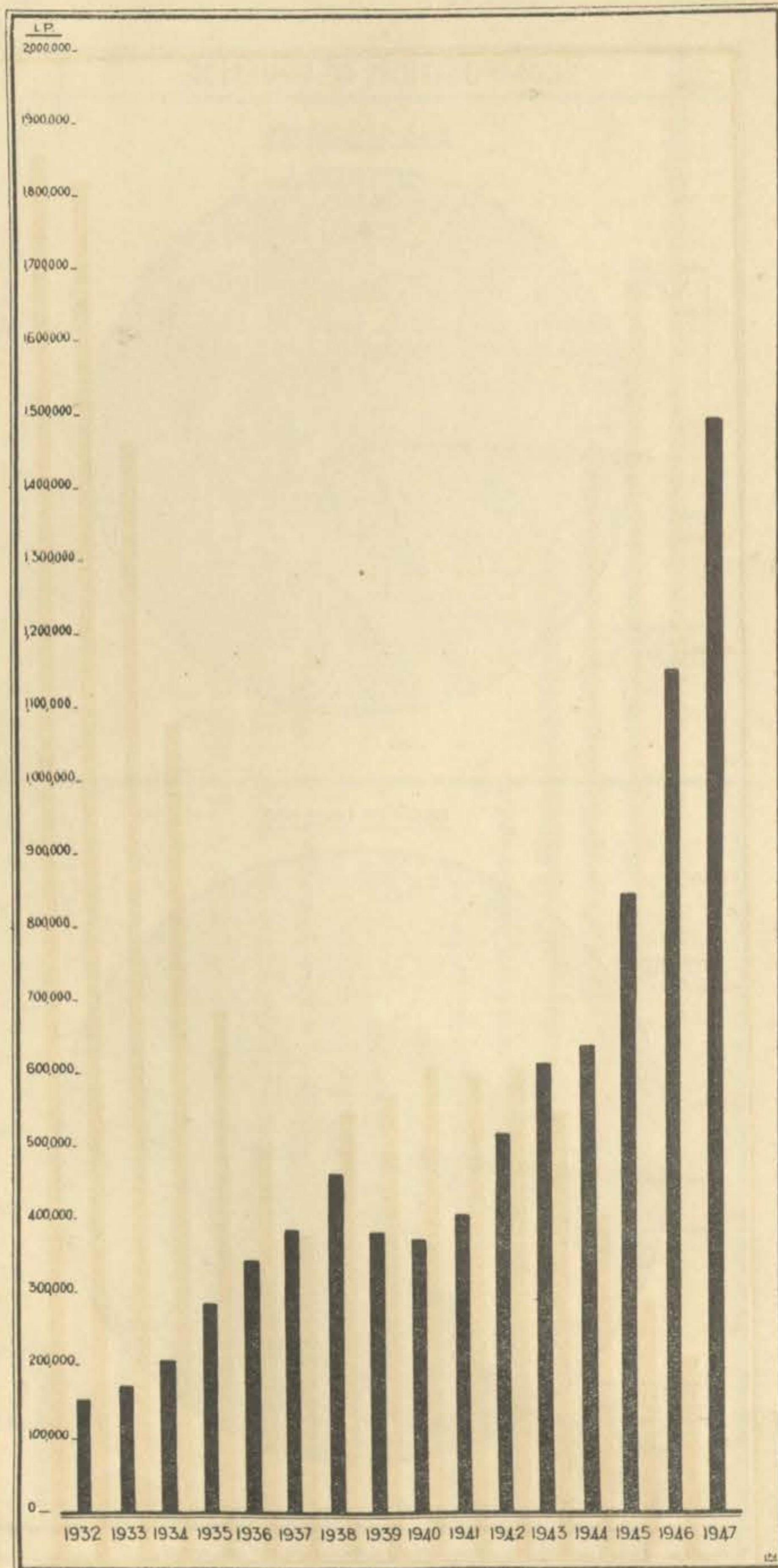
1947 - L.P. 1,981,352



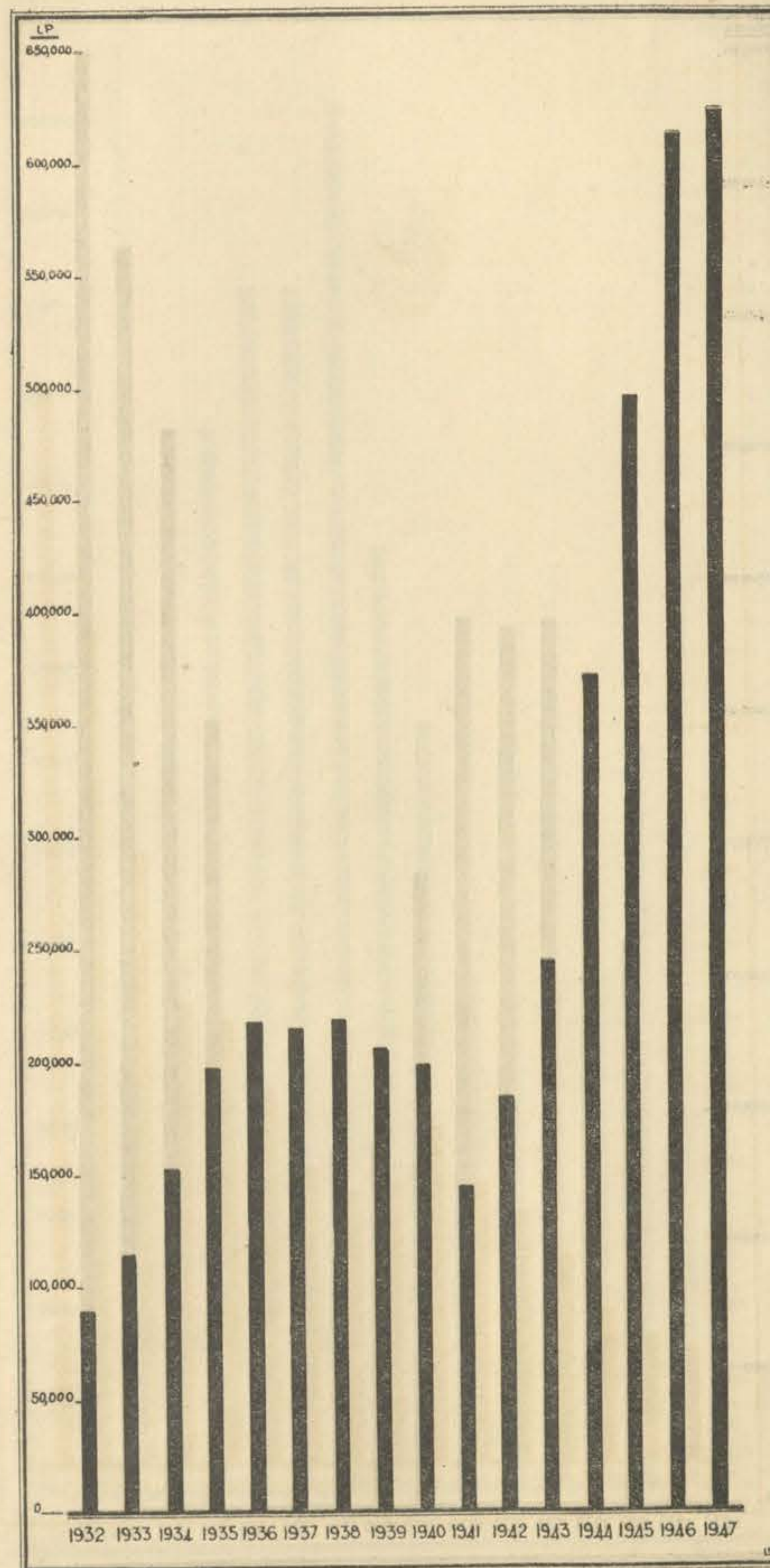
* INCLUDING REIMBURSEMENTS FOR POSTAL SERVICES PERFORMED FOR GOV. DEPT'S.
 † EXCLUDING REIMBURSEMENTS FOR POSTAL SERVICES PERFORMED FOR GOV. DEPT'S.

Handwritten initials

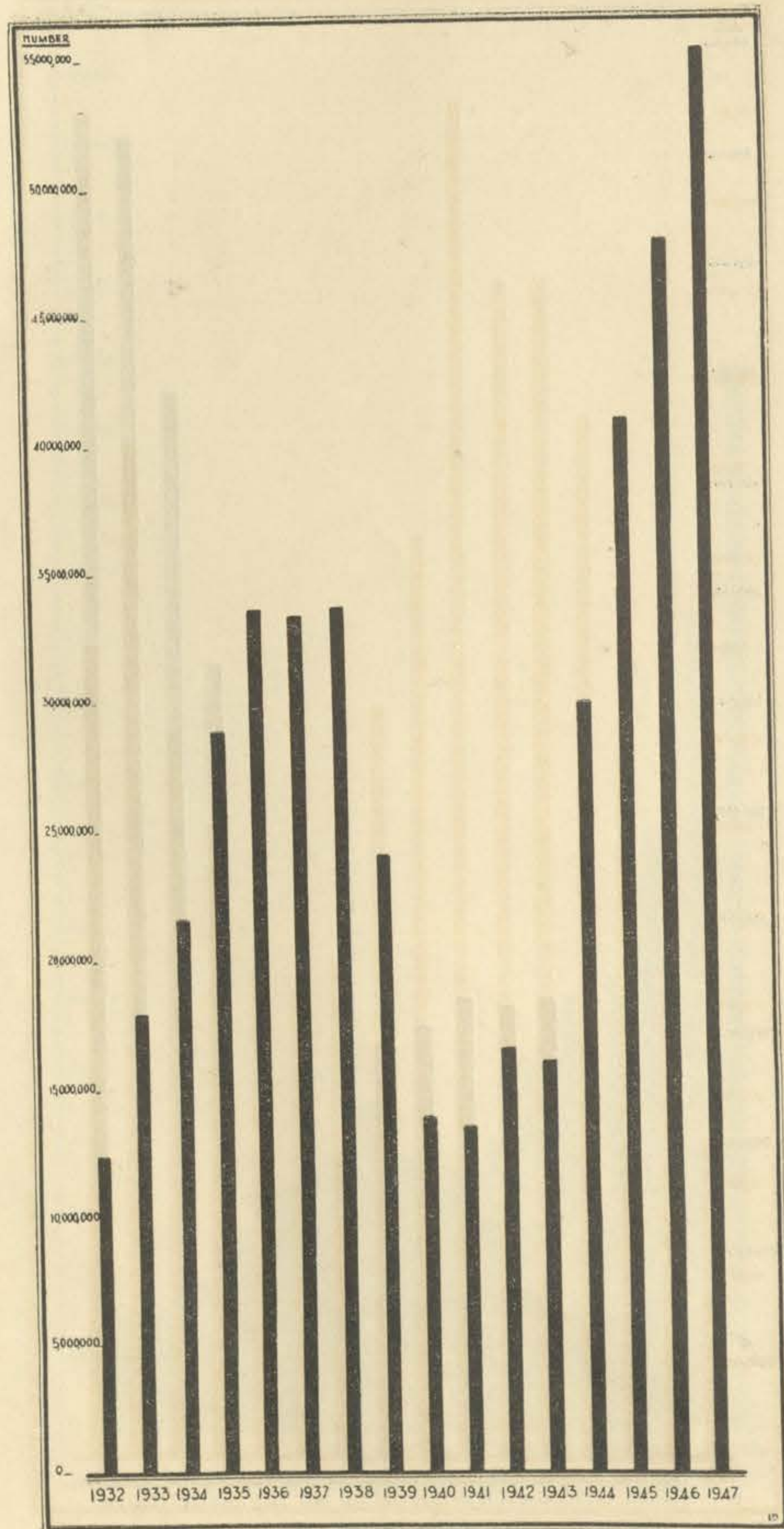
EXPENDITURE



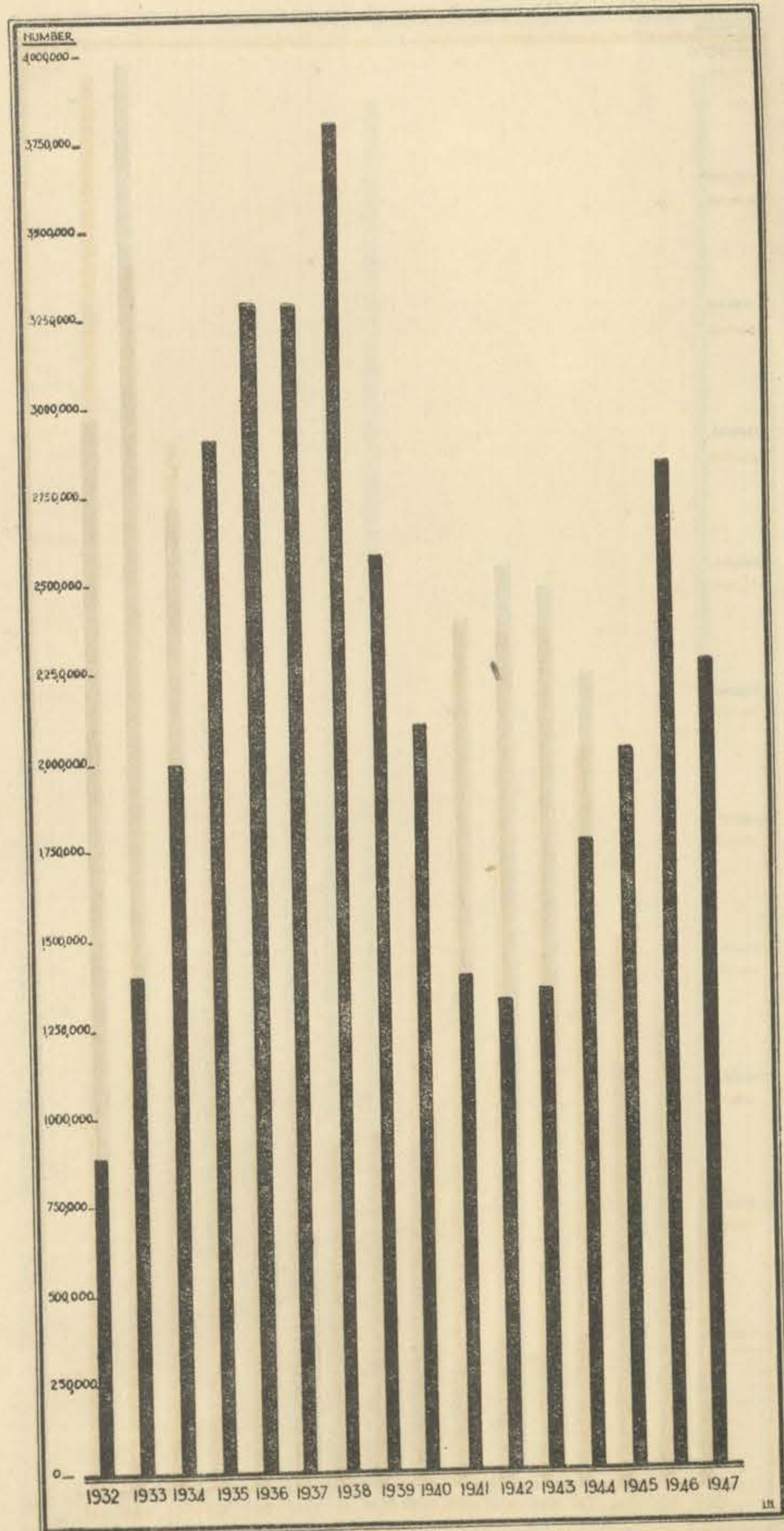
SALE OF STAMPS



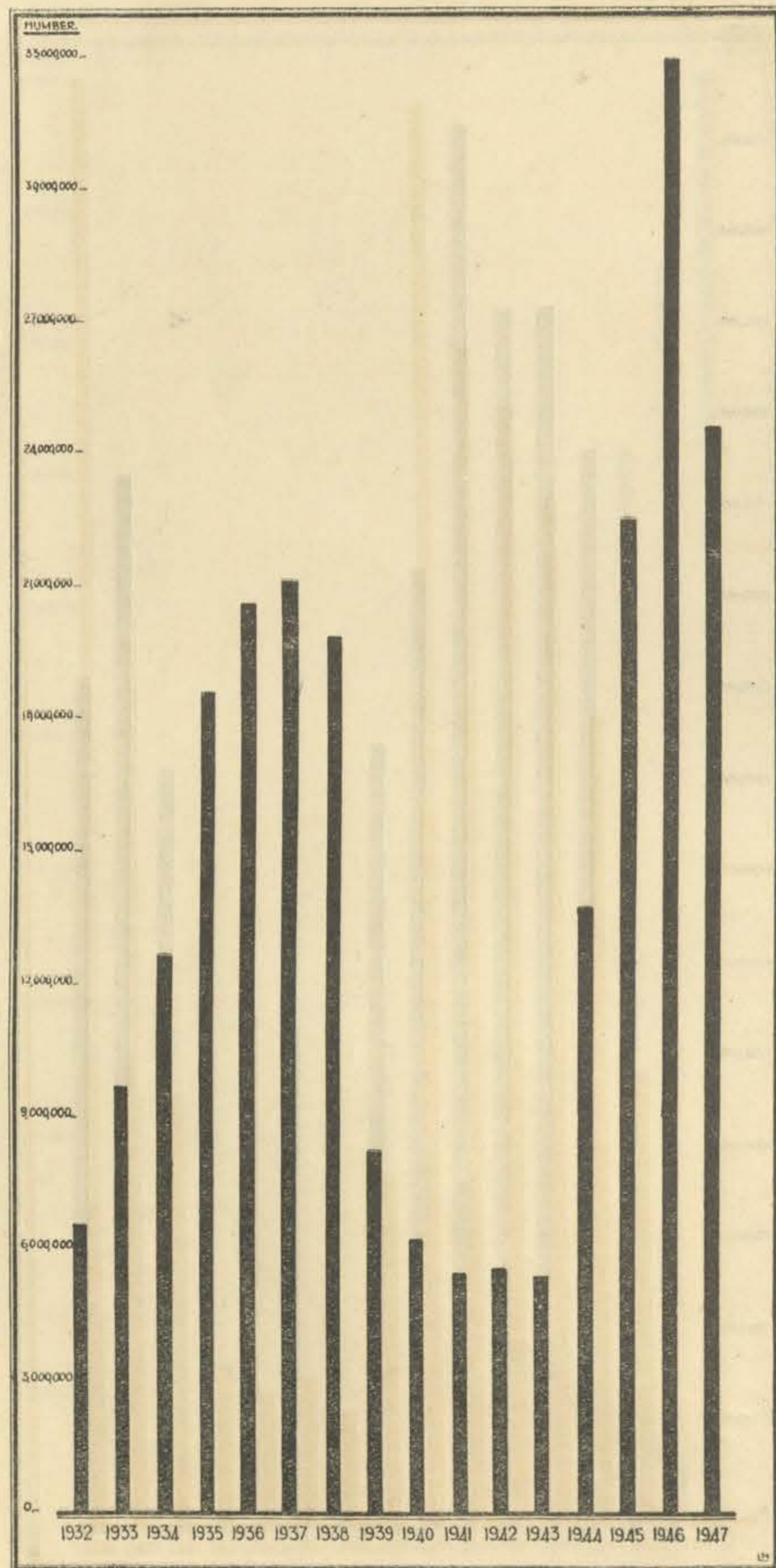
LETTERS




POSTCARDS



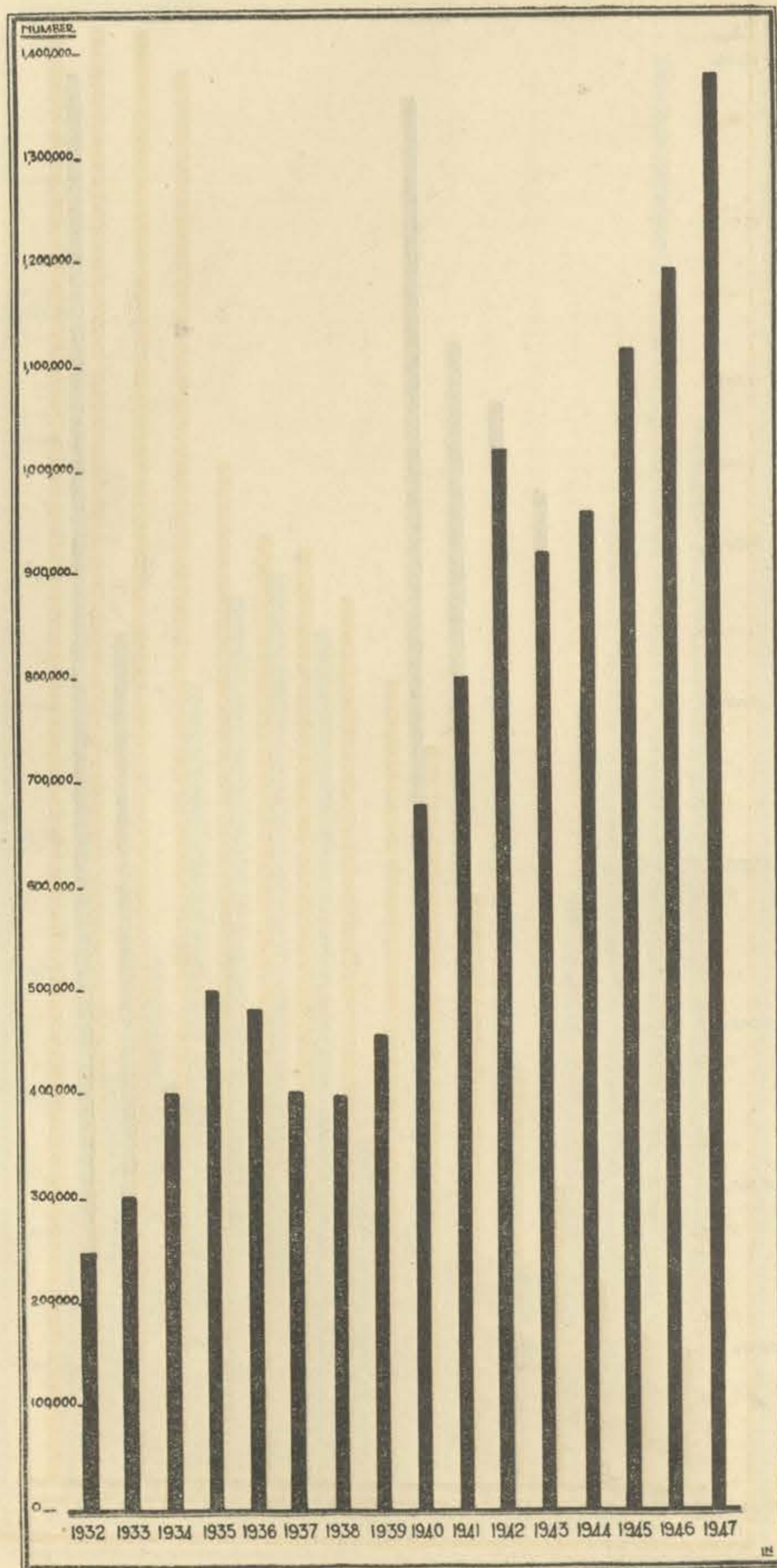
PRINTED MATTER AND SAMPLES



AIR MAIL: TOTAL WEIGHT DESPATCHED

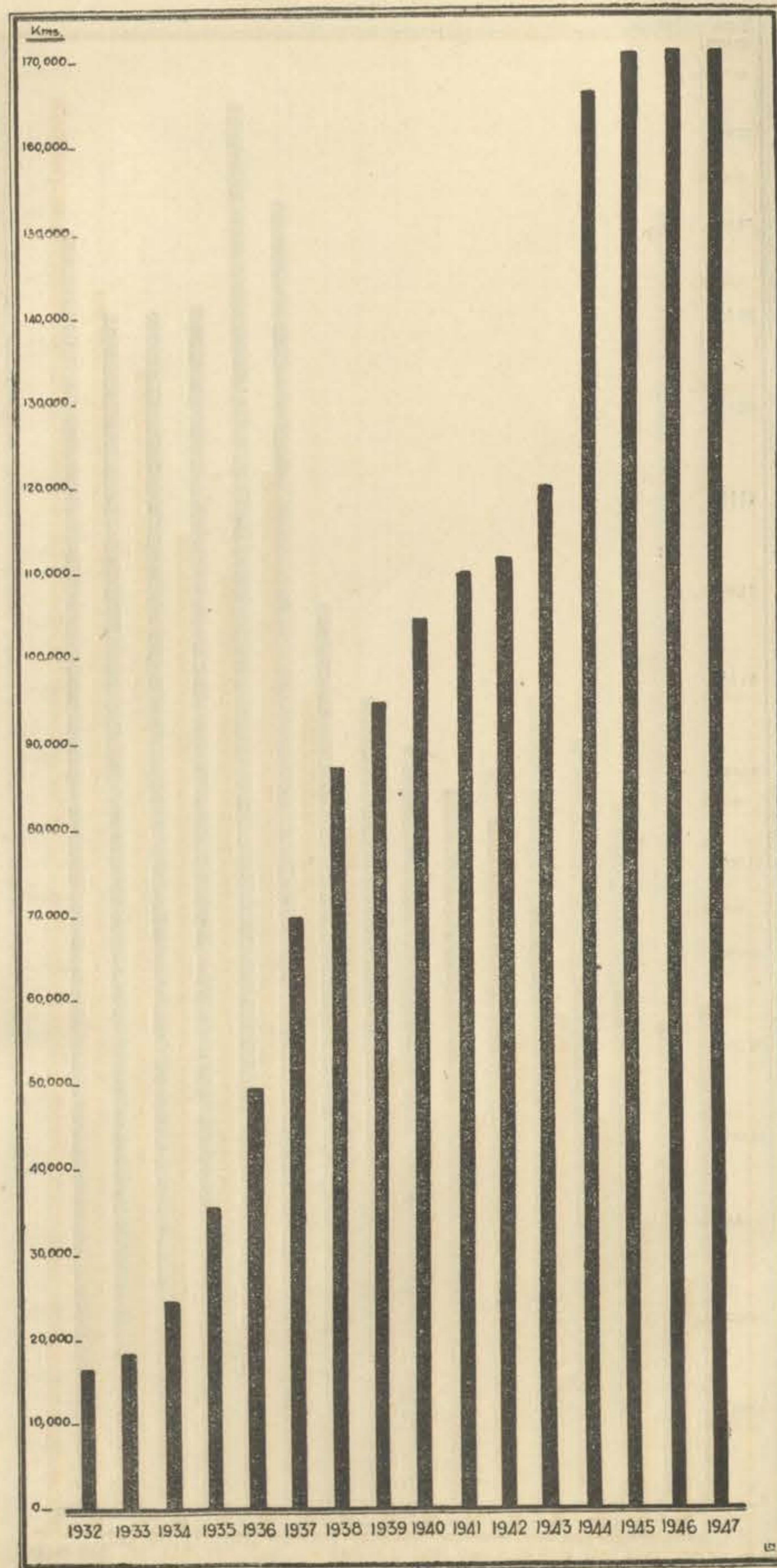


TELEGRAMS

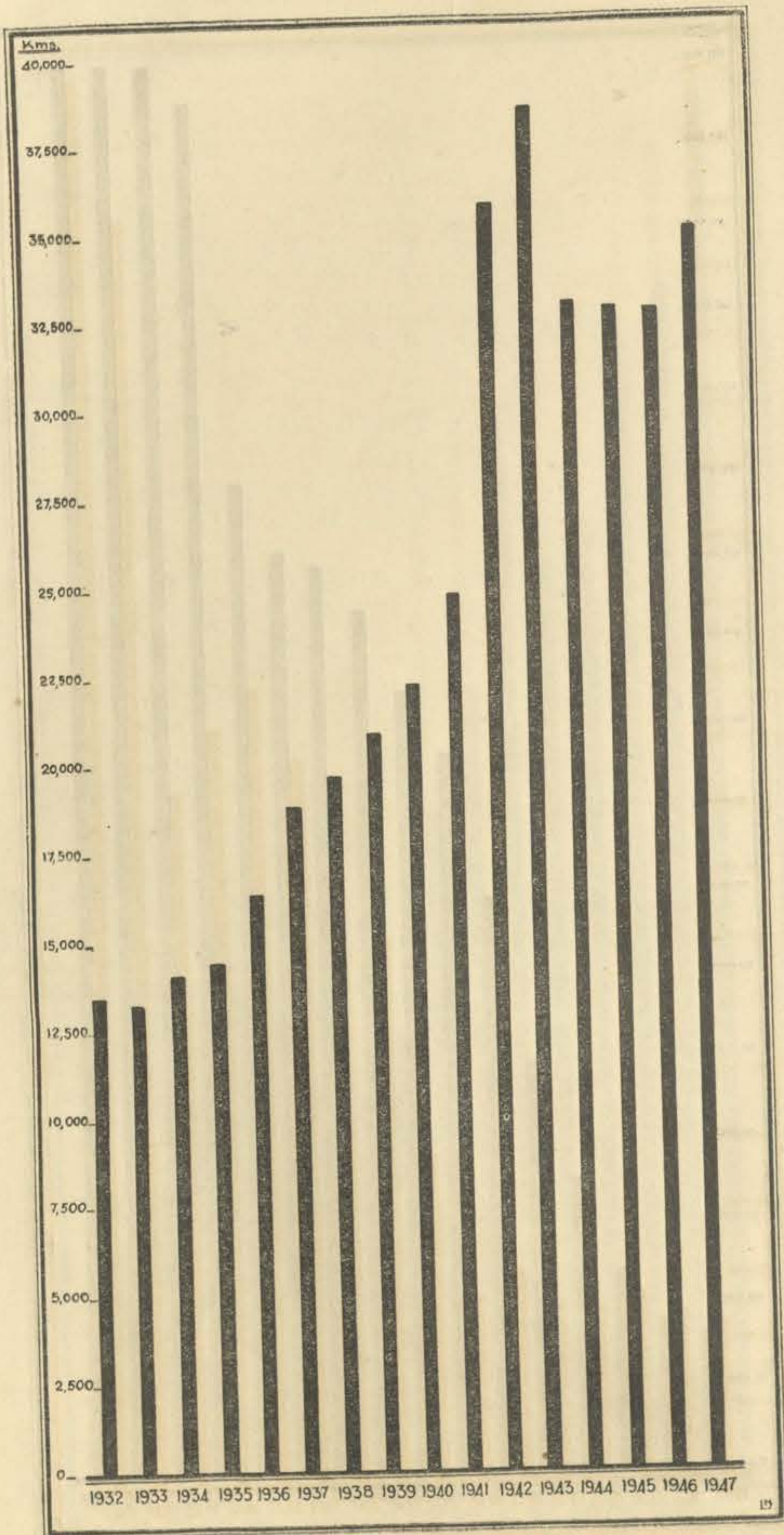


TELEGRAPH AND TELEPHONE LOCAL LINES

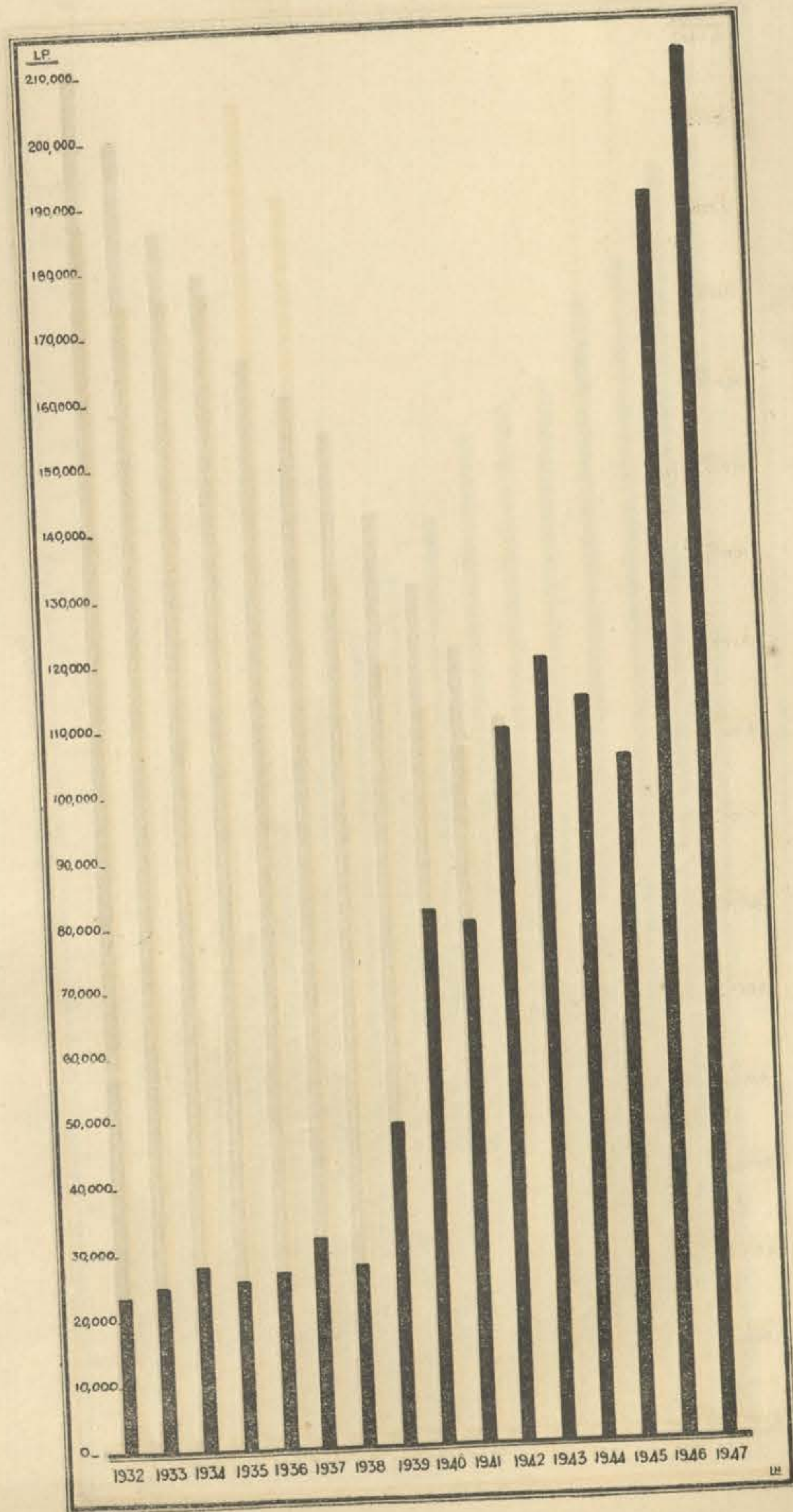
LENGTH OF SINGLE WIRES



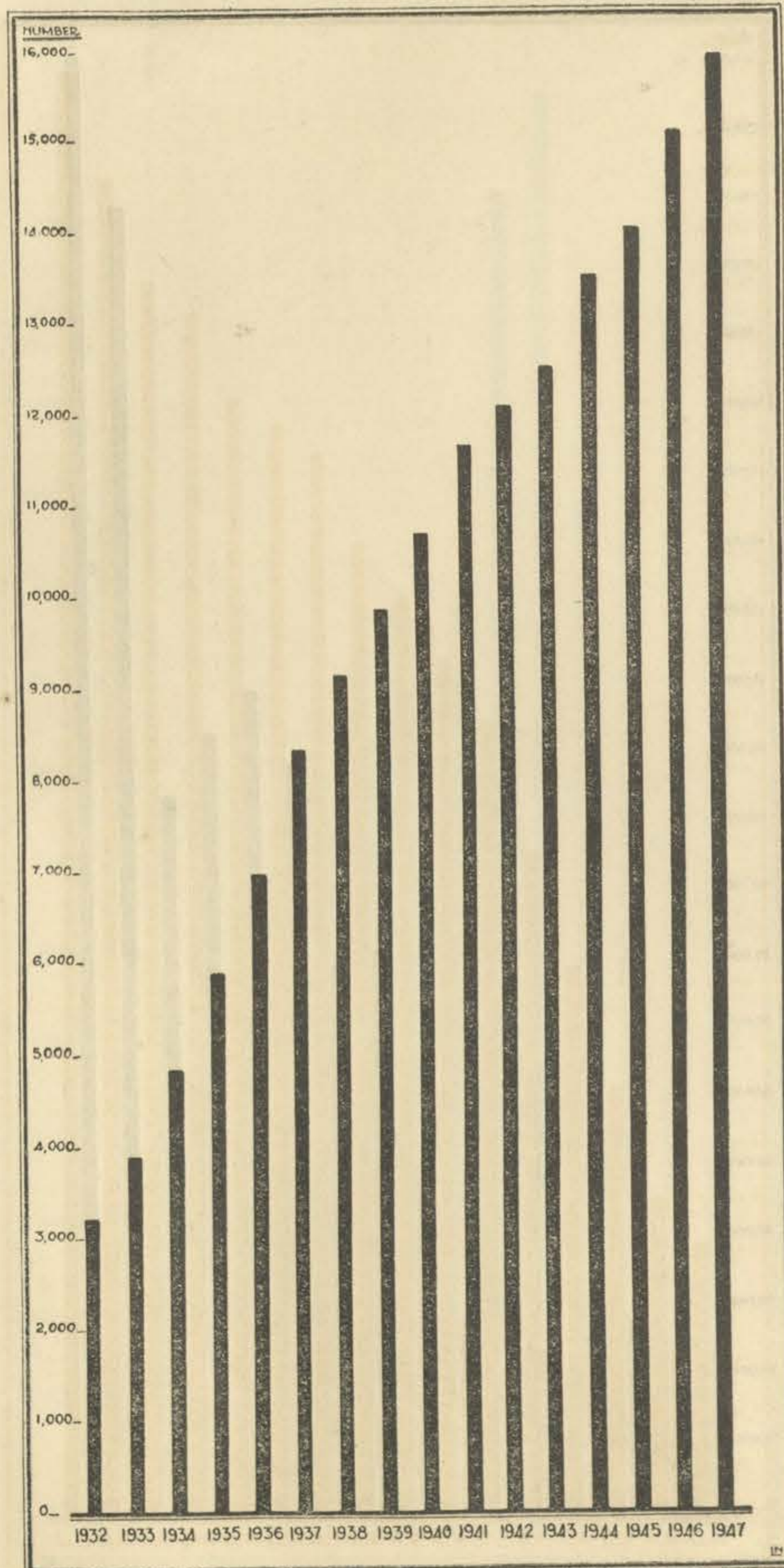
TELEGRAPH AND TELEPHONE TRUNK LINES
LENGTH OF SINGLE WIRES



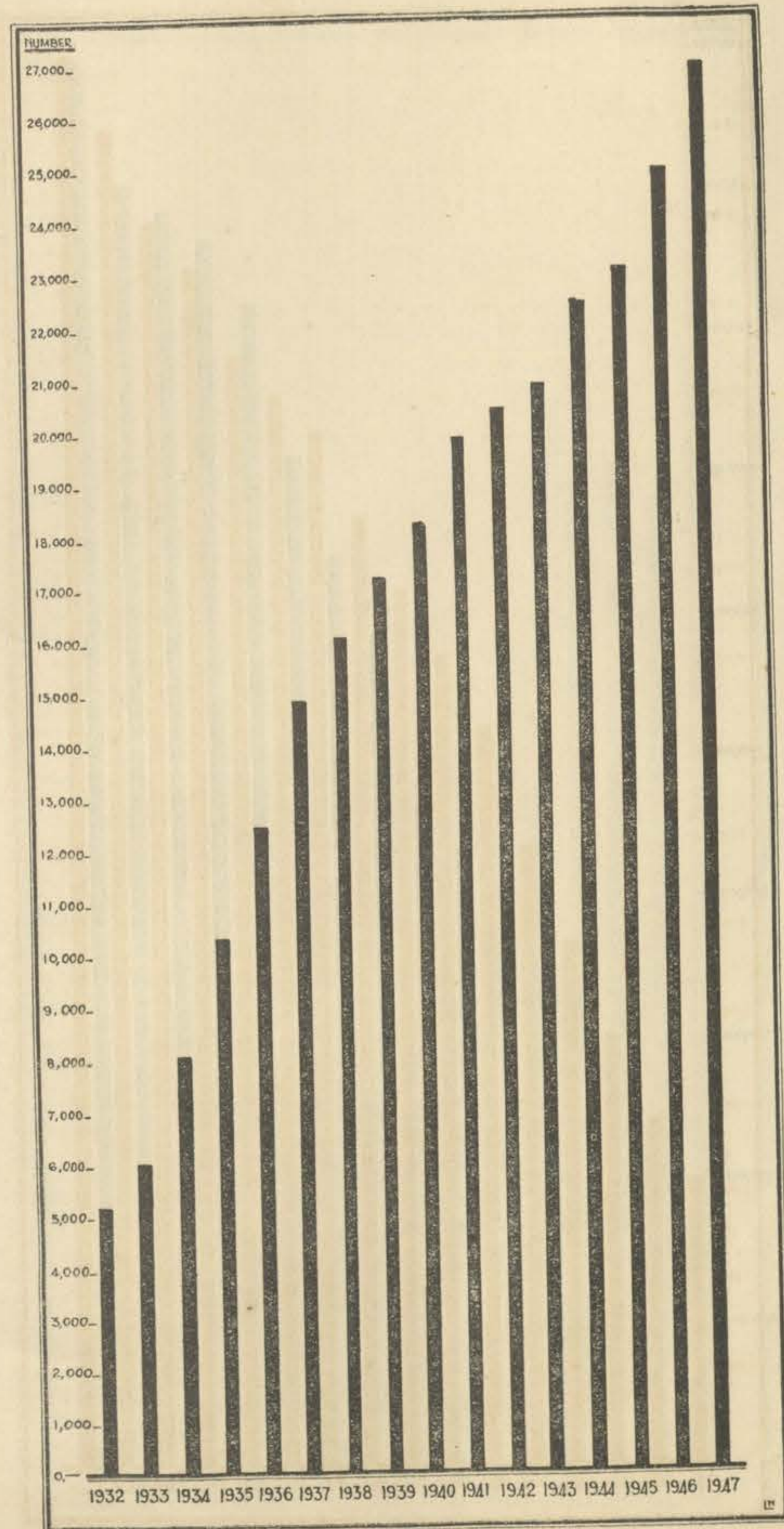
TELEGRAPH REVENUE



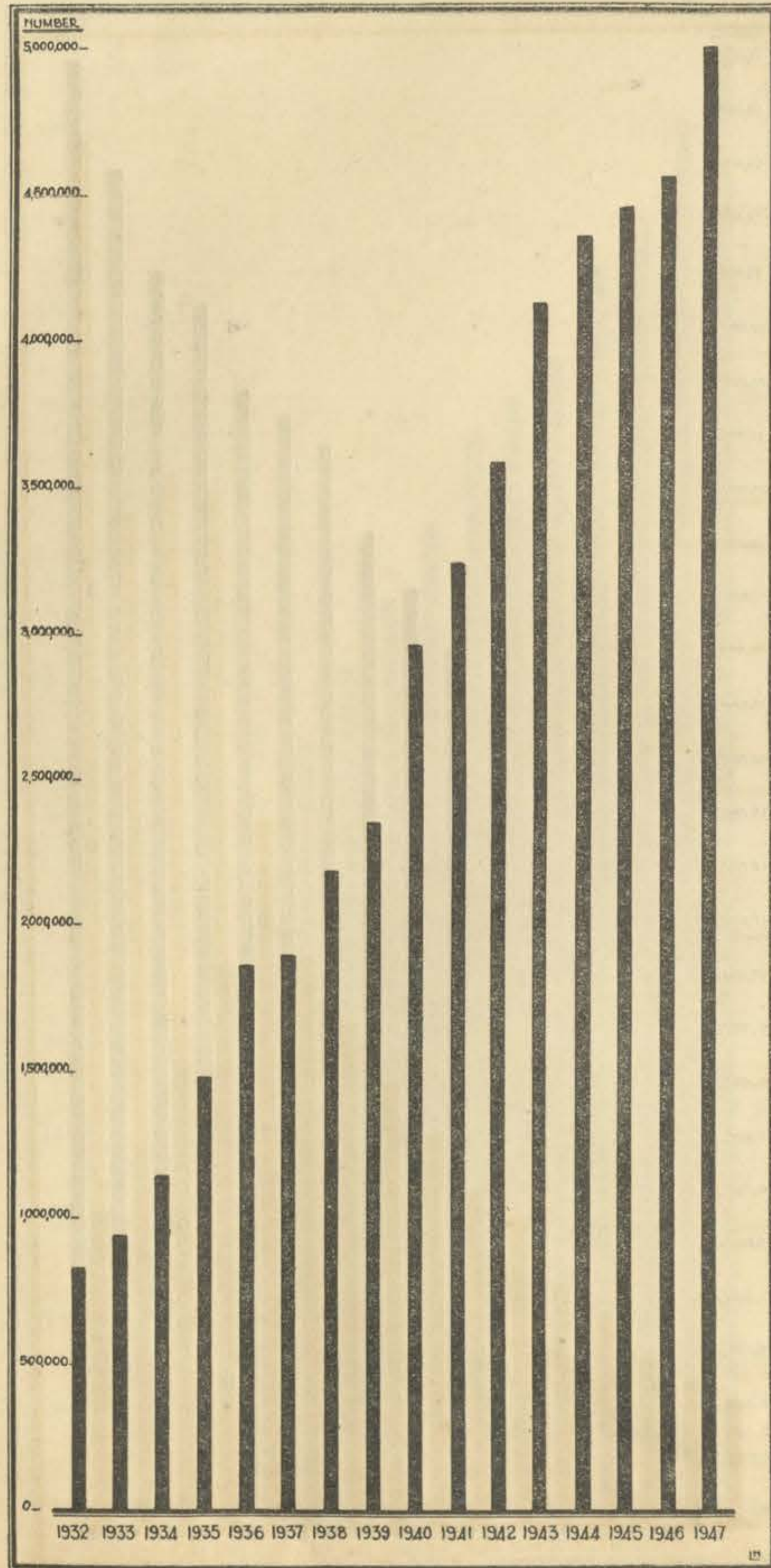
TELEPHONE EXCHANGE LINES



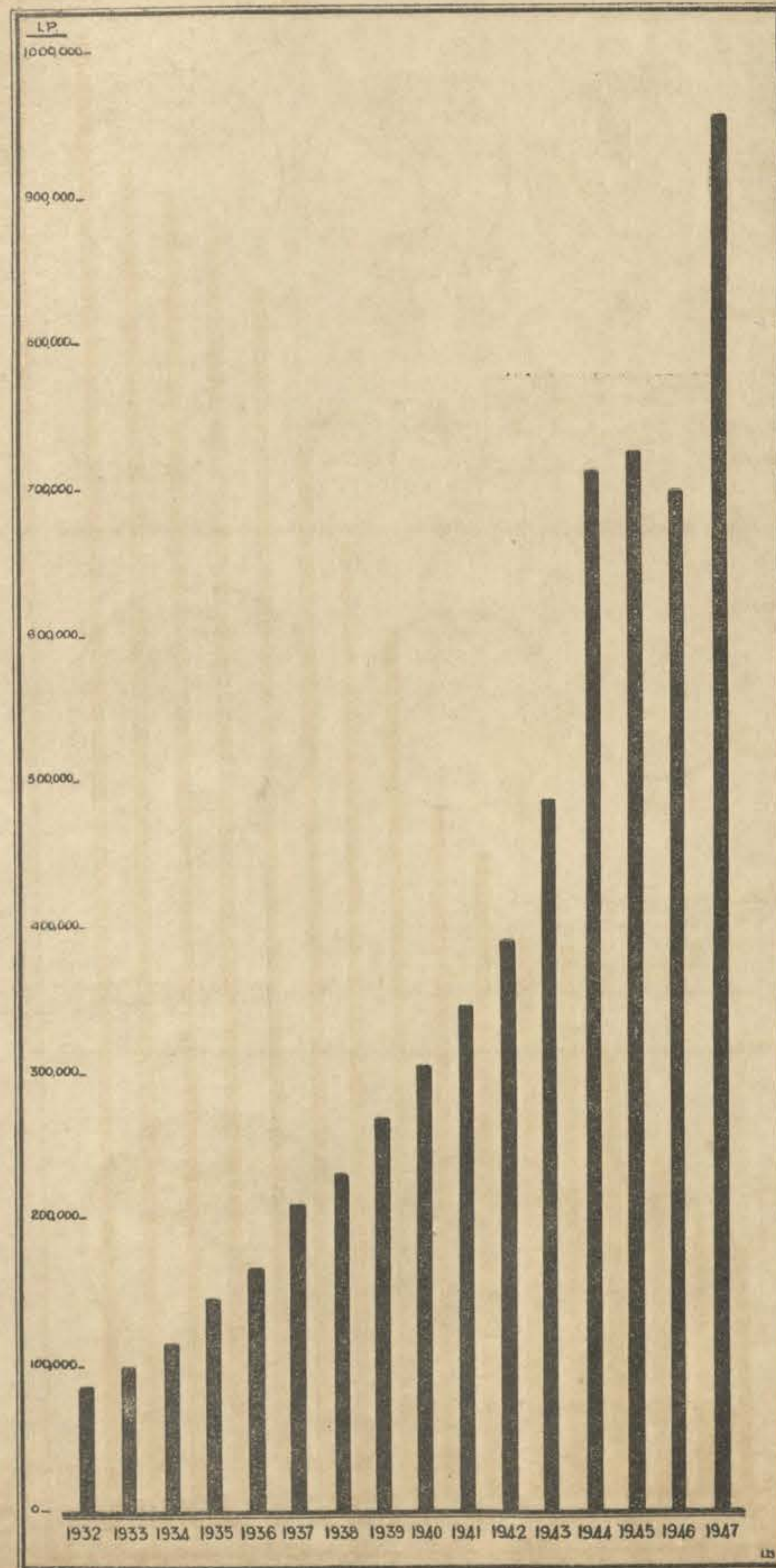
TELEPHONE STATIONS



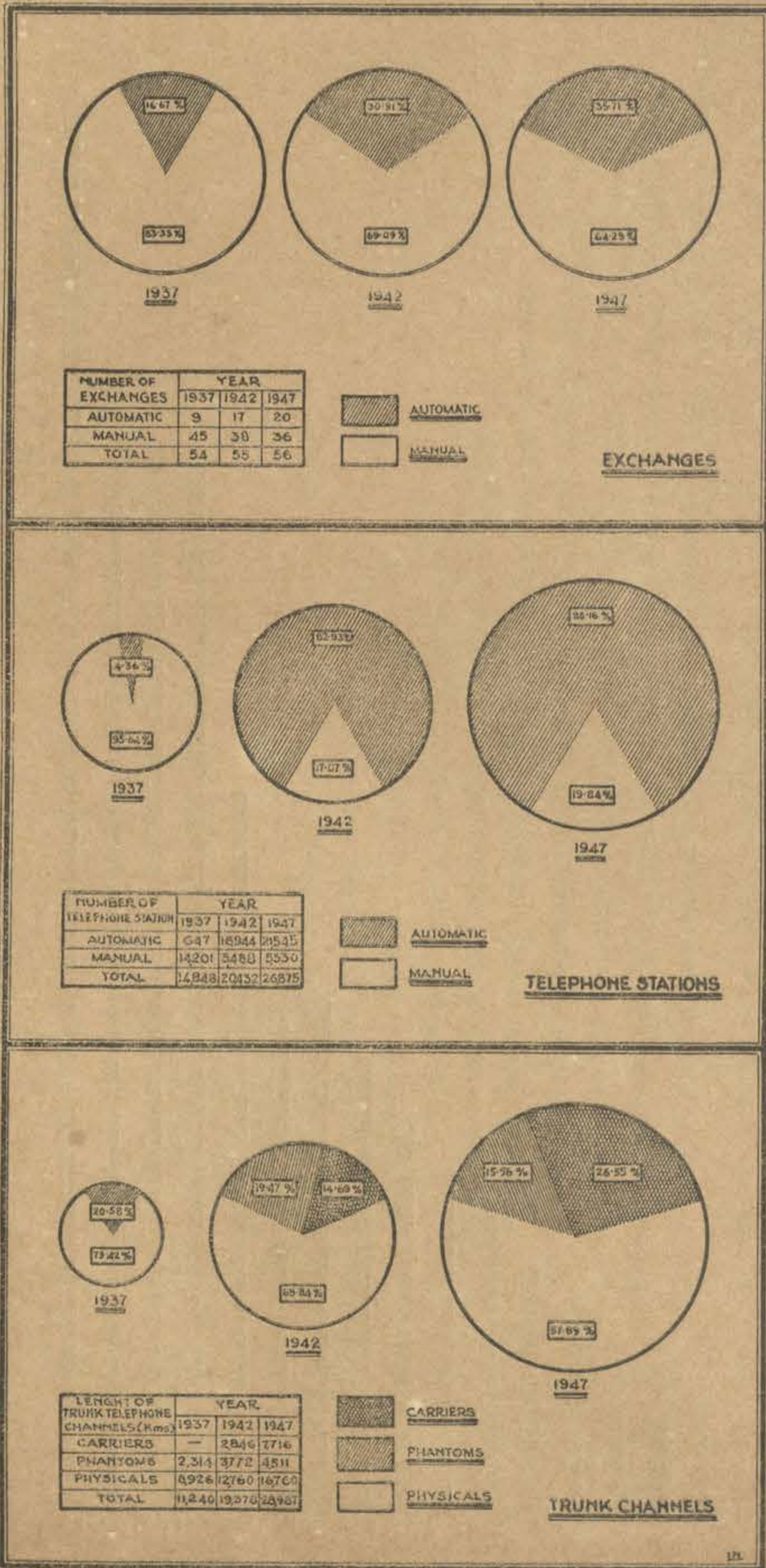
TELEPHONE TRUNK CALLS



TELEPHONE REVENUE



DEVELOPMENT OF TELEPHONE PLANT



34011-500-3-48 GPP.