a b c d f g h k m n p s t v w y aa ab ac ad af ag ah ak am an ap as at av aw ay

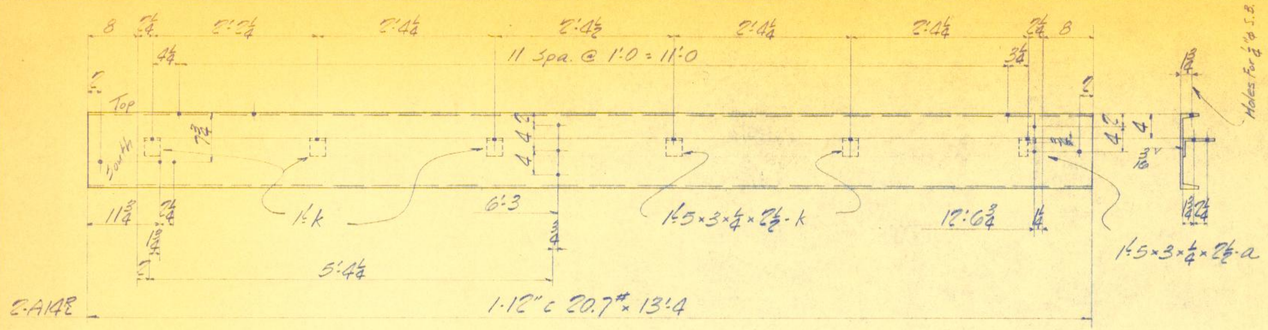

All Open Holes in Plates For 1/4" φ S.B.

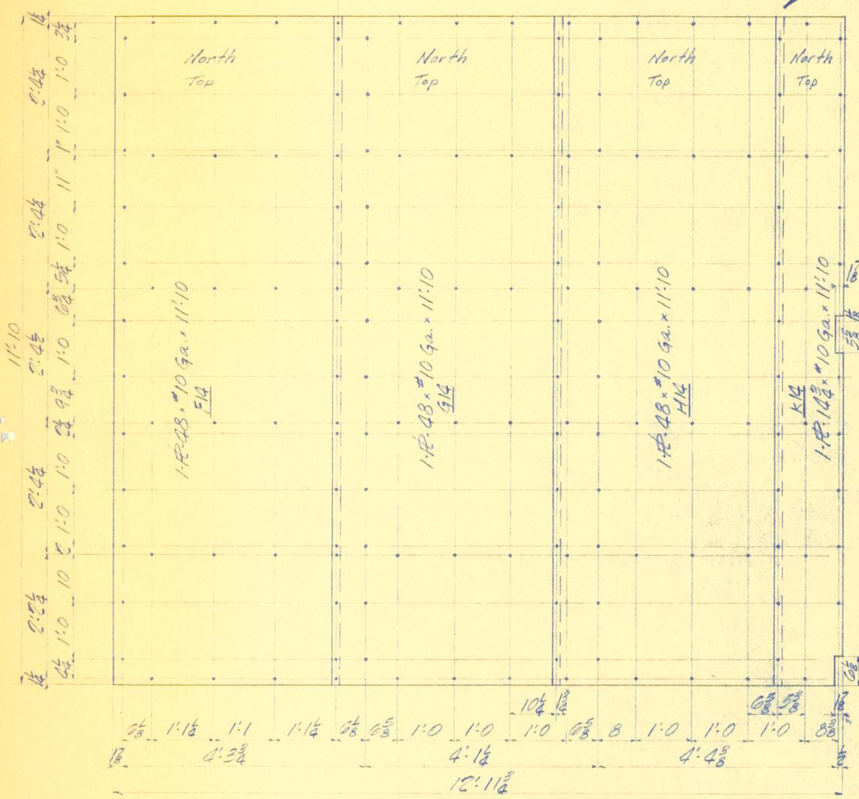

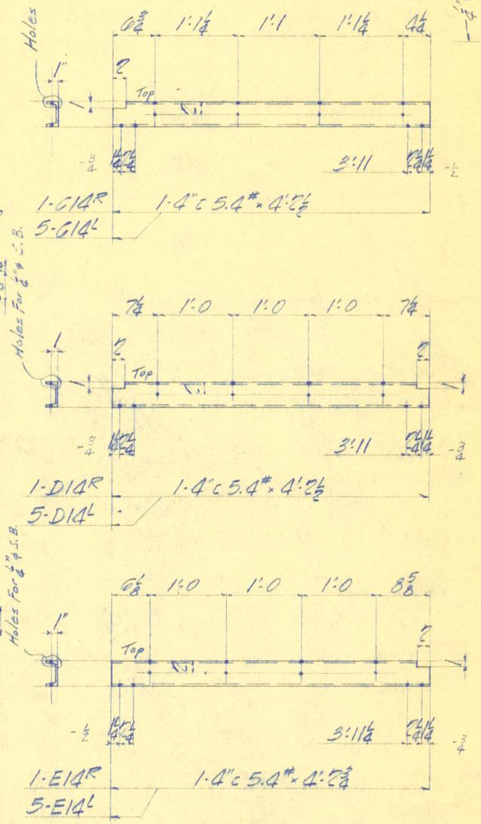

1 - LANDING PLATE	- F14	
1 -	DO.	- G14
1 -	DO.	- H14
1 -	DO.	- K14

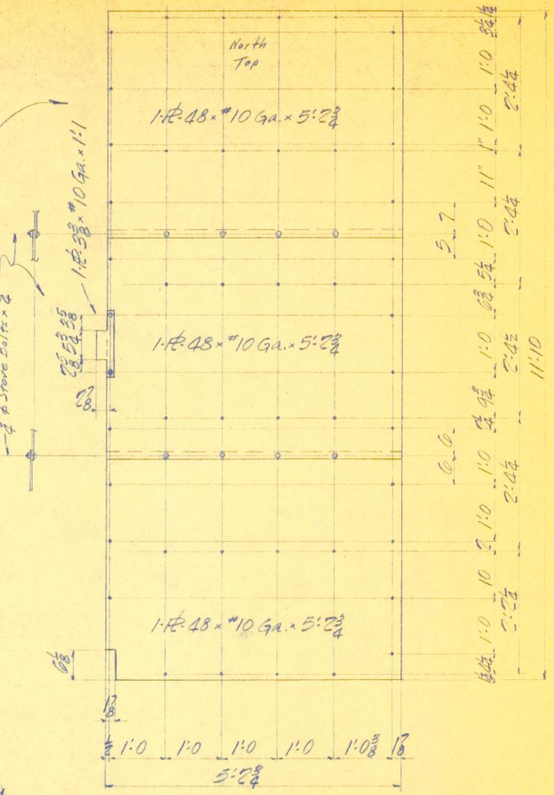

2-LANDING PLATES - B14R



1-L14	THUS	1-8" c 11.5# × 13'-4
1-M14	REV.	
2-N14		

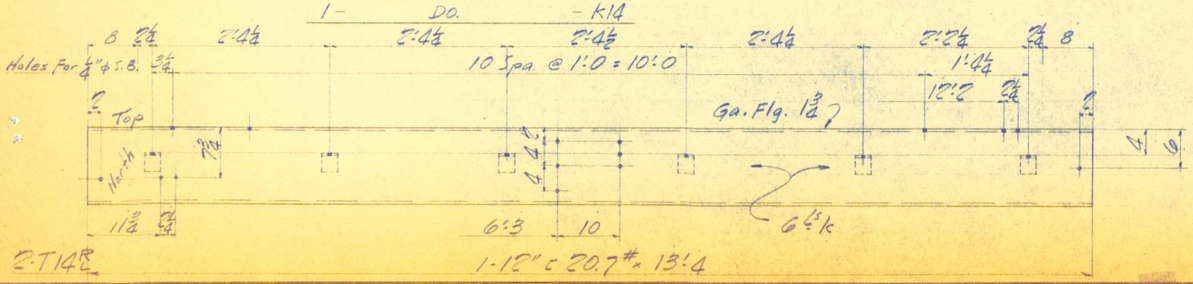

FIELD BOLTS

115 - 1/2" φ Bolts × 1 (No Nuts) (Strgs. & 12" c to Newels)
270 - do × 1 1/4
18 - do × 1 1/2
25 - 1/4" φ Stove Bolts × 3/4 (No Nuts) (Rails to Newels)
300 - do × 3/4 } (Lag. Pls. to Supports)
115 - do × 1
60 - do × 1 1/4
90 - do × 1 1/2 (Rails to Strgs.)
2 - 3/8" φ Lag Screws × 4" } (Newels "H12" to Wall)
2 - Shields for 3/8" φ Lags.
2 - 1/2" φ Lag Screws × 2 } Stairs to Bsmt. Fl.
2 - Shields for 1/2" φ Lags
5 - 1/4" φ Lag Screws × 1 1/2
3 - Shields for 1/4" φ Lags.

PLAIN MATERIAL

16 - Pls. 8 × 1/2 × 8 P14
14 - Pls. 8 × 1/2 × 1'-0 R14
8 - Pls. 12 × 1/2 × 1'-0 S14
32 - 1/2" φ Rods × 6" (Beam Anchors)

RECEIVED
JUN - 2 1953
ECKEL & ALDRICH
ARCHITECTS

APPROVED
SUBJECT TO GENERAL CONDITIONS OF SPECIFICATIONS.
ECKEL & ALDRICH
ARCHITECTS

Dwgs. & Quant. not chkd.
Eng. 6/3/53

ST. JOSEPH STRUCTURAL STEEL CO.
ST. JOSEPH, MISSOURI

STRUCTURE Alt. to Humboldt School
LOCATION City
CUSTOMER Glaze Constr. Co.
ARCHITECT Eckel & Aldrich
MADE BY: W.F. DATE 5-20-53
CHECKED BY: J.H. DATE 6-2-53
SHOP INSPECTION BY: Our Shop
SH. NO. 14 SALE NO. 6526

RIVETS: ✓ UNLESS NOTED
OPEN HOLES: 9/16" φ " "
PAINT Red Lead

DATE ISSUED

2007.33.2003QQ