





Copyright 2014 Don Peterson, d8apro.com

## SCHEMATIC OF THE HEATHKIT® MODEL HD-1515 PHONE PATCH

595-3312-01

### NOTES:

1. All resistors are rated at 1/4-WATT and have a 5% tolerance unless otherwise noted. Resistor values are in ohms (K=1,000, M=1,000,000).

2. Capacitor values less than 1 are in  $\mu$ F (MICROFARADS). All other capacitor values are in pF (PICOFARADS) unless otherwise noted.
3.  Indicates a wire connection to the circuit board.
4.  Indicates chassis, or telephone line ground\*.
5.  Indicates circuit board ground\*.
6.  Indicates a component drawn inside the circuit board portion of the Schematic, but is not actually on the circuit board.
7. Refer to the "X-Ray View" for the physical locations of parts on the circuit board.

\*This Phone Patch uses two separate ground systems that are not connected together.