Courtesy Nostalgia Air

MODEL 5T, Sky Buddy
Schematic, Alignment
Trimmers

HALLICRAFTERS, INC.

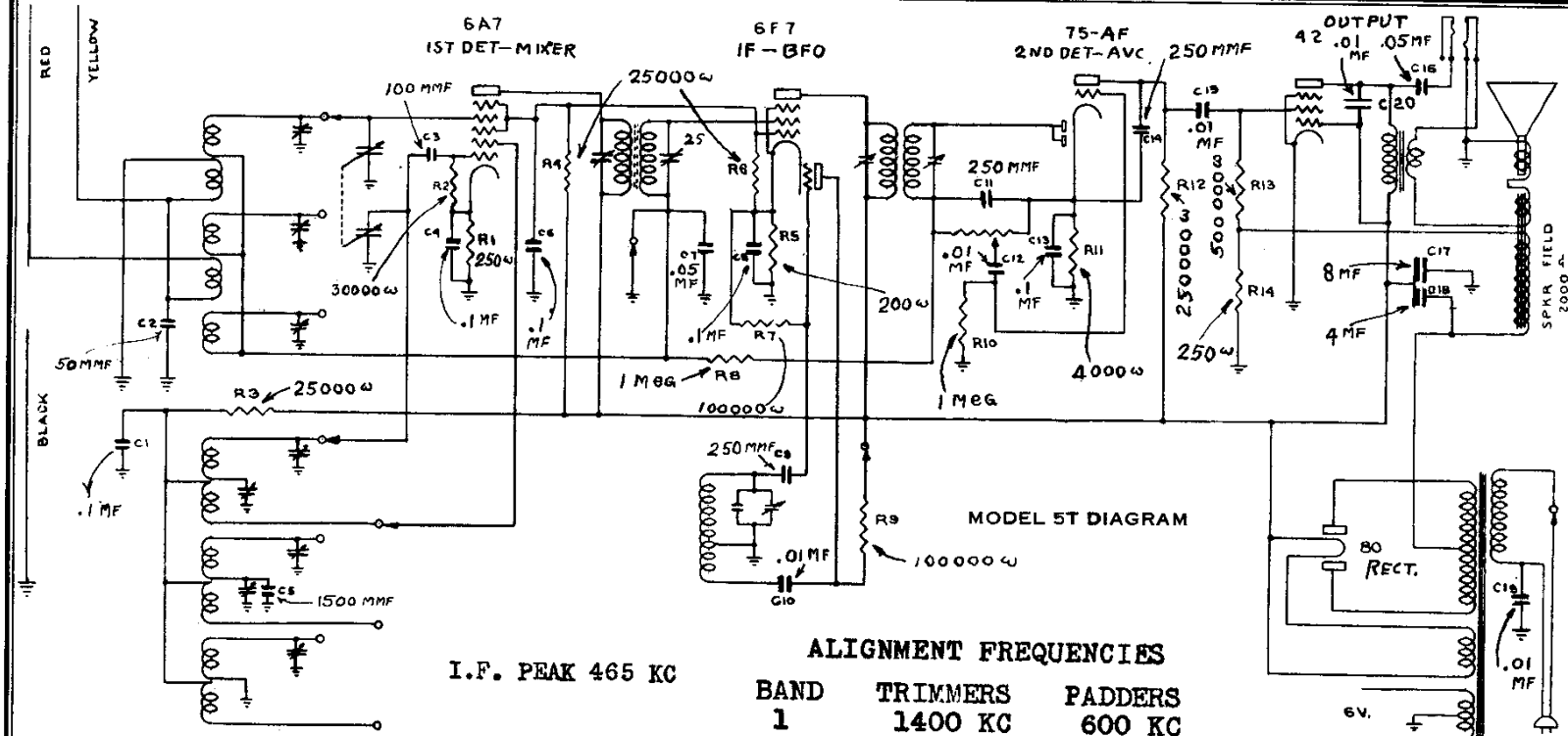

MODEL 5T DIAGRAM

I.F. PEAK 465 KC

ALIGNMENT FREQUENCIES

BAND	TRIMMERS	PADDERS
1	1400 KC	600 KC
2	4000 KC	1800 KC
3	14000 KC	NONE

CONVENTIONAL ALIGNMENT - SEE SPECIAL SECTION

The 1936 Sky-Buddy receiver is a three band receiver tuning the frequencies as follows:

No. 1 Band - 1680 KC to 545 KC
No. 2 Band - 1680 KC to 5.5 MC
No. 3 Band - 5.5 MC to 16 MC

It includes three sets of antenna coils and three oscillator coils.

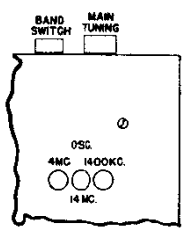

BOTTOM VIEW

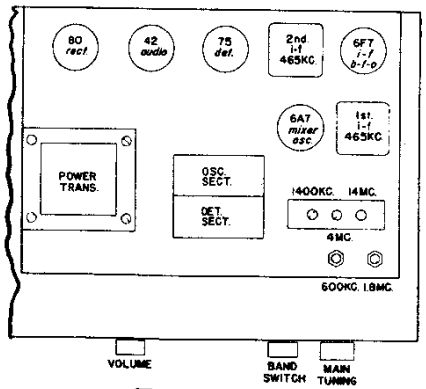

TOP VIEW

©John F. Rider, Publisher