

# OCEAN

## 50'

### OCEAN/ALEXANDER MARINE SPECIFICATIONS

#### **SPECIFICATIONS:**

LOA: 50'

Beam: 15'4"

Draft: 4'5"

Displacement: 40,000#

Fuel: 630 Gallons

Water: 230 Gallons

Height: 17'

Standard Power: Twin Ford or Perkins 135 H.P. Diesel Engines

#### **II. HULL, SUPERSTRUCTURE & DECKS:**

Hand layed, gelcoated fiberglass hull with Balsa Core on hull sides and superstructure. Teak swim platform. Boarding gates. Safety tinted window glass throughout. Window screens on all opening windows. Cabin ventilation hatches. Windshield on flybridge. Flybridge seating with storage underneath. Teak decking in cockpit. Non-skid fiberglass main deck, house top and flybridge. Transom door. Fiberglass radar arch or mast.

#### **III. HARDWARE & GENERAL EQUIPMENT:**

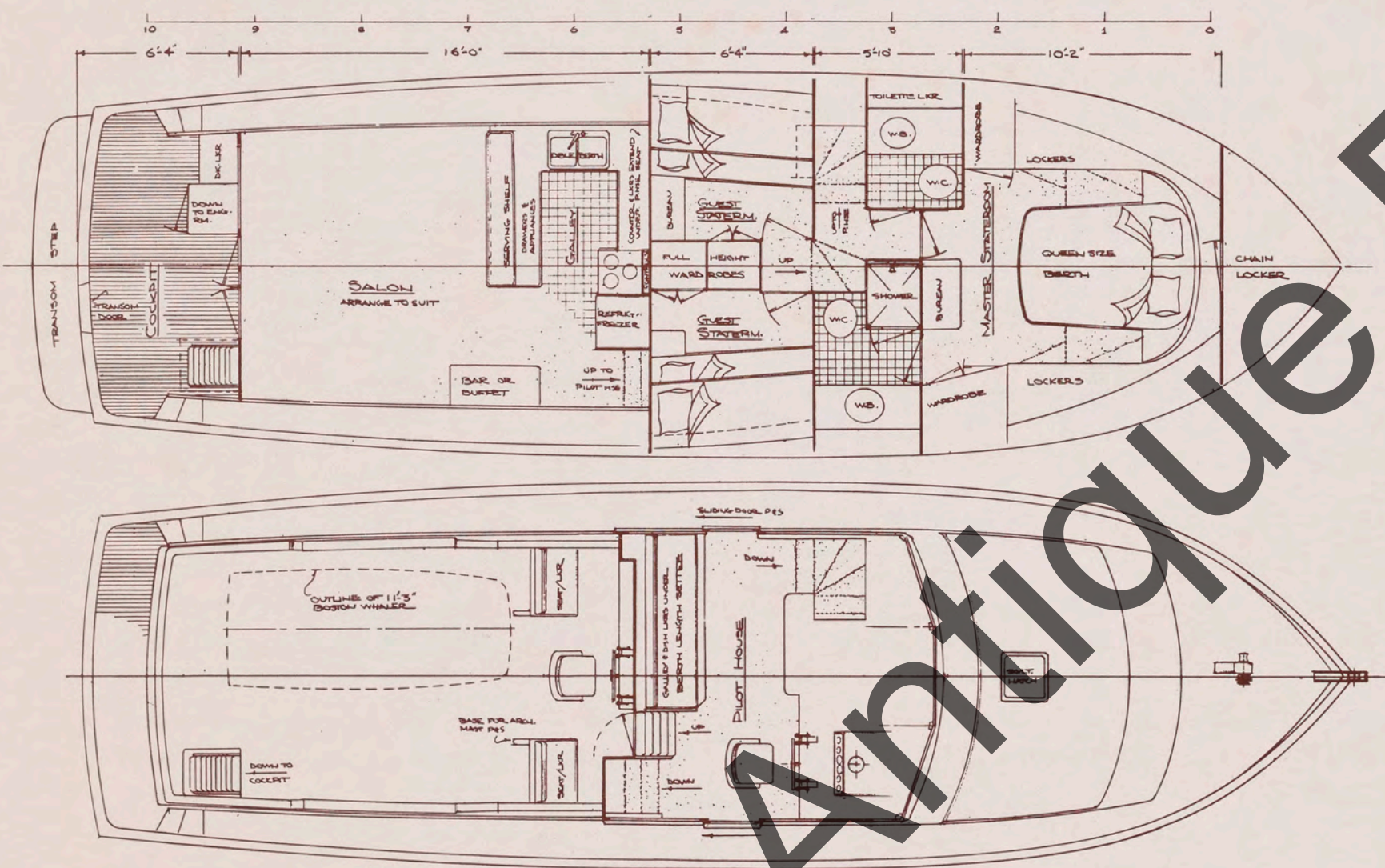

Stainless steel stanchions, guard rails, hawse holes and cleats. Aluminum davit. Teak or stainless steel steering wheels. Fresh and salt water washdown. Flag staffs. Stainless steel anchor roller. Windshield wipers and washers.

#### **IV. CONTROL & NAVIGATION:**

International navigation lights. Engine hour meters. Complete engine instrumentation, two stations. Morse throttle and gear controls. Hydraulic steering - 2 stations. Horn. Engine alarm system. Intercom.

# BRADFORD

## 50' MARK II RAISED PILOTHOUSE



### V. ELECTRICAL SYSTEM:

8 K.W. Westerbeke generator with sound shield. Four 8D, 12V and one 4D, 12V heavy duty marine batteries. Battery paralleling system. Raritan 30 amp battery charger. 12V lights in all compartments. 110V outlets throughout. 12V/110V electric control and distribution panels with magnetic circuit breakers, volt and amp meters. Battery disconnect switch. Outlet for AC shore power connection. Wiring for stereo speakers throughout. Electric wiring for windlass. Bonded throughout.

### VI. ENGINE ROOM:

Standard power. Twin Ford or Perkins 135 H.P. diesel engines. Two Par engine room blowers. Racor fuel filters for all engines. Aquamet stainless steel shafts. Fiberglass mufflers. U.S. Columbian Propellers. Fresh water outlet. Two 12V bilge pumps, automatic and manual. Sea cocks and raw water sea strainers on all intakes. Color coded copper piping. Engine Room sound insulation. Black iron fuel tanks with sight gauges. Stainless steel water tanks with sight gauges. Raritan 12 gallon water heater. AC outlet. Par fresh water pump. 12V shower sump pump. Engine isolation switches. Aluminum diamond plate floor on 5/8" plywood. Sewage holding tank plumbed for dockside or overboard discharge.

### VII. ACCOMMODATIONS & INTERIORS:

Hand rubbed Burma teak panelling and cabinetry in all spaces. Teak parquet flooring throughout. Soft vinyl headliners. High pressure, laminated counter tops. Marble vanity tops in all heads.

Pilothouse: Teak and Holly flooring. Sliding doors to side decks. Built-in bench seat on aft bulkhead with storage below. Complete instrumentation. High pressure laminated chart desk. Chart locker.

Salon: Draperies. Stainless steel or brass hardware. Double sliding teak and glass doors to aft cockpit. Indirect lighting. Bar with icemaker. Hi-lo table. Lighted stairways. Built-in bench seat with cushions.

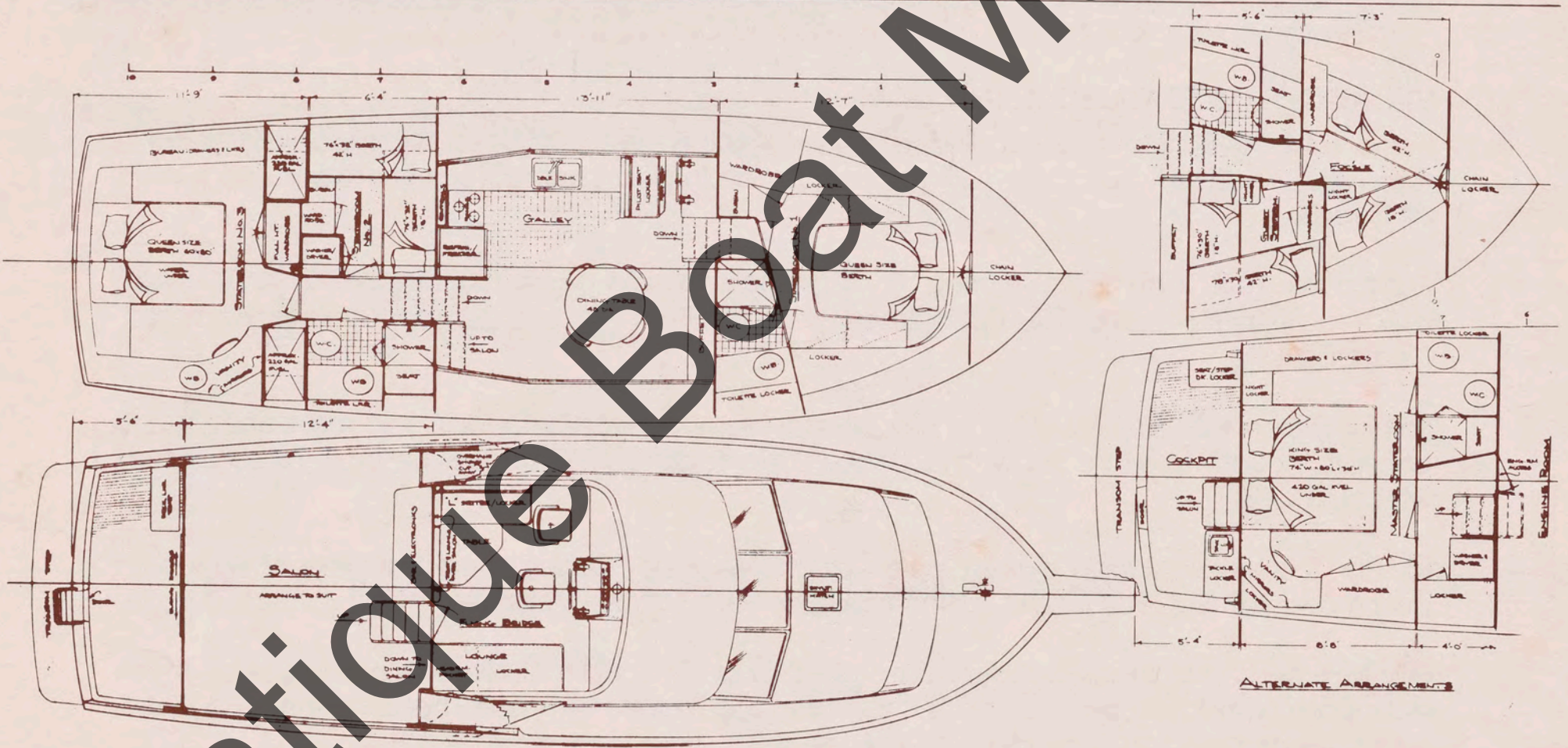

Master Stateroom: Large queen berth, fabric covered. Cedar lined hanging lockers with automatic lighting. Full length mirror. Portlights with screens. Adjacent head.

Guest Staterooms: Either two identical cross-over berth double staterooms or a single full-width stateroom with lower berths. Cedar lined hanging lockers with automatic lighting. Portlights with screens. Head to port side with stall shower.

Heads: Marble counter tops. American Standard sinks. Medicine cabinet. Mirror. Raritan electric toilets. Stall showers. Exhaust fan.

Galley: High pressure laminated counter tops. Double stainless steel sink. Norcold dual voltage 110/12V refrigerator with freezer compartment. 110V electric stove with oven. Exhaust fan. Storage cabinets.

# 50' MARK II MOTOR YACHT



Antique Boat Museum

