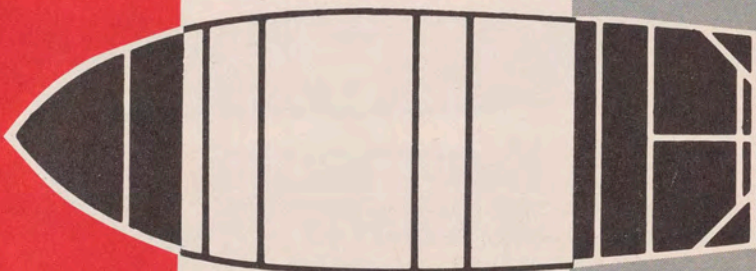


**ALUMINUM**



Antique Boat Museum

**AERO  
CRAFT FOR '59**



**FIBERGLAS**

## AERO-CRAFT GUARANTEE

All registered AERO-CRAFT boats are guaranteed, to the original purchaser, for as long as he lives, against hull punctures in normal use on water and for one full year from date of purchase against defects in materials and workmanship. Repairs necessary during the guarantee periods, from normal use on water, will be made free of charge by the factory.

Transportation to and from the factory shall be paid by the boat owner. Any repairs necessary as the result of abuse or negligence will be made at cost by the factory.

This guarantee does not apply to damage sustained while boats are in transit, nor does it apply to windshield breakage, upholstery damage or physical paint damage.

To put the guarantee into effect, the warranty card must be filled out and mailed to the main office in St. Charles, Harwill, Inc., will not be held liable for dealer misrepresentation of this guarantee.

HARWILL, INC.


ST. CHARLES, MICHIGAN

## AMERICA'S FIRST MANUFACTURER OF PRODUCTION ALUMINUM BOATS AND

### THEY ARE GUARANTEED FOR LIFE


All AERO-CRAFT boats are backed by this written LIFE-TIME GUARANTEE. The management of Aero-Craft demands the highest quality of material and workmanship in every Aero-Craft boat produced. Years and years of hard usage coupled with countless testimonials provide substantial PROOF that Aero-Craft is unmistakably the finest. Buy Aero-Craft and you can be sure of top quality.

## CHECK THESE DISTINCTIVE AERO-CRAFT CONSTRUCTION FEATURES




### QUARTER BRACES\*

Cast aluminum quarter braces securely riveted to transom and gunwale for "Plus" strength.



### EXTRUDED GUNWALES\*


Heavy-duty aluminum gunwales add terrific strength and rigidity to the boat.



**RIVETED SEAMS AND JOINTS**  
Aircraft methods of riveting throughout insure greater strength and higher resistance.



**DECK AND BOW HANDLE\***  
Modern one piece snap-on decks with sturdy bow handle providing a sure grip.



### INTERIOR BRACING

Transverse and longitudinal bottom bracing of new hat type design adds superior strength and maximum rigidity to the bottom of the boat.




### AUTOMATIC BAILER\*

Large automatic bailer for faster and more efficient bailing. Plug easily removed and replaced with a coin.



### BULKHEADED SEATS

Sturdy bulkheaded aluminum seats make the entire hull strong and rigid. Ample STYROFOAM for flotation safety.



### EXTRUDED KEELS

Aero-Craft boats feature this rugged extruded keel for fullest protection against beach abrasion.



### TRANSOM

New POWER THRUST TRANSOM designed and engineered to give maximum strength and rigidity.

NOTE: \*New features on these models: Sea-Mist, J-15, T-15, P-13, Q-14, M-12 and K-14.



**ADVENTURER AD-18** Featuring reversible front seat backs, marine plywood floor, large storage compartment under front seat and in bow, side pockets, rubber gunwale guard and spacious 6 by 11 feet open aft. Two-tone enamel exterior and multi-color interior. STYROFOAM FLOTATION.


STANDARD EQUIPMENT: convertible top, 19" windshield, steering, upholstery, bow and stern lights, chocks and cleats, bow eye, stern handles, automatic bailer and control mounting block. Standard 20" POWER THRUST TRANSOM.



**ADVENTURER A-18** This semi-deluxe offshore cruiser has the same specifications and features as the "Adventurer AD-18".

STANDARD EQUIPMENT: 19" windshield adaptable for convertible top, steering, reversible plywood seat backs, bow eye, stern handles and automatic bailer. Two-tone enamel exterior and multi-color interior. STYROFOAM FLOTATION.

## Look FIRST at AERO-CRAFT



**BLUE SABRE GSD-17** Features walk-through arrangement forward, full length spray rail, embossed aluminum dash, POWER THRUST TRANSOM, navy blue enamel finish, embossed aluminum hull trim and STYROFOAM FLOTATION.

STANDARD EQUIPMENT: convertible top, 19" windshield, steering, upholstery, bow and stern lights with switches, chocks with cleat, gas tank battery platform, bow eye, stern handles, control mounting block and automatic bailer. Standard 20" transom.



**SEA-DART QD-14** Offers top performance with all motors from 15 to 30 H.P. Features walk-through front seat backs, full length spray rail, mahogany dash and STYROFOAM FLOTATION. Available in blue and white enamel finish or permanent blue anodized color.

STANDARD EQUIPMENT: bow and stern handles, bow eye, automatic bailer and control mounting block. Optional at extra cost: snap-in cushions and rear seat back.

### SPECIFICATIONS:

Gun'l length 18' 6"  
L.O.A. 17' 2"  
Beam 78"  
Depth 40"  
Approx. Wt. 575 lbs.  
Deck 67"  
Transom width 72"  
Weight capacity 1544 lbs.  
O.B.C. Max. 95 H.P.

### SPECIFICATIONS:

Gun'l length 16' 9"  
L.O.A. 16'  
Beam 68"  
Depth 31"  
Approx. Wt. 375 lbs.  
2 Seats  
Deck 67"  
Transom width 59"  
O.B.C. Max. 70 H.P.

### SPECIFICATIONS:

Gun'l length 14' 5"  
L.O.A. 14'  
Beam 58"  
Depth 25"  
Approx. Wt. 190 lbs.  
2 Seats  
Deck 64"  
Transom width 50"  
O.B.C. Max. 30 H.P.


## America's FIRST aluminum boat



**SPECIAL TD-15**

Featuring two-tone red and white enamel finish, walk-through seating arrangement, satin finish gunwales, mahogany dash, POWER THRUST TRANSOM, full length spray rail and STYROFOAM FLOTATION.

STANDARD EQUIPMENT: deluxe upholstery, bow and stern handles, bow eye, automatic bailer and control mounting block.



**SEA-MIST JD-15**

Featuring two-tone surf-spray blue and white enamel finish, walk-through seating arrangement, satin finish gunwales, full length spray rail, mahogany dash, POWER THRUST TRANSOM and STYROFOAM FLOTATION.


STANDARD EQUIPMENT: bow and stern handles, bow eye, automatic bailer and control mounting block. Standard 20" transom.



**HD-16**

A sturdy boat for many uses with maintenance always at a minimum. Two-tone rust and cream enamel exterior and multi-color interior. STYROFOAM FLOTATION.


STANDARD EQUIPMENT: walk-through front seat backs, bow and stern handles, bow eye, cushioned oar lock sockets with brass inserts and automatic bailer.



**J-15**

The J-15, being the largest open fishing model is highly recommended for rough open water. Can economically be converted into a deluxe runabout. Surf-spray blue exterior and multi-color interior. STYROFOAM FLOTATION.


STANDARD EQUIPMENT: bow and stern handles, bow eye, cushioned oar lock sockets with brass inserts and automatic bailer.



**T-15**

Maximum utility, good looks and minimum maintenance. POWER THRUST TRANSOM and satin finish gunwales. Surf-spray blue exterior and multi-color interior. STYROFOAM FLOTATION.


STANDARD EQUIPMENT: bow and stern handles, bow eye, cushioned oar lock sockets with brass inserts and automatic bailer.



**P-13 and Q-14**

Select either the "Jumbo 13" or the popular Q-14. Semi-vee bottoms and satin finish gunwales. Surf-spray blue exterior and multi-color interior. STYROFOAM FLOTATION.


STANDARD EQUIPMENT: bow and stern handles, bow eye, cushioned oar lock sockets with brass inserts and automatic bailer.



**M-12 and K-14**

Two fine fishing models that are a cinch to car-top, trail, take anywhere. Featuring satin finish gunwales. POWER THRUST TRANSOMS, surf-spray blue exteriors and multi-color interiors and STYROFOAM FLOTATION.


STANDARD EQUIPMENT: bow and stern handles, bow eye, cushioned oar lock sockets with brass inserts and automatic bailer.



**F-12**

Incorporates advantages of a canoe, rowboat and runabout. Dead grass non-glare finish. STYROFOAM FLOTATION. Available as model FP-12 with pole wells fore and aft.


STANDARD EQUIPMENT: bow and stern handles, oar locks and automatic bailer.



**E-10**

An excellent yacht or cruiser tender . . . Available also as model ED-10 with a long deck for use as a youngster's runabout. Surf-spray blue exterior and multi-color interior. STYROFOAM FLOTATION.

STANDARD EQUIPMENT: bow-casting and stern handles, cushioned oar lock sockets.




**C-17 and CS-16**

The C-17 and CS-16 feature light weight, stability and handling ease. Stretch-formed aluminum skins, rigid extruded aluminum keel and gunwales. Illustrated is the model C-17 with web seats.

The CS-16 has the same specifications except it is 1' 3" shorter and features a square stern with transom for motors up to 5 H.P. and aluminum seats. Both have ample STYROFOAM FLOTATION.

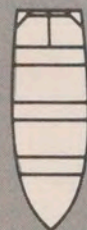
**SPECIFICATIONS:**

Gun'l length 14' 7"  
L.O.A. 14'  
Beam 64"  
Depth 27"  
Approx. Wt. 215 lbs.  
2 Seats  
Deck 63"  
Transom width 54"  
O.B.C. Max. 35 H.P.



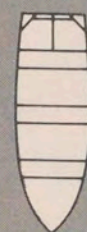
**SPECIFICATIONS:**

Gun'l Length 14' 11"  
L.O.A. 14' 2"  
Beam 68"  
Depth 30"  
Approx. Wt. 275 lbs.  
2 Seats  
Deck 67"  
Transom width 59"  
O.B.C. Max. 50 H.P.



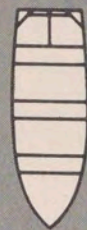
**SPECIFICATIONS:**

Gun'l length 16' 4"  
L.O.A. 16'  
Beam 60"  
Depth 25"  
Approx. Wt. 185 lbs.  
3 Seats  
Deck 57"  
Transom width 50"  
O.B.C. Max. 45 H.P.



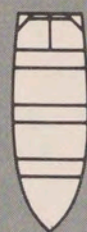
**SPECIFICATIONS:**

Gun'l length 14' 10"  
L.O.A. 14' 2"  
Beam 68"  
Depth 28"  
Approx. Wt. 210 lbs.  
3 Seats  
Deck 24"  
Transom width 59"  
O.B.C. Max. 50 H.P.




**SPECIFICATIONS:**

Gun'l length 14' 7"  
L.O.A. 14'  
Beam 62"  
Depth 26"  
Approx. Wt. 165 lbs.  
3 Seats  
Deck 26"  
Transom width 54"  
O.B.C. Max. 35 H.P.



**SPECIFICATIONS:**

Gun'l length 14' 4"  
L.O.A. 14'  
Beam 59"  
Depth 25"  
Approx. Wt. 160 lbs.  
2 Seats  
Deck 64"  
Transom width 50"  
O.B.C. Max. 30 H.P.



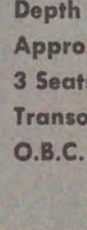
**SPECIFICATIONS: U-13 R-14**

Gun'l length 12' 9"	14' 4"
L.O.A. 12' 1"	14'
Beam 56"	59"
Depth 24"	24"
Approx. Wt. 128 lbs.	140 lbs.
3 Seats	3 Seats
Transom width 50"	50"
O.B.C. Max. 15 H.P.	20 H.P.




**SPECIFICATIONS: L-12 N-14**

Gun'l length 12' 4"	14' 4"
L.O.A. 12'	14'
Beam 52"	54"
Depth 20"	20"
Approx. Wt. 90 lbs.	105 lbs.
3 Seats	3 Seats
Transom width 44"	44"
O.B.C. Max. 7 1/2 H.P.	10 H.P.




**SPECIFICATIONS:**

Gun'l length 12' 4"  
L.O.A. 12'  
Beam 52"  
Depth 20"  
Approx. Wt. 83 lbs.  
3 Seats  
Deck 18"  
Transom width 44"  
O.B.C. Max. 7 1/2 H.P.



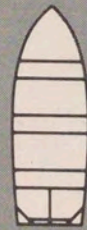
**SPECIFICATIONS:**

Gun'l length 12' 5"  
L.O.A. 12'  
Beam 50"  
Depth 17"  
Approx. Wt. 73 lbs.  
3 Seats  
Deck 26"  
Transom width 50"  
O.B.C. Max. 7 1/2 H.P.



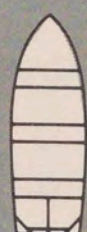
**SPECIFICATIONS: P-13 Q-14**

Gun'l length 12' 9"	14' 5"
L.O.A. 12' 1"	14'
Beam 56"	58"
Depth 24"	24"
Approx. Wt. 129 lbs.	145 lbs.
3 Seats	3 Seats
Deck 27"	27"
Transom width 50"	50"
O.B.C. Max. 20 H.P.	30 H.P.



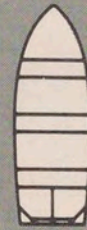
**SPECIFICATIONS: M-12 K-14**

Gun'l length 12' 5"	14' 5"
L.O.A. 12'	14'
Beam 52"	54"
Depth 20"	20"
Approx. Wt. 95 lbs.	110 lbs.
3 Seats	3 Seats
Deck 20"	20"
Transom width 44"	44"
O.B.C. Max. 10 H.P.	15 H.P.



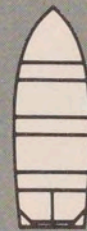
**SPECIFICATIONS:**

Gun'l length 12' 5"  
L.O.A. 12'  
Beam 52"  
Depth 22"  
Approx. Wt. 104 lbs.  
3 Seats  
Cockpit 33" x 9"  
Transom width 44"  
O.B.C. Max. 10 H.P.



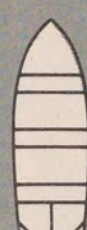
**SPECIFICATIONS:**

Gun'l length 15' 8"  
L.O.A. 14' 7"  
Beam 66"  
Depth 35"  
Approx. Wt. 500 lbs.  
2 Seats  
Deck 66"  
Transom Height 20"  
Transom width 61"  
Max. rating 60 H.P.




**SPECIFICATIONS:**

Gun'l length 10'  
L.O.A. 9' 6"  
Beam 49"  
Depth 20"  
Approx. Wt. 67 lbs.  
2 Seats  
Transom width 44"  
O.B.C. Max. 5 H.P.



**SPECIFICATIONS:**

Gun'l length 15'  
L.O.A. 14' 2"  
Beam 67"  
Depth 29"  
Approx. Wt. 340 lbs.  
2 Seats  
Deck 57"  
Transom width 52 1/2"  
Max. rating 45 H.P.




**SPECIFICATIONS: C-17 CS-16**

L.O.A. 17'	15' 9"
Beam 35"	35"
Depth 14"	14"
Height 27 1/2"	
Approx. Wt. 79 lbs.	81 lbs.
	Deck 22"
Max. cargo capacity including 2 people 1000 lbs.	O.B.C. Max. 5 H.P.

**SPECIFICATIONS: FG-12 FG-14**


Gun'l length 12' 5"	14' 4"
L.O.A. 12'	14'
Beam 52"	56"
Depth 20"	25"
Approx. Wt. 140 lbs.	220 lbs.
3 Seats	3 Seats
Transom width 44"	52"
Max. rating 10 H.P.	40 H.P.

**RSD-14**



Price and value go hand in hand with this 14-foot runabout. Features styling, performance, stability and handling ease. Equipped with rear seat back and walk-through arrangement forward. Two-tone natural aluminum and red enamel finish. STYROFOAM FLOTATION.


STANDARD EQUIPMENT: bow eye, bow and stern handles, automatic bailer, control mounting block.



**U-13 and R-14**

The Aero-Line U-13 and R-14 models offer exceptional value for your boat dollar. Featuring bulkheaded aluminum seats with varnished wood tops, pressed-in spray rails, blue non-skid interiors and red enamel exteriors. STYROFOAM FLOTATION.

STANDARD EQUIPMENT: bow casting, stern handles and oar locks.



**L-12 and N-14**

Two very popular 12 and 14 foot fishing models in the low-priced field. Featuring bulkheaded aluminum seats with varnished wood tops, pressed-in spray rails, blue non-skid bottoms and red enamel exteriors. STYROFOAM FLOTATION.


STANDARD EQUIPMENT: bow casting, stern handles and oar locks.



**Z-12**

One of the best buys on the market today! Features bulk-headed aluminum seats, heavy duty transom knee, deck, and non-skid bottom paint. STYROFOAM FLOTATION.



STANDARD EQUIPMENT: bow handle, stern handles and oar locks.



**G-12**

This fine little boat has a sled type bow and a flat bottom. Features rugged construction, light weight, stability, handling ease and top performance with small range motors. STYROFOAM FLOTATION.


STANDARD EQUIPMENT: bow eye, stern handles and oar locks.



**SUPER SATELLITE 16**

Carries a top rating for maneuverability, stability and extreme dryness. Features swept-wing tail fins incorporated into the hull and deck, flared bow, fortified double bottom, walk-through seat back and STYROFOAM FLOTATION.


STANDARD EQUIPMENT: windshield, upholstery, bow and stern lights, bow eye, stern handles, cleat and chocks, 2 automatic bailers and control mounting block.



**NEPTUNE 16**

Features fortified double bottom, rubber molding gunwale guard, multi-color interior and STYROFOAM FLOTATION. Illustrated is the "Neptune Deluxe". The "Neptune" is also available in a standard model less windshield, and upholstery. The standard model is completely open aft.


STANDARD EQUIPMENT: . . . "Neptune Deluxe": windshield, upholstery, bow and stern handles, bow eye, automatic bailer and control mounting block.



**VENUS 15**

Features fortified double bottom, walk-through front seat back, rubber molding gunwale guard, multi-color interior and STYROFOAM FLOTATION. Illustrated is the "Venus Deluxe". The "Venus" is also available in the standard model, less windshield, and upholstery.

STANDARD EQUIPMENT . . . "Venus Deluxe": windshield, upholstery, bow and stern handles, bow eye, automatic bailer and control mounting block.



**FG-12 and FG-14**

Two swell fiberglass fishing models that will give you years of use with maintenance always at a minimum. Stable, dry and dependable . . . ideal for resort owners and boat liveries.

STANDARD EQUIPMENT: bow casting, stern handles, oar lock sockets and aluminum gunwale guard. FG-14 in addition to above has bow eye and automatic bailer.

### AERO-LINE GUARANTEE

All registered AERO-LINE boats are guaranteed to the original purchaser for one full year against hull punctures in normal use on water and for a period of 90 days from date of purchase, against materials and workmanship. Repairs necessary during the guarantee periods, from normal use on water, will be made free of charge by the factory.

Transportation to and from the factory shall be paid by the boat owner. Any repairs necessary as the result of abuse or negligence will be made at cost by the factory.

This guarantee does not apply to damage sustained while boats are in transit, nor does it apply to windshield breakage, upholstery damage or physical paint damage.

To put the guarantee into effect, the warranty card must be filled out and mailed to the main office in St. Charles. Harwill, Inc., will not be held liable for dealer misrepresentation of this guarantee.

HARWILL, INC.

ST. CHARLES, MICHIGAN

### AERO-GLAS GUARANTEE

All registered AERO-GLAS boats are guaranteed to the original purchaser for one full year against hull punctures in normal use on water and for a period of 90 days from date of purchase, against materials and workmanship. Repairs necessary during the guarantee periods, from normal use on water, will be made free of charge by the factory.

Transportation to and from the factory shall be paid by the boat owner. Any repairs necessary as the result of abuse or negligence will be made at cost by the factory.

This guarantee does not apply to damage sustained while boats are in transit, nor does it apply to windshield breakage or upholstery damage.

To put the guarantee into effect, the warranty card must be filled out and mailed to the main office in St. Charles. Water Wonderland Boat Co., Inc., will not be held liable for dealer misrepresentation of this guarantee.

WATER WONDERLAND BOAT CO.

ST. CHARLES, MICHIGAN

### AEROCRAFT


**AERO-CRAFT** offers a complete line of quality accessories.

**AERO-RIDE TRAILERS** Your best bet for ease of trailing  
*rugged . . . safe . . . dependable*  
*Leads the field in styling, engineering and performance.*



#### MODEL OB-50

A leader of the field in popularity. Small wheels, 4:00 x 8", are a feature of this model, providing low center of gravity and excellent trailing characteristics.



#### MODEL OB-60

This low-priced trailer features pre-load transverse spring suspension . . . Safe, whip-free, smooth trailing guaranteed under the recommended load.



#### MODEL OB-40 A-FRAME

The A-frame is made of heavy-duty box frame steel sections. Extra-large rubber rollers are adjustable, as are the extra-long, longitudinally positioned, padded cradles. Load capacity is 900 lbs.

Aero-Ride offers many other models (not illustrated here.) Please contact the sales office for more information. For trailer prices, see current price list enclosed.

MODEL	LOAD CAPACITY	TONGUE LENGTH	WHEEL SIZE
OB-60	400 lbs.	14'	4:00x8"
OB-50	600 lbs.	14' & 16'	4:00x8"
OB 50 A-FRAME	600 lbs.	14' & 16'	4:00x8"
OB 40	900 lbs.	14' & 16'	4:80x12"
OB-40 A-FRAME	900 lbs.	14' & 16'	4:80x12"

### INVITATION

*You are cordially invited to visit your*  
**AERO-CRAFT DEALER**

*. . . to see the complete line of aluminum and fiberglass boats . . . Aero-Craft, the quality line . . . Aero-Line, the economy line . . . Aero-Glas, the finest in fiberglass. Also, be sure to pick up a copy of the 1959 AERO-CRAFT big general catalog.*

### EXPORTERS

Universal Sports Inc.  
4 East 39th Street  
New York, New York

Exclusivas Oriol Company  
Caracas, Venezuela

Specifications subject to change without notice.

# AEROCRAFT



PLACE  
STAMP  
HERE