



ARCHIMEDES PENTA

with loop scavenging





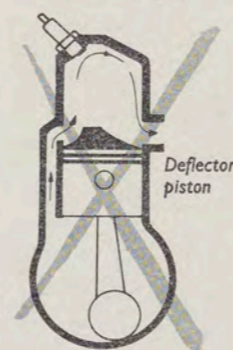
Scandinavians are a sea-loving people. And have learnt how to travel on water quickly and in comfort. Scandinavian marine engineers and designers have always been among the world's most prominent. A Swede, John Ericsson, invented the propeller in 1848.

In 1912 a Swedish engineer, C. A. Hult, designed his first now-legendary outboard motor. It brought the name of Archimedes-Penta to the attention of the world and formed the foundation on which Europe's largest outboard motor manufacturing plant was subsequently built. Today, Archimedes-Penta combines modern outboard motor technology, based on many years of experience, with Swedish two-stroke engine know-how.

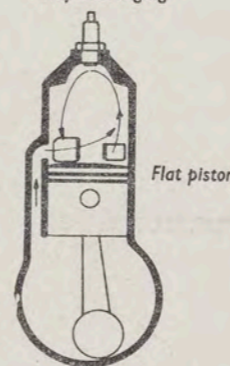
As a result we are now able to present the finest range of outboards ever to leave the Archimedes-Penta assembly line — and the most attractive. They have been styled by Sigvard Bernadotte, foremost industrial designer in Scandinavia today.



Crossflow scavenging



Loop scavenging



Lowest price per knot with loop scavenging

Loop scavenging is the reason for the acknowledged fuel economy of Archimedes-Penta outboards. This feature ensures effective combustion in the cylinders. The transfer ports are located at 90° to the exhaust port. Efficiency is higher than in crossflow scavenging and fuel consumption lower.

550 OFFSHORE



The famous Archimedes-Penta sports motor. Three cylinders, three carburetors, three ignition coils, induction silencer and 6-point suspension on rubber mounts ensure smooth, quiet running. The best acceleration and by far the lowest fuel consumption in its class.



A regular race-winner

Archimedes-Penta 550 is a handsome power unit with advanced technical specification for those who want the fastest boat for racing or recreation. An impressive list of victories in Cruiser Class races shows that it is equal to any task, Class winner in the 1969 Scandinavian Championships and other races.

450 OFFSHORE



Most popular high-speed outboard in the AP range. Three-cylinder, loop-scavenged 500 cc two-stroke engine developing 45 brake h.p. Ideal for the majority of fast sports craft. Vivid acceleration. Low fuel consumption — approx. 1³/₄ Imp.gall. (8 litres) per hour at cruising speeds.



Water-skis and Archimedes-Penta — a popular combination

Archimedes-Penta 550 and 450 outboards are powerful enough for even the most experienced water-skier when it comes to acceleration and steady high-speed running. They are ideal outboards for keeping costs down without economizing on quality and are recommended by Keith Rose and Peter Gowan, England's widely-read water-ski writers.

360 OFFSHORE



An ideal workaday outboard. World-famous for low fuel consumption. Three cylinders, 36 brake h.p. Provides constant, high-speed cruising for family boats and ski boats. Powerful, robust and reliable. One carburettor and fixed ignition timing which is not affected by changes in throttle settings ensure easy handling and simple servicing.



Cast off and cast away your cares

It's a splendid feeling to take the boat and go for a trip to find new bays and beaches or try new fishing waters. Wonderful to cast off and leave your cares behind. Archimedes-Penta opens up the waterways to put more pleasure into leisure time.

250 CRUISING



A superb allround outboard. Twin cylinders, 25 horsepower. Loop scavenging as in all outboard motors in the Bernadotte line. Technical refinements include thermostat-controlled cooling, two special carburetters, integral generator, and automatic bilge pump. Outstanding fuel economy. Approx 1 1/4 Imp.Gall. (5.5 litres) per hour at the most economical cruising speed.



A 20th-century Viking

Drive down to the water and take the boat pack off the roof rack. Inflate the boat. An Archimedes-Penta 250 is in the boot. With a little practice you can put it together all by yourself. And then out and away over the water, wherever you fancy. With remote control it will be fine for water skiing too.

A series of technical victories...

Whatever your boat and whatever speed you choose, an Archimedes-Penta will give you the "lowest price per knot". World-famous Archimedes-Penta fuel economy is built into every motor in this year's Bernadotte line.

loop scavenging in every outboard

See them... try them... buy them...



Antique Boat Museum

wait

Manufacturing & Marine Sales Company

406-410 S. Peoria / P.O. Box 1015 / Tulsa, Okla. 74101 / Area Code 918 584-3334
Representatives / Warehousing / Distributors / Service

October 27, 1970

Mr. Bill Siegenthaler
Siegenthaler's Utica Boat Service
Rt #5A Traffic Circle
Yorkville, New York

RE: Archimedes-Penta Outboard
Motors, Sales
Detroit Trade Show

Dear Mr. Siegenthaler:

We appreciate your recent interest shown in the Archimedes-Penta outboard motors. These engines are ^{500hp} unique and initial merchandising efforts will be directed in your area. We are enclosing, for you, our FIRST catalogue showing the Archimedes-Penta line of outboard motors.

This engine line has years of acceptance, is feature packed, and competitively priced. It meets both consumers needs and dealers requirements. Perhaps the opportunity presented in Archimedes-Penta can be your advantage.

May we now please hear from you for an appointment or call for further information.

Sincerely yours,

WAIT MFG. & MARINE SALES CO.

Logan [Signature]

I am interested in the following:

Your Company: SIEGENTHALER'S UTICA BOAT SERVICE
Address: RTE 5A TRAFFIC CIRCLE
City: YORKVILLE, N.Y.
See: BILL SIEGENTHALER
Title: OWNER/MGR

RD ENGINEERING — UDM 3S ROLLER-BEARING PULLEYS
WEEDERS — MERRY TILLER — RYAN TURF EQUIPMENT —
BLADE SAWS — ROOF MOWERS — PAR-AIDE — STANDARD
— ROCKWELL — EDESEL STEEL SHELVING.

Powerful medium-size motor with many refinements as standard



120 CRUISING

A technical triumph among medium-size outboard motors. Ideal for open family boats. Easy and enjoyable to operate. 12 h.p. Fuel consumption approx. $\frac{2}{3}$ Imp.gall. (3 litres) per hour at economy cruising speed. Special induction valve ensures perfect idling. One-hand gear throttle control and automatic bilge pumping.



80 FISHING

An ideal outboard for the majority of small boats and an excellent auxiliary motor for sailing boats. 7.5 h.p., twin cylinders, water cooled. Valve-controlled induction. Steering friction screw ensures dead-straight course when required. Twist-grip throttle on tiller. Swings right round for reversing. Separate 2.4 Imp.gall. (11 litres) fuel tank. Generator with lighting socket is standard.



Bilge pump

Bailing is old-hat when you have an Archimedes-Penta. A built-in bilge pump fitted to the 120 and 250 models pumps about 150 gallons (700 litres) per hour. It is equipped with a special intake head (patents pending) which ensures that regardless of its position the head will always suck up the water with maximum efficiency.



Generator

When making a comparison between different makes of outboard — and comparing prices — remember that a generator is included as standard in all AP models except the 120. All motors with electric starting are equipped with a rectifier as standard so you avoid extra costs for the assurance of always having a fully-charged battery.



Cupped weed-cutting propeller

Models 120 and 250 are both equipped with a cupped weed-cutting standard three-blade propeller. Many years of experience in racing with cupped propellers shows that they improve efficiency and give a better grip on the water. The cupped propeller is self cleaning due to the cutting edge being angled rearwards so that seaweed, etc. does not get entangled.

Small, rugged, easy-to-use outboards



50 FISHING

Dependable. Does not foul plugs even when used for slow trolling. Steering friction screw ensures a dead-straight course when required. Twist-grip throttle on tiller. Separate fuel tank.



40 FISHING

Easy-starting, single-cylinder, air and water cooled 4 h.p. outboard motor. Weight 33 lb. (15 kg). Rubber-mounted drive shaft assembly. All exposed underwater parts are of stainless steel. Adaption available for connection to separate fuel tank.



35 FISHING


"Junior" is a high-class, low-cost outboard motor, 3.5 h.p. Magnapull starting. Portable-weighs 28 1/2 lb. (13 kg). Easy to stow in car. Practical for fishing. Good auxiliary for sailing boats.



Antique Boat Museum

U22 OLDTIMER

A legendary work-horse for heavy boats. World-wide reputation. Designed expressly for maximum pulling power and economy. Owing to the low fuel consumption, boats can carry a bigger useful load. This is an important consideration in parts of the world where refuelling points may be several days' travel apart.




Archimedes-Penta goes all over the world

The U 22 has spread the concept of Swedish quality all over the world. On African rivers, in the jungle regions of South America and among the South Sea islands the U 22 has made the name of Archimedes-Penta as well-known for power, reliability and economy as it is along the various waterways of Europe and at home in the Swedish archipelagos.

Following in the footsteps of the U 22, the new Bernadotte line is currently exported to 82 countries throughout the world.

As an internationally renowned manufacturer, Archimedes-Penta has a reputation to uphold. Archimedes-Penta outboard motors are designed to work unfailingly under all conceivable operating and climatic conditions. Tropical countries, for instance, necessitate out-of-the-ordinary resistance to corrosion as well as highly efficient ignition and cooling systems. Chilly Scandinavian climates call for special attention to easy starting in all weathers. Outboard motors of simple and straightforward design providing easy accessibility for service are appreciated in all countries everywhere.



In some parts of the world today outboard motors are synonymous with the Archimedes-Penta U 22. Simple, rugged design, excellent fuel economy and impressive pulling power are the chief reasons for its success, but these are persuasive points, and easily understood in any language!

Pictured on the opposite page is Leif "Honken" Holmqvist, world-famous Swedish ice-hockey goalie, who in the summer is also a successful helmsman in Cruiser Class races with his Archimedes-Penta 550.



Dan Broström, the Swedish Lifeboat Service's modern rescue cruiser, has its lifeboat equipped with a 12 h.p. Archimedes-Penta. A 5-metre glassfibre reinforced plastic boat with buoyancy tanks, this lifeboat is used for the actual rescue work. On boats of this kind it is essential for the motor to be easy-starting, easily manoeuvrable and capable of putting out enough power when the situation demands it.

	35 FISHING	40 FISHING	50 FISHING	80 FISHING	120 CRUISING	250 CRUISING	360 OFFSHORE	450 OFFSHORE	550 OFFSHORE	U22 OLDTIMER
Technical specifications										
Motor	Single-cyl., 2-stroke. Loop scavenging	Single-cyl., 2-stroke. Loop scavenging	Single-cyl., 2-stroke. Loop scavenging	2-cyl., 2-stroke Loop scavenging	2-cyl., 2-stroke Loop scavenging	2-cyl., 2-stroke Loop scavenging	3-cyl., 2-stroke Loop scavenging	3-cyl., 2-stroke Loop scavenging	3-cyl., 2-stroke Loop scavenging	2-cyl., 2-stroke Cross flow scavenging
Performance	3.5 hp	4 hp	5 hp	7.5 hp	12 hp	25 hp	36 hp	45 hp	55 hp	15 hp
Speed range, r.p.m.	3.200-4.000	3.800-4.000	3.800-4.200	4.500-5.500	4.800-5.800	4.800-5.500	5.000-5.800	5.000-5.800	5.000-5.800	2.800-3.200
Cylinder capacity	70 cc	70 cc	70 cc	140 cc	200 cc	333 cc	499 cc	499 cc	600 cc	345 cc
Bore x stroke	45x44 mm	45x44 mm	45x44 mm	45x44 mm	50x50 mm	60x58.8 mm	60x58.8 mm	60x58.8 mm	62x66 mm	60x61 mm
Compression ratio	9,5:1	9,5:1	9,5:1	12:1	11:1	12:1	7,5:1	10:1	9,5:1	7,5:1
Gear ratio	13:25	13:25	13:25	13:25	12:28	12:28	13:29	13:29	16:29	16:28
Propeller	2-blade	2-blade	2-blade	3-blade	3-blade	3-blade	3-blade	3-blade	3-blade	3-blade
Prop. diam x pitch	210x140 mm	210x140 mm	210x140 mm	210x190 mm	230x250 mm Spec. prop. available	230x250 mm Spec. prop. available	285x310 mm Spec. prop. available	270x370 mm Spec. prop. available	285x310 mm Spec. prop. available	285x235 mm
Cooling	Air + water	Air + water	Air + water	Water (thermostat)	Water (thermostat)	Water (thermostat)	Water (thermostat)	Water (thermostat)	Water (thermostat)	Propeller circulated water cooling
Weight	29 lb. (13 kg)	33 lb (15 kg)	35 lb (16 kg)	42 lb. (19 kg)	62 lb (28 kg)	73 lb (33 kg)	125 lb (57 kg) 360E: 136 lb (62 kg)	125 lb (57 kg) 450E: 136 lb (62 kg)	130 lb (59 kg) 550E: 141 lb (64 kg)	99 lb (45 kg)
Fuel tank capacity	0.42 Imp.gall. (1.9 litres) integral	0.42 Imp.gall. (1.9 litres) integral	2.4 Imp.gall. (11 litres) separate	2.4 Imp.gall. (11 litres) separate	3.3 Imp.gall. (15 litres) separate	5.5 Imp.gall. (25 litres) separate	5.5 Imp.gall. (25 litres) separate	5.5 Imp.gall. (25 litres) separate	5.5 Imp.gall. (25 litres) separate	5.5 Imp.gall. (25 litres) separate
Electrical system		Integral generator, 6V 17W	Integral generator, 6V 17W	Integral generator, 6V 32W. Lighting plug		Integral gen. 12V 45W. Lighting plug and battery charging. Extra: Elec. start	Integral gen. 12V 50W. Light plug. Optional: battery charging set. 360E: Elec. start and battery charging	As for 360, 360E	As for 360, 360E	
Controls	Magnapull start. 180° turn for astern running	Magnapull start. 180° turn for astern running Optional: Adapter for connection to separate tank	Magnapull start. 180° turn for astern running. Twist throttle in tiller	Twist throttle in tiller. Neutral. 180° turn for astern running	Neutral and reverse. Twist throttle in tiller synchronised with gear shift. Bilge pump. Optional: Remote throttle and gear shift controls	Neutral and reverse. Tiller with twist control synchr. with gear shift. Bilge pump. Optional: Remote throttle and gear shift controls	Neutral and reverse. Optional: remote throttle and gear controls or special tiller. 360E: Elec. remote control of start choke and stop	As for 360, 360E	As for 360, 360E	Tiller. Lever-operated throttle and magneto control
Transom height: standard extension	15 in (380 mm)	15 in (380 mm) 23 in (580 mm)	15 in (380 mm) 25 in (630 mm)	15 in (380 mm) 25 in (630 mm)	15 in (380 mm) 20 in (510 mm)	15 in (380 mm) 20 in (510 mm)	15 in (380 mm) 20 in (510 mm)	15 in (380 mm) 20 in (510 mm)	15 in (380 mm) 20 in (510 mm)	18 in (450 mm) 22 in (550 mm) 26 in (650 mm)

We reserve the right to alter specifications without previous notice

Top-grade service

Archimedes-Penta has the comprehensive service organization you expect of a brand sold the world over. Experts and spare parts are always within easy reach. All engines are furthermore designed

to ensure easy access for servicing — another feature that makes the new Archimedes-Penta the best buy

The right accessories

You can easily tailor the engine installation to suit your preferences and the boat perfectly.



AB ARCHIMEDES-PENTA

P. O. Box 75, S-161 26 Bromma 1, Sweden

REPRESENTATION
WAT MFG. AND MARINE SALES CO.
406 - 410 SOUTH PEORIA
TULSA, OKLAHOMA 74120
PH. AC 918 584-3334 TELEX 49-2374