



*Scott-Atwater*  
**OUTBOARD  
ACCESSORIES  
CATALOG**

**1953**

You get MORE with  
*Scott-Atwater*

Antique Boat Museum

## REMOTE SHIFT AND SPEED CONTROL KITS

"Skipper" your boat from up front with these easily-installed controls

### ADD INBOARD CONVENIENCE TO YOUR OUTBOARD



Imagine being able to sit up front and pilot your boat! Just as you would with an inboard cruiser! No more hanging onto the motor handle—no need to go near the motor once you're under way.

A Scott-Atwater Remote Control kit puts throttle and gear shift levers on either side of the boat—right at hand for fast, easy operation. You see where you're going at all times for extra safety.

You can install Remote Controls yourself—or have your Scott-Atwater dealer do it at a small charge. Kit includes complete instructions. All parts are sturdy and rust-resistant. Standard 10 ft. cable can be shortened if necessary. Longer length cables are available on special order.

#### NOTE:


To get the best performance from your boat, install Scott-Atwater Remote Controls in rear cockpit or in front of first seat forward from transom seat.



509-4675 Remote Speed and Shift Control Kit for Models 509, 519, 3925 and 3935 series, 16 h.p. . . . . \$39.50



3835-4675 Remote Speed and Shift Control Kit for 1953 Gold Pennant Models, 7½ and 10 h.p. . . . . \$35.50



B18-200 Remote Speed and Shift Control Kit for Model 493, 7½ h.p. . . . . \$37.95  
518-4675 Remote Speed and Shift Control Kit for all models, 1950-52, 7½ and 10 h.p. . . . . \$39.50

## REMOTE CONTROL HARDWARE

Everything you need to set up safe, positive motor control from any boat position.


B21-50



STEERING WHEELS

Half-wheel design permits easy access to cockpit in small boats. Mounting is rugged cast aluminum, buffed to gleaming finish. Wheel is cast aluminum, finished in maroon-colored plastic.

- B21-50 14" Steering Wheel (Runabout Type) . . . \$13.45
- B21-40 14" Steering Wheel (Racing Type) . . . \$10.45



ALUMINUM TILLER BAR

For attaching rope for remote steering. Made of sturdy cast aluminum. Special studs and directions included. Fits all Scott-Atwater motors through 7½ h.p., 1946-53 models.


- 493-3630 Tiller Bar . . . . . \$3.50



STEEL TILLER BAR

Cadmium-plated steel bar, complete with nuts and bolts, is easy to install for remote steering. Fits all 10 and 16 h.p. Scott-Atwater motors through 1953. Instructions included.


- 509-3628 Tiller Bar . . . . . \$2.00



REMOTE THROTTLE CONTROL KIT

Everything for fastening Bowden cable controls to carburetor. Directions included. Fits Scott-Atwater motors through 10 h.p., 1948-53 models.


- 518-4680 Remote Throttle Butterfly Control Kit . . . . . \$2.50



REMOTE THROTTLE CONTROL KIT-16 HP

Precision-made parts for installing remote throttle control on the Scott-Atwater "16," 1950-53 models. Instructions included.


- 509-4680 Remote Throttle Control Kit—16 HP . . . . . \$2.50



SNAP SWIVEL TILLER ROPE BLOCK

Designed for quick attaching of tiller rope to tiller bar. Bronze sleeve, with brass collar bearing, rotates easily. Rugged.

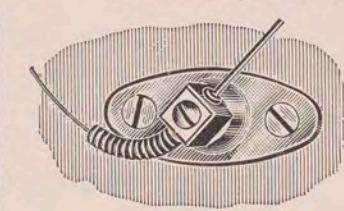
- B20-5783 Snap Swivel Tiller Rope Block . . . . . \$2.00 ea.



SWIVEL EYE TILLER ROPE BLOCK

Designed for guide pulleys. Same material as B20-5783. Drilled for No. 10 wood screws.

- B20-5783 Swivel Eye Tiller Rope Block . . \$1.75



BOWDEN CASING BRACKET CLAMP

For fastening Bowden casing up off floor of boat. All-brass clamp turns freely in bracket.


- B20-922 Bowden Casing Bracket Clamp . . . . \$ .75



"S" HOOK

Used for coupling pulleys to tiller bar. Not required when snap swivel pulley (B20-5783) is used. Made of galvanized steel. Diameter, ¼".

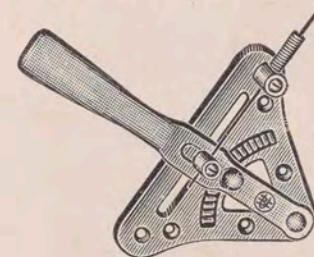
- B20-267 "S" Hook . . . \$ .10



TILLER ROPE

Will not stretch; extremely tough and durable. Made of braided cotton cord with flexible cable center. Diameter, ¾".

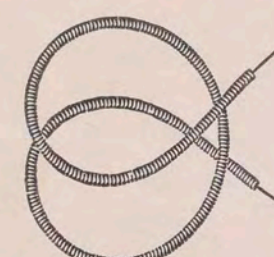
- B18-1065 Bronze Center Tiller Rope . . . \$ .10 per ft.



THROTTLE CONTROL

This straight-line-action throttle control eliminates kinking of exposed wire. Made of solid bronze. Mount on either side of boat.


- B20-9262 Throttle Control . . . . . \$2.90



FLEXIBLE BOWDEN WIRE AND CASING

Ten feet of durable brass casing, phosphor bronze wire. Use with throttle control (B20-9262).

- B20-925 Bowden Wire and Casing . . . . . \$3.00



TILLER ROPE CLAMP

The neatest, quickest way to fasten ends of tiller lines. Eliminates knots. Easily adjusted with screwdriver. All brass; fits ¾" rope.

- B20-327 Tiller Rope Clamp . . . . . \$ .32 ea.



TILLER ROPE GUIDES

For free running of tiller rope with minimum wear. Made of corrosion-resistant aluminum . . . highly polished.

- B20-576 . . . . . \$ .45 ea.
- B20-5770 . . . . . \$ .45 ea.



STEERING ROPE TIGHTENER

Cadmium-plated steel spring keeps tension on tiller rope at all times. Compressed length, 9¾". Maximum pull, 160 lbs.

- B20-5813 Steering Rope Tightener . . \$ .70 ea.

# "STOWAWAY" GAS TANK AND ADAPTOR KITS

For longer cruising range without re-fueling.



509-8823 "STOWAWAY" GAS TANK

The Scott-Atwater "Stowaway" Gas Tank scuttles the bother and mess of re-fueling while on the water. Easily adapted to all Scott-Atwater 5, 7.5 and 10 h.p. models. (Standard equipment on the Scott-Atwater 16 h.p. and Gold Pennant Models.)

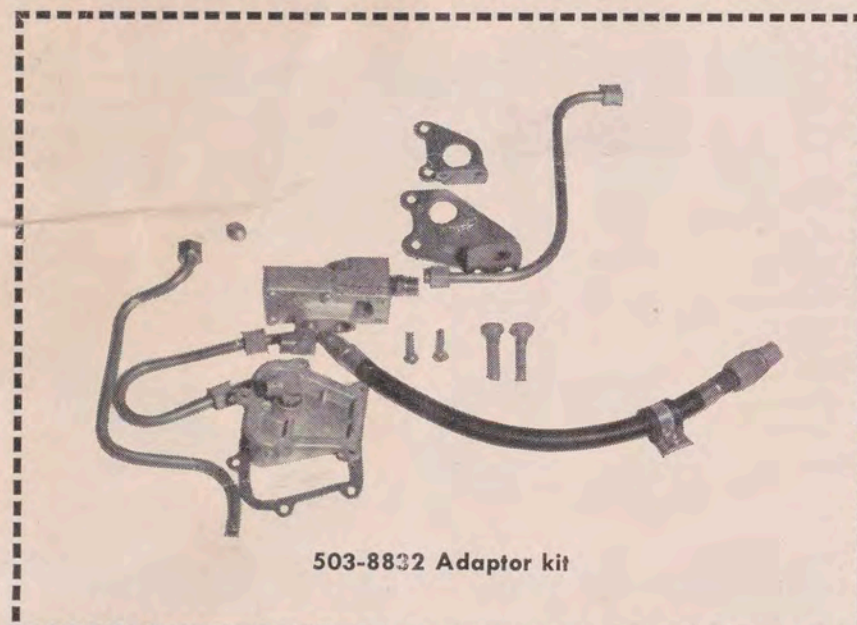
The 6-gallon tank is non-pressurized—completely safe. Fitted with cast aluminum carrying handle and easy-to-read fuel gauge. Slides under most boat seats. Connects to the motor's powerhead with a *single* 12-foot hose that is not under pressure.

An automobile-type fuel pump draws gas from tank to carburetor when motor is in operation. Priming is done by squeezing the priming pump built into the hose. Four squeezes fills carburetor for starting.

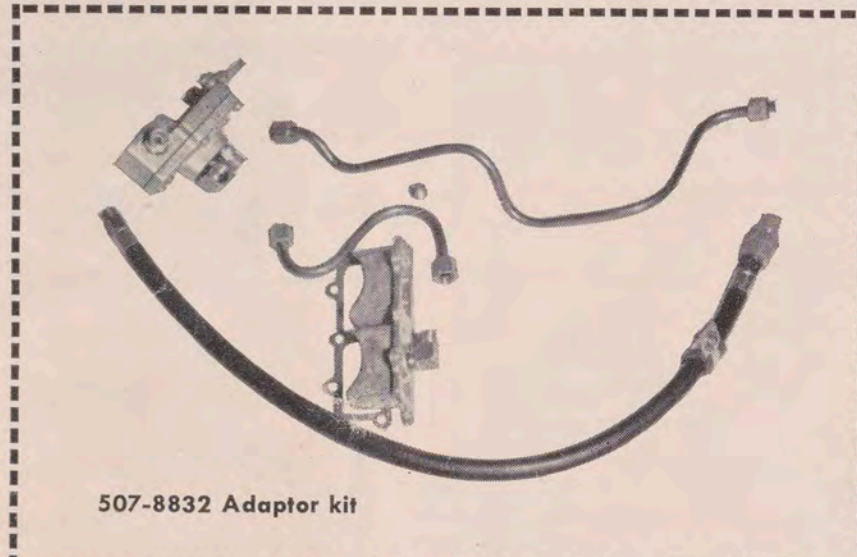
## ADAPTOR KITS

You can quickly adapt your Scott-Atwater motor for a "Stowaway" Tank with one of these complete kits. No drilling or special tools needed. Gas lines are already formed, all parts are included. Instructions are simple to follow. Please be sure to give model and serial number of your motor when ordering kit.

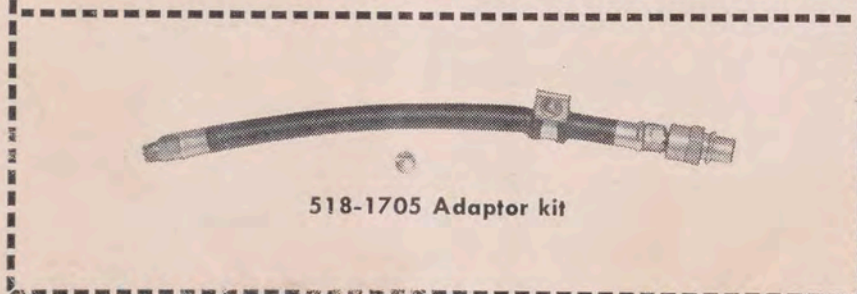
- 509-8823 "Stowaway" Tank for all kits listed.....\$24.85
- 3935-8823 "Stowaway" Tank for all '53 models only.....\$23.50
- 507-8832 Adaptor Kit for all Scott-Atwater 5 h.p. models \$15.00
- 473-8832 Adaptor Kit for Model 473, 7½ h.p. (Not illustrated).....\$15.00
- 503-8832 Adaptor Kit for Model 483, 483, 503, 7½ h.p. \$15.00
- 518-1705 Adaptor Kit for Model 518, 10 h.p. and 513, 7½ h.p.....\$ 3.00
- 3825-8832 Adaptor Kit for Model 3825 and 3825.....\$ 6.50



503-8832 Adaptor kit



507-8832 Adaptor kit




518-1705 Adaptor kit



Antique Boat Museum

# MAINTENANCE ITEMS

To prolong motor life, maintain appearance, improve performance.



## SPARK PLUGS

Carry a spare spark plug and be prepared for emergencies. Use only the plug recommended for your motor.

- 461-500 For all models thru 7½ h.p., 1946-53. \$ .85
- 508-500 All 10 h.p. models.....\$ .85
- 509-500 All 16 h.p. models.....\$ .85

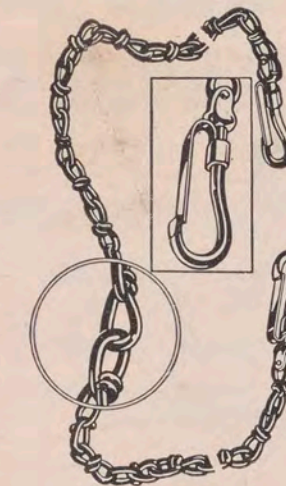


## FILTER FUNNEL

Stops motor trouble before it starts. Built-in filter of fine mesh screen keeps dirt and lint out of fuel tank. Funnel is made of gas-proof, dent-proof plastic. Small enough to fit in tackle box.



B1-10 Filter Funnel...\$1.25



## OUTBOARD MOTOR SAFETY CHAIN

Four-foot steel chain (650 lb. test) with covering of oilproof, weatherproof Neoprene. Non-rattling, non-marring. Complete with 2 swivel snaps.

B13R4 Outboard Safety Chain...\$1.35



## "PROTECTO" MOTOR AND BOAT PLATE

Provides firm surface for attaching motor; prevents marring of transom by motor brackets. Made of ¼" stamped aluminum. Overall size 3⅞" x 8⅜". Complete with 4 mounting screws.

B19 "Protecto" Motor and Boat Plate...\$1.25



Keep your power dry with

## SPARKY

the sensational new SPARK PLUG CONNECTOR

Eliminates starting troubles caused by condensation or water splash on your spark plugs.

- 3335-501 For all models except 16 H.P. \$ .36 ea.
- 3935-501 For all 16 h.p. models.....\$ .36 ea.

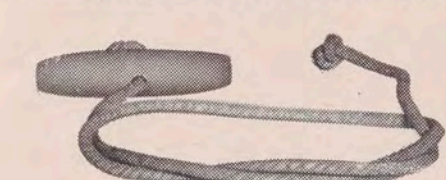


## SPRAYON PRODUCTS

Packed in self-spraying, pressurized cans. Finger touch releases fine spray exactly where you want it. 12-ounce can is ample to finish any Scott-Atwater motor in original matching color.

- B25-900 GREEN matches enamel of Scott-Atwater gas tank, skirts and starting housing. 12-oz. can...\$2.25
- B25-600 ALUMINUM matches paint on Scott-Atwater exhaust housing, boat brackets and lower unit. 12-oz. can...\$2.25
- B25-200 PENNANT GOLD, 12-oz. can...\$2.25
- B25-400 PENNANT GREEN, 12-oz. can...\$2.25
- B25-800 GAS CAN RED, 12-oz. can...\$2.25
- B25-700 WATERCLEAR TOPCOAT OVERSPRAY,\* 12-oz. can...\$2.25

\*An excellent leveller over color coats—blends touch-up spots without excessive rubbing.



## MANUAL STARTING CORD

Tough, braided rope, with smooth, well-formed hardwood handle.


462-4103 Manual Starting Cord...\$ .20



## WATER PUMP REPAIR KIT

Pump damaged by sandy or silted water? Fix it easily with this handy repair kit. Step-by-step instructions included. All parts, except neoprene rotor, made of stainless steel. For 1946-47-48 Scott-Atwater models.

480-5111 Water Pump Repair Kit...\$3.00



## FLYWHEEL PULLER

Designed for quick, easy removal of flywheel. A must if you service your own motor. Protects threads on end of crankshaft from damage. Fits practically all flywheels.

5K-1680 Flywheel Puller...\$2.50



## SHEAR PINS AND COTTER KEYS

B18-493 Assortment of stainless shear pins and cotter keys. Packed in handy, plastic tube with screw cap. For all Shift models through 10 h.p. \$ .35

B18-462 Similar assortment, except that shear pins are brass. For all Scott-Atwater non-shift models...\$ .25



## BOAT SEALER "900"

For a watertight boat. Never brittle—it expands and contracts. Withstands all weather conditions. Simply flow this rubber sealer into open seams or over leaky places. Let dry and paint. For over-all, leak-stopping undercoating, apply with brush.

B26-900 Boat Sealer "900":  
Pint Can...\$1.95  
Quart...\$3.60



## OUTBOARD MOTOR MASTIC

For minor metal repairs. Seals leaky gas tanks, cracked lower units, damaged crankcases, cylinder heads. Stops leaks in metal boats. Can be sanded and painted. Resists heat, impervious to salt water, oil, gas. 1½-oz. tube.

B26-300 Outboard Motor Mastic...\$ .75



## MOTOR SEALER "1000"

Makes non-brittle seal for exhaust outlet and crankcase gaskets. Takes high temperature and is water-resistant. Fast setting. 3-oz. tube.

B26-1000 Motor Sealer "1000" \$1.15



## "AIR-DRY" TOUCH-UP ENAMEL—IN BULK

High quality, fast air drying enamel. In colors to match original finish on all Scott-Atwater models. Specify model of motor when ordering.

½ Pt. Can...\$1.00  
1 Pt. Can...1.50  
1 Qt. Can...2.50

## OTHER ACCESSORIES

To protect your motor and add to your outboarding pleasure and safety.

### COAST GUARD APPROVED LIFE PRESERVER CUSHIONS




Vinyl leatherette hand stuffed with new Java Kapok. In Red, Blue, Green, or Yellow.

**B6-303** Square style—15"x15"x2"—with attractive marine design. . . . . \$4.25

**B6-345** Same in solid colors. . . . . \$4.00

**B6-417** Large oblong style—20"x12"x2"—with marine design. . . . . \$5.00



#### TRIPLE DUTY MOTOR CASE

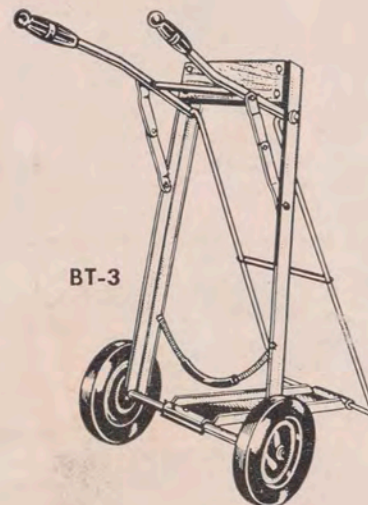
May be zipped up tight to protect entire motor; has zippered pocket to permit motor to be mounted on stand; may be used as powerhead cover only. Made of heavy, dark green, pre-shrunk duck. Waterproof.

**B3-75** Motor Case for 7½ and 10 h.p. Scott-Atwaters, 1948-53 models. . . . . \$9.95

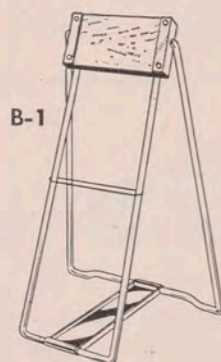
**B3-40** Motor Case for Scott-Atwater singles and 5 h.p. twins, 1948-53 models. . . \$9.95

#### GENUINE BRINKTUN MOTOR STANDS

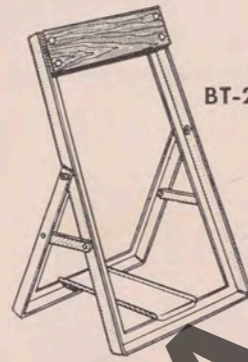
Keep your motor upright—for safer storage, for easier carting. All Brinktun stands fold for easy handling, have metal oil drip pans. Made of hardwood and metal, finished in attractive hard enamel finish and plated hardware.



BT-3



BT-1



BT-2

**Model BT-3**  
Heavy duty, free-wheeling stand. Oilite bearing wheels; 8-inch tires. Rubber grip handle bars. Rubber covered chain holds motor securely. Angle iron, steel tube construction. . . \$15.25

**Model BT-1**  
Low cost stand ideal for

cabin or camp. Light, sturdy. . . . . \$3.75


**Model BT-2**  
Extra heavy duty stand of heavy angle iron gives rigid support to biggest motors. . . . . \$7.25

**NOT PICTURED:**  
**Model BT-4.** Similar to

**BT-3**, but has dual wheels. . . . . \$21.65

**Model B-3.** Similar to BT-3, with ¾" tubular folding handle. . . . . \$13.25

**Model B-2.** All-purpose display or storage stand. Rugged. Folds flat. . . \$6.25



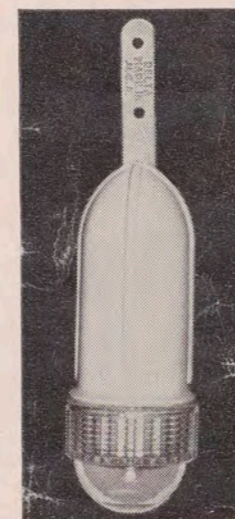
B23-A2112

#### NAVIGATION AND STERN LIGHTS

For safe outboarding at night, install these approved lights on your boat. Stern light is white, has angle bracket for attaching to boat. Navigation lights are red to port side, green to starboard, and are separated by a reflector shield. Federal regulations require lights on all boats operating in any Federal waterway.

**B23-A2112** . . . . . \$2.15

**B23-A1946** . . . . . \$ .95



B23-A1946

#### POWERHEAD COVER

When you leave your motor on the boat, protect its good looks with this waterproof cover. Slips on the powerhead in a jiffy; tie strings prevent it from blowing off. Made of heavy 10-oz. canvas; tailored to fit Scott-Atwater models 1948-53, 4 to 16 h.p. A real buy for yourself or as a gift.

**B4-750** Powerhead Cover. . . . . \$3.95



#### CAR TOP BOAT-CARRY BARS

Will carry boats up to 52" wide. Quickly adjustable to fit any car roof. Rubber suction cups hold fast. Tough, galvanized steel bars come equipped with heavy duty straps and buckles.

**B4-54** Car Top Boat-Carry Bars, pr. . . . . \$9.95

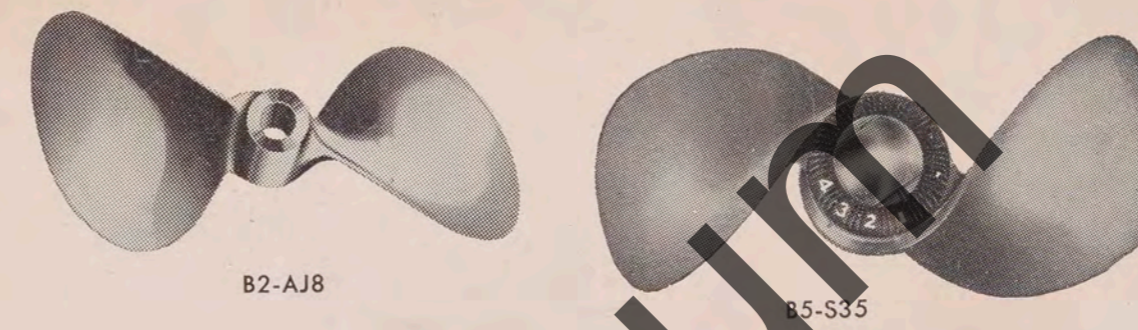


#### BOAT DECALS

Large 36" x 9" decal is red, white and green.

**B13-369** Boat Decal. . . . . \$1.15


## SPECIAL PROPELLERS



B2-AJ8

B5-S35

Part Number	Diameter & Pitch	Material	Slip Clutch	Shock Hub	Abs. No. Blades	Recommended Use	Price
<b>3.6 and 4 H. P.</b>							
480-3141	7½ x 6	Aluminum	Yes	No	2	General Purpose	\$ 4.50
461-3121	7½ x 6	Aluminum	No	No	2	General Purpose	3.50
B5-S35	Adjustable	Aluminum	No	No	2	General Purpose	12.00
<b>5 H. P.</b>							
497-3141	7½ x 7	Aluminum	Yes	No	2	General Purpose	4.50
3735-3141	7½ x 7	Aluminum	No	Yes	2	General Purpose	2.75
B2-AMC275	6¾ x 7½	Bronze	No	Yes	3	Medium Boats	9.60
B2-AMC276	6¾ x 7	Bronze	No	Yes	3	Heavier Boats	9.60
B5-S75	Adjustable	Aluminum	No	No	2	General Purpose	12.00
<b>7½ H. P.</b>							
472-3121	8 x 7½	Aluminum	No	No	2	General Purpose	4.00
483-3141	8 x 7½	Aluminum	Yes	No	2	General Purpose	4.75
3335-3141	8 x 7½	Aluminum	No	Yes	2	General Purpose	3.00
B2-A1	8 x 9	Aluminum	No	No	2	75 lb. Boats	5.40
B2-A4	8 x 7½	Bronze	No	No	2	General Purpose	6.60
B2-AJ8	7¾ x 8½	Bronze	No	No	2	Racing Lt. Runabouts	12.00
B2-AM210	7½ x 8	Bronze	No	No	3	Med. Boats, Lt. Loads	8.40
B2-AM211	7¾ x 7	Bronze	No	No	3	Med. Boats, Loaded	8.40
50-341	7½ x 8	Aluminum	No	Yes	3	Heavy Boat & Loads	8.50
B2-AMC425	7¾ x 7½	Bronze	No	Yes	3	Med. Boat, Med. Loads	9.60
B2-AMC426	7¾ x 6½	Bronze	No	Yes	3	Heavy Boat or Loads	9.60
B2-AMC427	7¾ x 7½	Aluminum	No	Yes	3	Med. Boat & Loads	6.90
<b>10 H. P.</b>							
518-3141	8½ x 9¼	Aluminum	Yes	No	2	General Purpose	7.00
3835-3141	8½ x 10	Aluminum	No	Yes	2	General Purpose	3.50
B2-AJ510	7½ x 9	Bronze	No	No	2	Racing Runabouts	13.20
B2-AMC435	8½ x 7	Bronze	No	Yes	3	14'-18' Boats	10.50
B2-AMC436	8½ x 8	Bronze	No	Yes	3	12'-14' Boat, Med. Load	10.50
B2-AMC437	8½ x 7	Aluminum	No	Yes	3	14'-18' Boats	7.50
<b>16 H. P.</b>							
509-3141	9 x 9½	Aluminum	No	Yes	3	General Purpose	10.00
519-3201	9½ x 6	Aluminum	No	Yes	3	Hvy. Boats—Skis	13.00
519-3202	9½ x 7	Aluminum	No	Yes	3	1000 to 1500 Lb. Loads	13.00
B2-AJC13	9 x 9	Bronze	No	Yes	2	Racing Lt. Boats	13.20
B2-AJC14	9 x 9	Aluminum	No	Yes	2	Racing Lt. Boats	10.50
<b>16 H. P. GREEN HORNET LOWER UNIT PROPELLER</b>							
509-1-3121	8 x 10½	Bronze	No	No	2	Racing	15.00



#### HI-SPEED NON-SHIFT LOWER UNIT

Specially designed to step up speed of the Scott-Atwater 16 h.p. motors—1950-51-52-53. Increases speed 5 miles per hour or more. For use only with light, easily planed boats. Has 13-17 gear ratio. Streamlined for minimum underwater resistance. Water pump drag is eliminated by water scoop at rear of propeller. No machining required for installation. Use Green Hornet propeller with this unit.


**3935-1-3100** Green Hornet Lower Unit for Model 3935. . . . . \$90.00

**509-1-3100** Green Hornet Lower Unit for Models 509-519-3925. . . . . \$90.00

**509-1-3121** Green Hornet Propeller. . . . . \$15.00

## OUTBOARD MOTOR OIL

To get the years of service built into your Scott-Atwater motor, use these tailor-made lubricants.



### ECONOMY BUY! 10 QUARTS OF SCOTT-ATWATER OUTBOARD MOTOR OIL IN FLEXIBLE SPOUT UTILITY CAN

**B14-666** . . . . . only \$5.65

- Same oil as packaged in pint cans
- Can is lacquered red for use as gas container
- Flexible pouring spout is equipped with fine-mesh filter screen
- Filler cap equipped with handy measuring cup
- Can alone regularly sells for \$2.75

#### Scott-Atwater OUTBOARD MOTOR OIL

Want easier starting, slower idling, longer spark plug life, minimum smoke? Use this top grade motor oil, proved best for Scott-Atwater outboards. Mixes quickly with gasoline—does not separate. Causes only a minimum of carbon, which is so soft and fluffy it is readily carried away by exhaust. Made of straight-run mineral oil with a naphthenic base—contains no detergents harmful to two-cycle motors.

**B14-555** Scott-Atwater Motor Oil: 1 Pt. Can . . . . . \$0.35 (West Coast: \$0.40)

Case (12 1-Pt. Cans) . . . . . \$4.20 (West Coast: \$4.80)

#### LOWER GEAR HOUSING GREASE

Gear Lubricant guards against rust and excessive wear, prolongs motor life. Insoluble in water. Packed in 13-oz. nozzle tube.

**B10-60** Lower Gear Housing Grease. . . . . \$ .75

#### SCOTT-ATWATER OUTBOARD MOTOR GEAR LUBRICANT

Specially processed for top performance, high-speed underwater use. Heavy duty, extreme pressure lubricant. Contains rust inhibitor, anti-foaming agent. Blended expressly for Scott-Atwater 10 and 16 h.p. motors.

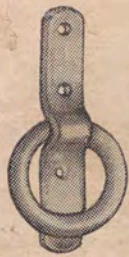
**B10-90** Lower Unit Lubricant: 1 Pt. Can. . . . . \$ .75

# BOAT HARDWARE

## Streamlined Nautalloy Small Boat Fittings

### A FEW WORDS ABOUT NAUTALLOY

The strength of brass and the lightness of aluminum are combined in Nautalloy, the finest aluminum alloy obtainable. It has a beautiful chrome-like finish that holds its high lustre for months without polishing, resists corrosion and the effects of salt water.



#### TOWING RING AND STRAP

Ring is 1 3/4" in diameter. Strap measures 3 3/4" by 5/8". High tensile welded rod. Drilled for No. 8 screws.

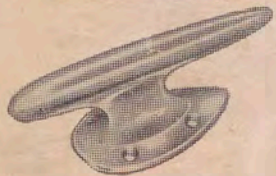
B9-425 Towing Ring and Strap.....\$1.35



#### OUTBOARD RACING FIN

Approved design for the fastest racing hulls. Depth 4 1/2 inches; flange 2 inches wide. 12 1/2" length, polished.

B9-300A Outboard Racing Fin.....\$4.25



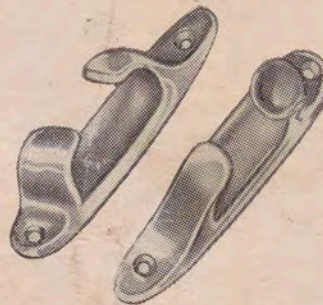
#### STREAMLINE CLEATS

B9-1002 2" Fender Cleat drilled for No. 6 screws.....\$ .90 ea.

B9-1005 3 1/2" Fender Cleat drilled for No. 6 screws....\$1.25 ea.

B9-1006 6" Fender Cleat drilled for No. 12 screws.....\$2.15 ea.

B9-1008 8" Fender Cleat drilled for No. 12 screws.....\$3.25 ea.



#### STREAMLINE BOW CHOCKS

4 3/8" length, for 1/2" line. Drilled for No. 8 screws.

B9-200 Streamline Bow Chocks.....\$2.30 pr.



#### BOW EYE

A low cost, rugged mooring eye that can be bent to conform with bow angle. Length of straps, 1 7/8". Overall length, 3 1/4". Drilled for 3/16" rivet or bolt.

B9-900 Bow Eye....\$1.50



#### STERN LIFTING HANDLE

Designed especially as a transom lifting handle. Deep grip—non-cutting edge. 7 inches long. Drilled for No. 10 screws.


B9-502 Stern Lifting Handle.....\$1.35



#### BOW HANDLE

Graceful design with extra heavy duty cross section. 7 inches long. Drilled for No. 8 screws.

B9-501 Bow Handle.....\$2.15



#### BOW HANDLE OR CABIN GRAB RAIL HANDLE

A beautifully designed outboard runabout handle. One or two pairs make attractive grab rails for cabin. 13 inches long. Drilled for No. 8 screws.

B9-503 Deluxe Bow Handle or Cabin Grab Rail Handle...\$3.15 each



#### WINDSHIELD BRACKET KIT

Includes two 5 1/2" Side Posts, one 8" Center Post and 5 feet of Rubber Deck Moulding. Center Post is in two pieces for easy installation. Drilled for No. 12 screws included.

B9-700 Windshield Bracket Kit.....\$13.95




#### PLEXIGLAS WINDSHIELD KIT

Consists of two 12" x 24" sheets of scratch-resisting 3/16" Plexiglas, cardboard for use as template, and complete instructions for cutting and fitting your own straight or curved windshield.

B9-705 Plexiglas Windshield Kit....\$14.95

## You get MORE with SCOTT-ATWATER!

- Complete Shift: Reverse, Neutral, Forward
- Single-Knob Carburetor Control
- Twist-grip Speed Control with Two-Stage Gearing
- Separate "Stowaway" Gas Tank (7 1/2 h.p. and larger models)
- Distinctive "Gold Pennant" design (7 1/2 and 10 h.p.)
- Automatic Gas Valve and Air Vent



5 HP Shift  
\$199.50\*

7 1/2 HP Shift  
\$229.50\*

10 HP Shift  
\$279.50\*

16 HP Shift  
\$359.50\*

\*F.O.B. Factory; prices subject to change without notice. Horsepower certified by O.B.C.

See Your Scott-Atwater Dealer for Items Shown in This Catalog