

Mesco

# OUTBOARD CATALOG

1954



Antique Boat Museum

## W H E E L S

INCORPORATED

ALBANY 1, N. Y.  
Simmons Lane, Menands  
Albany 5-7563-4

NEW YORK 23, N. Y.  
222 West 65th Street  
Trafalgar 4-1800

NEWARK 4, N. J.  
200 Sussex Avenue  
Humbolt 2-7205-6-7

ALPHABETICAL INDEX

GENERAL INFORMATION

PRICES

All prices in this catalog are subject to change without notice. Prices offered are F.O.B. shipping point unless otherwise quoted.

CREDIT

Credit is gladly extended to responsible parties. Unless credit has been established orders should be accompanied by remittance in full or on a basis of 25% deposit with order, balance C.O.D. When full remittance accompanies order and parcel post shipment is specified include sufficient amount for postage.

RETURN GOODS

No material is to be returned without our permission. Materials cut to length (rope, chain, etc.) or made to order are not returnable.

IMPORTANT  
READ BEFORE ORDERING

Please order clearly and fully, so we will be able to know your requirements and to ship promptly and correctly.

Tell us when you order:

1st—QUANTITY: in units or standard packaged quantity lots as shown in catalog

2nd—SIZE

3rd—FINISH, METAL or COLOR (for example, Plain or Polished Brass, Galvanized, Green, etc.)

4th—DESCRIPTION and FIGURE NUMBER

5th—SHIPPING INSTRUCTIONS. In the absence of your specific shipping instructions we will use our best judgment, but we cannot be responsible for delays or expense.




COPYRIGHT, 1954, MARINE EQUIPMENT & SUPPLY CO., PHILA., PA. THIS BOOK, OR ANY PARTS THEREOF, MAY NOT BE REPRODUCED IN ANY FORM WITHOUT WRITTEN PERMISSION.

<b>A</b>	Adapter Kit, propeller	1D	<b>M</b>	Manila Rope	40
	Airrollers	44		Marine Glue	50
	Anchor, lift leaders	40		Motor	
	Anchors	40		Covers	26
	Aquaplaner	48		Mounts, adjustable	1
				Rest Brackets	1E
				Motors, outboard	1A, 1B, 1C, 36
<b>B</b>			<b>N</b>		
	Bilge Cleaner	56		Nose Clips	47
	Bilge Pumps	37			
	Bitts	33		<b>O</b>	
	Boarding Ladders	42		Oar Guards, leathers, tips, etc.	38
	Boat			Oar Locks	39
	Cover bows	13		Oarlock Safety Chains	39
	Covers	12		Oil, outboard	1D
	Deiners	37		Outboard	
	Seat hinges	13		Brackets	25
	Snaps	40		Covers	26
	Tops	12		Motor Carriers	24, 25
	Boats	3, 4, 5, 6, 7, 48		Motors	1A, 1B, 1C, 36
	Bow, transoms	31, 32		<b>P</b>	
	Bow Plates & Eyes	31		Padlocks	25
	Bows, boat cover	13		Falls	43
	Bowden wire, casing, clamps, clips	20		Faint	51
	Breces, seat of transom	13		Pans, drip	27
	Bracket			Pennants	1E
	Outboard motor	25		Poles, flag	23
	Spray hood	13		Propeller reconditioning	16
	Windshield	30		Propellers	14, 15, 16
				Pulleys, steering rope	18
<b>C</b>				Pumps, bilge	37
	Cans, gasoline	28, 29		<b>Q</b>	
	Carriers, outboard motor	24, 25		Quicksilver Units	1F
	Cartop Carriers	24			
	Chains, safety	26		<b>R</b>	
	Clamp, tiller rope	19		Racer's Manual	16
	Cleats and Chocks	33		Refrigerators	43
	Combination Lights	34, 35		Remote Controls	1F, 2
	Compasses	22		Remote Steering Controls	2
	Controls, throttle	1E, 1F, 2, 21		Remote Throttle Kits	1E
	Covers, boat	12		Rings On Plate	31
	Covers, motor	26		Rope, Manila	40
	Crash Helmets	46		Rope, Tiller	20
	Cushions	45			
<b>D</b>				<b>S</b>	
	Decalcomanias	43		Safety Chains and Cables	26
	Dock Bumper	40		Screws, Wood	21
	Dock Rollers	25		Sealers	36
	Drip Pans	27		Searchlights	36
				Seats, Folding	44, 53
<b>E</b>				Shear Pins	1
	Ear Stoppers	47		Skis, Water	48, 49
	Extinguishers, fire	29		Snaps, Boat	40
				Snaps, Swivel Eye	20
<b>F</b>				Spark Plug Protectors	52
	Fasteners, Lift A Dye	13		Spark Plugs	33
	Fender or Lashing Hooks	13		Speedometers	22
	Fender Moulding	41		Sponges	42
	Fenders	41, 42		Spray Hood Brackets	13
	Fine	23		Starter Ropes	1
	Fire Extinguishers	29		Steering Bars	1D
	Flag Poles and Sockets	23		Steering Controls, remote	2
	Flags	23		Steering Rope Pulley	18
	Flushing Attachments	1, 1D		Steering Rope Tighteners	19
	Folding Seats	44, 54		Steering Wheels	18, 17, 51
	Fuel Transfer Caps	1E		Step Plates	42
<b>G</b>				Stoves	Inside Back Cover
	Galley Pumps	54		Swim Masks, Goggles and Feet	47, 48
	Galley Stoves	Inside Back Cover			
	Gasoline Cans	28, 29		<b>T</b>	
	Gear Grease	1D		Tachometers	1
	Guides, tiller rope	19		Throttle Controls	21
<b>H</b>				Tighteners, steering rope	19
	Harpoon Gun	48		Tiller Ropes, Champs and Guides	19
	Hooks, fender or lashing	13		Tiller Ropes	20
	Hydraulic Steering Controls	2		Tilt Handles	1E
<b>I</b>				Trailer Accessories	10, 11
	Ignition Seal	51		Trailers	8, 9
<b>K</b>				Transom Plates and Pads	27
	Keel and Stern Strips	41			
	Kit Boats	6, 7		<b>U</b>	
	Knee Pads	46		Utility Boxes	36
<b>L</b>					
	Ladders	42		<b>V</b>	
	Lavatories	54		Ventilators	54
	Letters and Numbers	43			
	Life Preservers	45, 46		<b>W</b>	
	Lift A Dot Fasteners	13		Water Ski Boat	48
	Lifting or Stern Handles	32		Water Skis	48, 49
	Lights			Water Wings	47
	Cabin	Inside Back Cover		Web Feet	47
	Running and Stern	34, 35		Wheels, steering	16, 17, 51
	Locks, outboard motor	Inside Back Cover		Whistles	23
	Lamar Pumps	25		Windshield Brackets & Rubber	30
		29		Wrench, spark plug	1D

# REO Trollabout

1 3/4 HP.—4-CYCLE ENGINE

## INBOARD MARINE ENGINE KIT



MODEL MKG1

- For Fresh Water TROLLING
- Inboard Engine with Automatic Rewind Starter
- Ideal for Small Craft up to 18 ft.
- Automotive Carburetion
- Forward, Neutral and Reverse Shift
- Permanent Installation
- Uses Regular Gas

MODEL MKG11  
For Salt Water Trolling

### Instant Starting, REO 4-cycle Power-Master Engine

For commercial small craft builders and home craftsmen who take pride in "building their own" boats, who demand reliability, superior design and performance, the REO Trollabout Marine Engine Kit meets a positive need. Provides instant, dependable inboard power in a compact, space-saving package at an exceptional saving. The kit contains everything needed for a permanent installation, including engine, transmission and propeller gear, rudder, steering controls, and complete A-B-C instructions.

The 1 3/4 hp., 4-cycle "Power-Master" engine has outstanding features, performance-proved by over 500,000 users. Automotive carburetion and an automatic rewind starter assure instant starting. Regular gas is used . . . eliminating smoky fumes and messy mixing of gas and oil. A simplified valve mechanism insures long, dependable engine life. Easy to maintain and service.

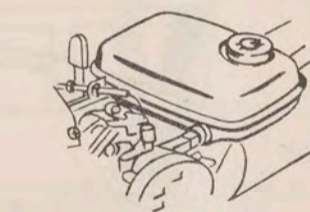
The REO Trollabout has all the advantages that make an INBOARD ENGINE so popular. Shifts forward, reverse or neutral. Compact, neat, and lightweight. It is remarkably easy to service and keep clean. There is no danger of losing it overboard. Can't interfere with casting or trolling. Responds instantly to the pilot's demands, takes the hazard out of landing the big ones. Plenty of power for boats up to 18'. For fresh water use, only.

Model MKG11 For Salt Water Use.

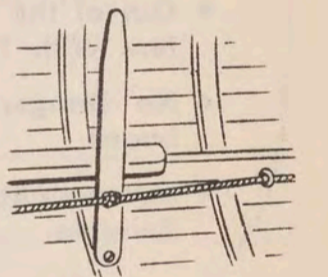
REO MOTORS, INC. LAWN MOWER DIVISION • LANSING 20, MICHIGAN

Form 340 Rev. 4-53

KIT  
COMES COMPLETE  
with all parts and instructions  
READY FOR  
INSTALLATION



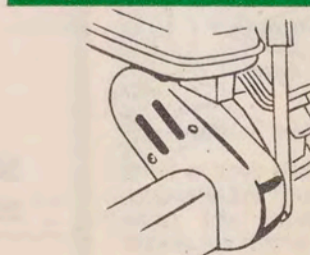
Gas tank holds 2 qts.—enough for three hours cruising



Easy acting steering lever for complete control



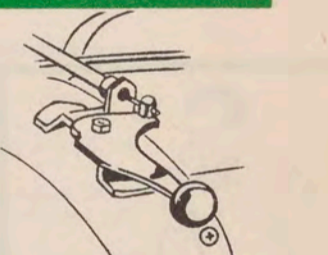
Easy starting with automatic rewind starter



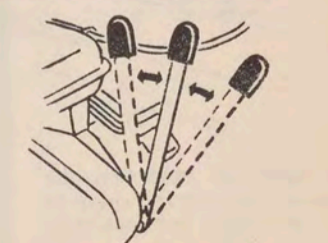
2 to 1 gear reduction for steady power

SPECIFICATIONS

- Complete 1 3/4 hp Reo Power-Master 4-cycle engine with forward, neutral and reverse clutch assembly
- Propeller shaft, couplings, brackets, and mounts
- Rudder and steering cable
- Assorted bolts, nuts, washers, pulleys, etc.
- Complete ABC instructions and full size drilling template
- Net Weight: 56 lbs.
- Shipping Weight: 63 lbs.
- Speed range: 1/2 to 7 m.p.h.



Throttle lever adjusts speed



One lever shifts to forward, neutral and reverse

PRINTED IN U.S.A.

# Install it yourself • Save Money!

## REO Trollabout INBOARD MARINE ENGINE KIT

FOR FRESH WATER TROLLING  
AND NAVIGATION

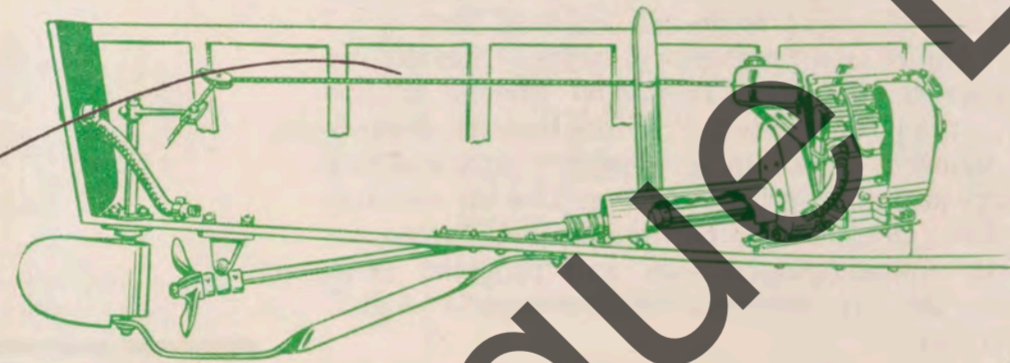


Install it yourself at big savings! The all new REO *Trollabout* Kit now makes it possible for you to install a REO-engineered 1¾ hp., 4-cycle Inboard Marine Engine in small craft up to 18 ft. Everything you need to do a professional job is provided—the engine, propeller gear, rudder, steering controls and clear, concise instructions.

For the expert fisherman who demands smooth, quiet engine operation, the REO *Trollabout* has no equal. Like the famous REO *Gold Comet* Engine which made military history in the Eager Beaver truck, the *Trollabout* is engineered for peak performance and minimum maintenance. Its standout features include automotive carburetion, automatic rewind starter, high tension spark at starting speeds, and built-in speed reduction gear incorporating forward, neutral and reverse, which provides maximum maneuverability.

Enjoy the fun and the savings of installing your own REO *Trollabout* with the REO Inboard Marine Engine Kit. Order yours, today!

- REO 4-Cycle "Power Master" Engine Starts Instantly
- Permanently Installed
- Out of the Way—Won't Interfere With Trolling or Casting
- No Danger of Losing Overboard
- Lightweight, Compact, Quiet, Reliable



Model MKG1 - For Fresh Water Use  
Model MKG11 - For Salt Water Use

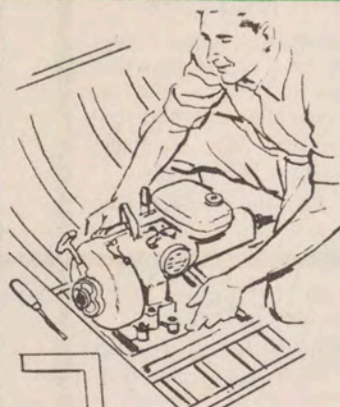
INSTALL IT YOURSELF AT BIG SAVINGS!

### ACCESSORIES

Model MW 10090 Skeg Bar  
Model MW 10100 Flexible Exhaust Extension



A large full sized template shows you exactly where to locate engine and drill holes in your boat.



Step-by-step instructions are easy to follow. Only 4 to 6 hours required to complete entire installation.



Ordinary tools such as brace and bits, open end wrenches, pliers, square and screw driver are all that are needed to install kit.

REO MOTORS, INC. LAWN MOWER DIVISION • LANSING 20, MICHIGAN

Mesco

1A

A  
Lifetime of  
Outboard Progress  
Packed  
Into

# MERCURY

15th  
Anniversary  
Line

15 Fabulous Years

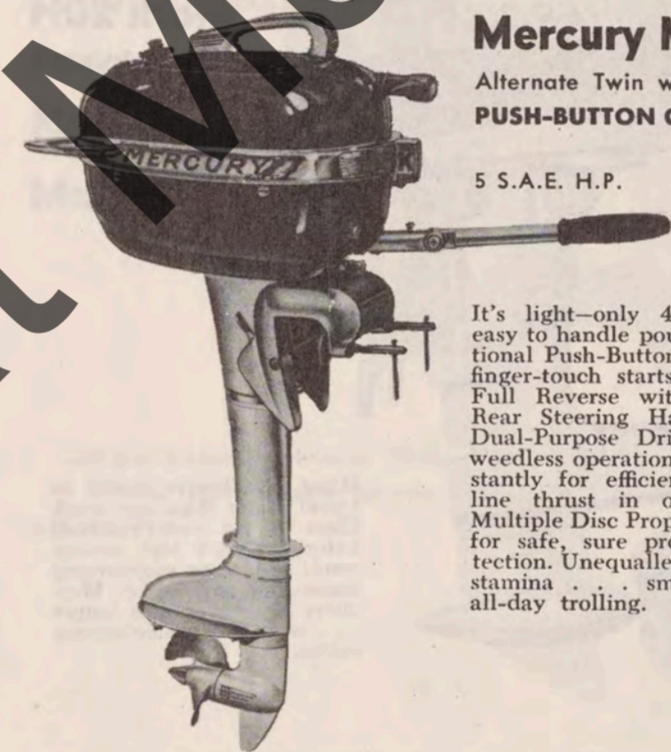


Proved Favorite of Fishermen Everywhere!

### Mercury Mark 5

Alternate Twin with  
PUSH-BUTTON CLUTCH!

5 S.A.E. H.P.



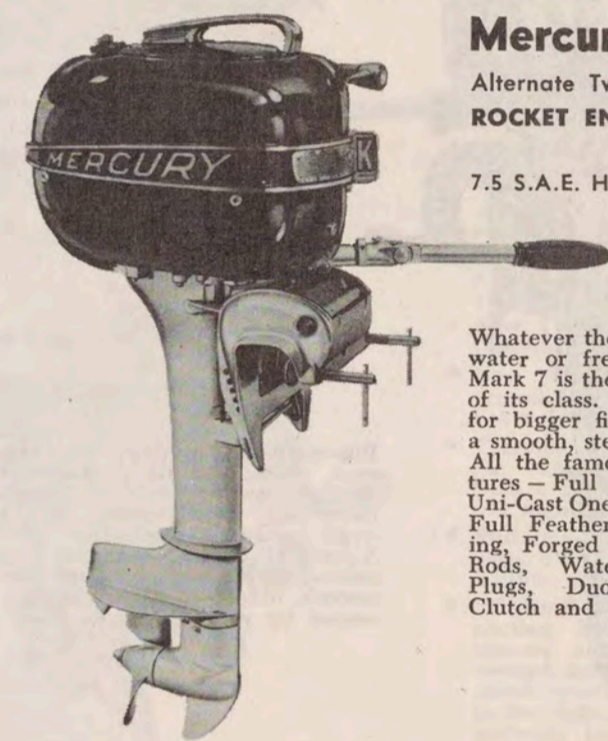
It's light—only 40 compact, easy to handle pounds! Sensational Push-Button Clutch for finger-touch starts and stops. Full Reverse with exclusive Rear Steering Handle . . . Dual-Purpose Drive for real weedless operation, adjusts instantly for efficient, straight-line thrust in open water. Multiple Disc Propeller Clutch for safe, sure propeller protection. Unequalled power and stamina . . . smooth, quiet all-day trolling.

Ready . . . Rugged . . . Reliable!

### Mercury Mark 7

Alternate Twin with  
ROCKET ENGINE

7.5 S.A.E. H.P.



Whatever the weather, in salt water or fresh, the Mercury Mark 7 is the proved standard of its class. Plenty of power for bigger fishing boats with a smooth, steady all-day troll. All the famous Mercury features—Full Jeweled Power, Uni-Cast One-Piece Gear Case, Full Feathered Safety Steering, Forged Steel Connecting Rods, Waterproof Spark Plugs, Duo-Flex Propeller Clutch and many more!

- Push-Button Clutch—for smooth action, positive engagement, another Mercury first. Acclaimed by thousands of fishermen as the finest fishing feature on any out-board motor.
- Full Reverse—provides maximum maneuverability with exclusive rear steering handle for added convenience.
- Multiple Disc Propeller Clutch—eliminates shear pin.
- Variable Volume Rotex Water Pump—non-clogging, silt-proof and weed-proof . . . operates efficiently at slowest trolling speeds and in shallow water.
- Vari-Timed Valves—for automatically correct valve timing at all operating speeds. Eliminates manifolds and dual induction systems.
- Full Jeweled Power—anti-friction ball and roller bearings throughout.
- Waterproof Magneto, Waterproofed Spark Plugs—for safe all-weather operation; quick, easy starts.
- Uni-Cast One-Piece Gear Housing—for permanent, positive alignment of shafts, bearings and gears.
- Magna-Pul Automatic Rewind Starter—simple and sturdy, fully proved on thousands of Mercury engines.
- Safety-Tilt Handle—for ease in lifting and attaching motor to boat.
- "Hi-Rev" Micro-Mounted Connecting Rods—drop forged chrome nickel-moly steel, heat treated, hardened, tempered, precision ground and micro-honed.

Price, each FOB Factory..... \$197.50

- Full Jeweled Power—anti-friction ball and roller bearings throughout.
- "Hi-Rev" Micro-Mounted Connecting Rods—drop forged chrome nickel-moly steel, heat treated, hardened, tempered, precision ground and micro-honed.
- Duo-Flex Propeller Clutch—no shear pins.
- Waterproof Magneto, Waterproofed Spark Plugs—for safe operation in all weather; quick, easy starts.
- Uni-Cast One-Piece Gear Housing—holds shafts, bearings and gears in lasting alignment.
- Magna-Pul Starter—simple and sturdy, with automatic rewind . . . performance-proved on thousands of Mercury engines.
- Safety-Tilt Handle—for ease and convenience in lifting and attaching motor to boat.
- Variable Volume Rotex Water Pump—with low level water inlet. Provides superior cooling at all speeds from slow troll on up, and in shallow water.
- Vari-Timed Valves—for automatically correct valve timing at all speeds, under all load conditions.
- Full-Feathered Safety Steering—won't whip or overcontrol.
- Multiple Disc Co-Pilot—velvet action, yet firm in position.
- One-Piece Drive Shaft Housing—hydrodynamically correct design for structural strength combined with minimum underwater resistance.

Price, each FOB Factory..... \$227.50

S.A.E. horsepower ratings used for Mercury motors are based on the standard definition of horsepower as accepted by the Society of Automotive Engineers: a unit of power numerically equal to a rate of 33,000 foot-pounds of work per minute.

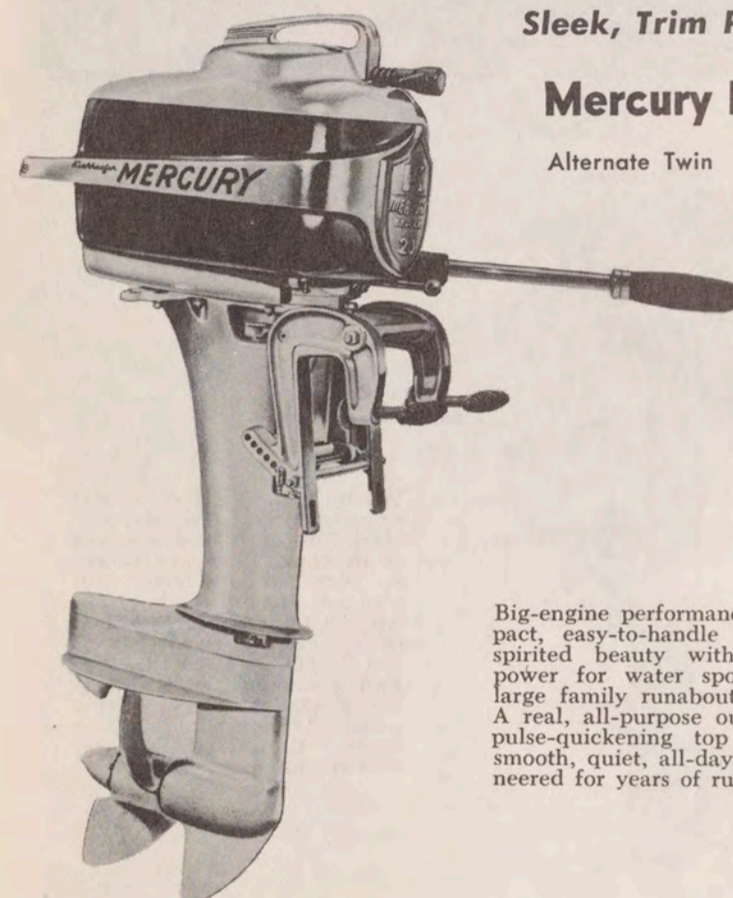
# Move up . . . MERCURY

TO KIEKHAEFER



Just as the first Mercury sparked advances that made all outboards better, so the 1954 Mercurys continue to set the highest standards in the industry . . . with proved, superior Kiekhaefer design, engineering and performance features that make Mercury the "most wanted" outboard in America today!

for the Most Advanced  
Engineering in the  
Outboard Field!



Sleek, Trim Powerhouse

## Mercury Mark 20

Alternate Twin

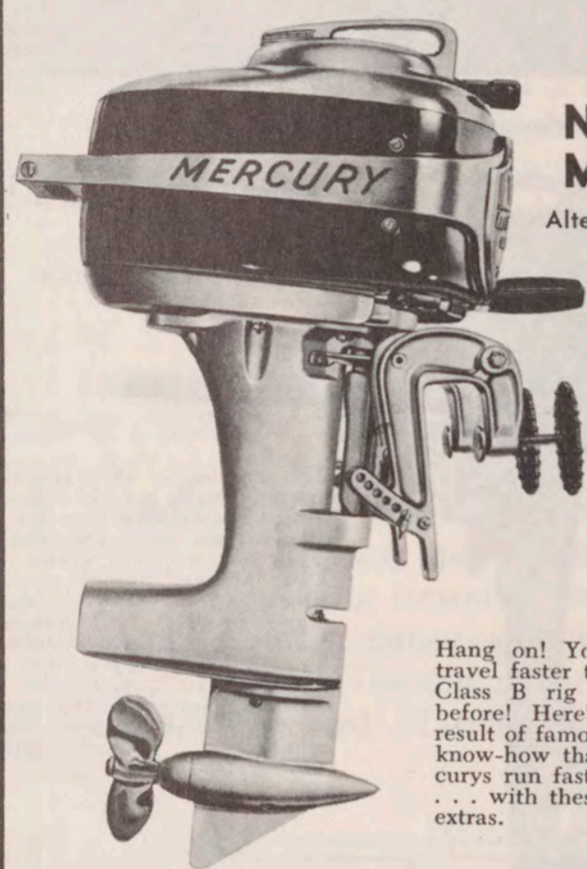
with Reverse  
Gear and  
Neutral, Remote  
Fuel Tank

16 S.A.E. H.P.

Big-engine performance in a light, compact, easy-to-handle package. A high-spirited beauty with a Hurricane of power for water sports, light cruisers, large family runabouts and work boats. A real, all-purpose outboard capable of pulse-quickening top speed and silky smooth, quiet, all-day trolling . . . engineered for years of rugged duty.

- Reverse Gear and Neutral—simple, positive shift, correctly engineered for outboard use, located up front, always visible. No fragile linkage to wear or get out of order.
- Twist-Grip Spark and Throttle Control—with long steering handle for greatest ease of control. Spark and throttle remain synchronized when operated by remote control.
- Vari-Timed Valves—automatically provide correct valve timing and opening throughout the speed range and under all conditions.
- Full Jeweled Power—anti-friction ball and roller bearings on all moving parts reduce frictional power loss, lengthen engine life.
- "Hi-Rev" Micro-Mounted Connecting Rods—drop forged chrome nickel-moly steel, heat treated, hardened, tempered, precision ground and micro-honed.
- Waterproof Magneto, Waterproofed Spark Plugs—for reliable, safe, all weather operation, quick easy starts.
- Uni-Cast One-Piece Gear Housing—provides permanent positive alignment of gears, bearings and shafts.
- Safety-Tilt Handle—for ease and safety in lifting motor on or off boat.
- Magna-Pul Starter—simple, sturdy and reliable, automatic rewind . . . proved on thousands of Mercurys.
- Variable Volume Rotax Pump—non-clogging, silt-proof and weed-proof.
- Full-Feathered Safety Steering—reduces stress on clamping bracket, won't whip or over-control.
- Multiple Disc Co-Pilot—velvet-smooth action, yet firm in any position.
- One-Piece Drive Shaft Housing—serves as muffler expansion chamber to reduce back pressure.
- Remote Fuel Tank—standard equipment.
- Flo-Torq Drive—eliminates shear pin. A series of compressed live rubber bushings cushion normal loads, slips on impact.
- Drop Forged Unbreakable Aluminum Clamp Swivel Brackets—heat-treated to the strength of steel . . . Real transom safety.

Price, each FOB Factory..... \$372.50

Speed! Speed!!  
Speed!!!

## New Mercury Mark 20H

Alternate Twin

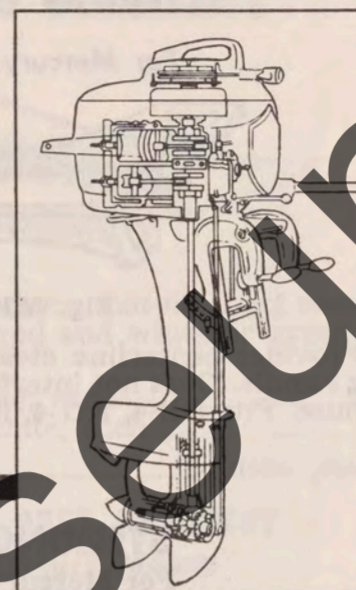
Hang on! You're going to travel faster than any stock Class B rig ever rambled before! Here's the newest result of famous engineering know-how that makes Mercurys run faster, run longer . . . with these pace-setting extras.

- New speeds—four to six miles per hour faster.
- New acceleration—by actual instrument test, greater than a powerful modern automobile.
- New trim, compact styling—with 3/4-gallon remote pressure-regulated fuel tank.
- New low center of gravity—for safer, sharper, faster turns.
- New precision spark adjustment—with positive lock.
- New fuel filter.
- New larger carburetor—with simplified, easily accessible adjustments.
- New high output waterproof magneto.

Price, each FOB Factory..... \$405.00

KIEKHAEFER  
**MERCURY**

VANGUARD  
ENGINEERING  
EARNS  
OUTBOARD  
LEADERSHIP!



From the first Mercury, produced just 15 short years ago, to the brilliant 1954 Mercury line, there's a consistent record of engineering and design leadership that have sparked the entire outboard industry—and earned for Mercury the undisputed position of tops among them all! Again in 1954, Mercury offers outboard motors that are the greatest power packages per pound of weight you'll find in the whole field!


Today's Most  
Powerful Outboard!  
New Mercury  
Mark 50

4 Cylinder-in-Line, Alternate Firing Forward, Neutral and Reverse  
40 S.A.E. H.P.

For big outboard cruisers, big fast family runabouts, heavy commercial work boats, the whole family on water skis . . . the mighty Mark 50 is the culminating achievement of 15 years of progressive leadership—and a brand new standard of speed, power and performance on the nation's waterways! With its great reserve of fighting horsepower, the Mark 50 presents all the fine features you've ever wanted in a big outboard, masters any outboard application with effortless ease!

Price, each FOB Factory..... \$615.00

Electric starting, extra..... \$125.00



### Kiekhaefer MERCURY Remote Fuel Tank

They're standard equipment on the new Mark 50 and the Mark 20 . . . these big, handy Mercury Remote Fuel Tanks can give you a full day of thrilling water sports and outboarding fun without time-wasting stops to "fuel up". Note the big carrying handle . . . big enough to handle a full tank with ease . . . big enough to wrap the fuel line hose around for safe, convenient transportation. Increase your outboarding enjoyment with a Remote Fuel Tank!



- Easiest Starting of any large outboard because of exclusive 4-cylinder-in-line construction.
- Integrated Remote Control Design—arranged for inside or outside steering . . . smooth quiet shifting for forward, neutral and reverse.
- Sealed Under-Cowl—offers maximum protection against spray and following seas.
- New Cowl-Around Lifting and Carrying Handle.
- New "Hi-Thrust" Lower Unit—geared for power efficiency with heavy loads.
- Famous Thunderbolt Engine—for super-smooth power flow, from a slow steady troll to record racing speeds.
- Full Jeweled Power—all moving parts riding smoothly on anti-friction ball or roller bearings.
- "Hi-Rev" Micro-Mounted Connecting Rods—of drop forged chrome nickel-moly steel, heat treated, hardened, tempered, precision ground and micro-honed to the right scientific finish . . . perfectly balanced.
- Waterproof Magneto, Waterproofed Spark Plugs—function normally even when completely submerged to assure safe, dependable operation in all weather.
- Uni-Cast One-Piece Gear Housing—provides permanent alignment of gears, bearings and shafts . . . eliminates gaskets that might leak or soften.
- Vari-Timed Valves—operated by crankcase vacuum and pressure to provide automatically correct valve timing at all speeds, under all load conditions. Back-fire proof.
- Safety-Tilt Handle—for greater ease in lifting and attaching motor to boat.
- Magna-Pul Automatic Rewind Starter—proved in use on thousands of Mercurys . . . no delicate springs or fragile stamped parts.
- Variable Volume Rotax Water Pump—for efficient cooling at all speeds . . . silt-proof, weed-proof, non-clogging.
- Full Feathered Safety Steering—won't whip or over-control, reduces stress on clamping bracket.
- Multiple Disc Co-Pilot—velvet smooth in action, yet firm in any position.
- Remote Fuel Tank—standard equipment.

**OUTBOARD MOTOR OIL**



Fig. M60-57325

**Best For Your Mercury  
Best For Any Outboard**

Quality is not the only important factor in selecting engine oil for outboard motor fuel mixtures. Many so-called "good" automotive oils are excellent for lubricating four-cycle automotive engines but fail when used in two-cycle engines. Such oils are unsuitable because they lack certain characteristics which are essential to two-cycle engine lubrication.

Price 12-oz. Can	Price Per Case 12-oz. Cans	Price 5-gal. Can	No. 12-oz. Cans to Case	Per Case Lbs.	Wt. Lbs. Per 5-Gal. Can
\$0.27*	\$12.96*	\$10.35*	48	40	42 1/2

\* Plus Federal Tax.

**OUTBOARD GEAR GREASE**




Fig. M60-58325

**Made For Your Mercury  
Best For Any Motor**

The lubrication demands of a modern high-capacity lower drive unit are so diversified that no available standard brand of lubricant can meet all of the exacting requirements. The ideal lower drive unit lubricant must resist solution in water. It must be acid free. It must resist separation. It must not emulsify. It must have terrific film strength to maintain a lubricating film between gears operating at extreme tooth pressure.

Per 6-oz. Tube	Packaged Tubes Per Carton	Tubes Per Case	Wt. Lbs. Per Carton	Wt. Lbs. Per Case
\$0.60	12	72	6 3/8	42

**FLUSHING ATTACHMENTS  
For Mercury Motors**



Tailored-to-Mercury device for keeping your motor cleaned and free from deposits.

M-60-582—All except KF-9, KG-9 and M-40	\$2.81
M-60-5131—KF-9, KG-9 and M-40	3.81
M-60-5230—WH-7, KH-7, M-15 and M-20	5.00
M-60-5237—M-5	2.95

**STEERING BRACKET**

For Mercury Motors




Fig. M107330

Provides centerline steering. Attaches to steering handle. Does not interfere with motor tilt. Cast bronze. Fits KE-4, KG-4, KE-7, KF-7, KG-7. Wt. 1 lb. Price, each \$3.75

**STEERING BAR**


For Mercury Motors



Simply installed. Order M60-58725 for KE-4. Order M60-5120 for all other models. 26" wide. Wt. approx. 2 lbs. M60-58725, each \$5.68 M60-512025, each \$2.58

**PROPELLER ADAPTER KIT**

For Mercury Motors

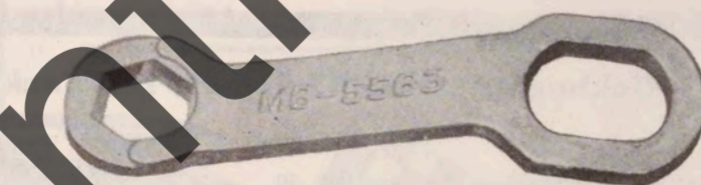


Essential on Mercurys with splined propeller shafts when using Michigan propellers not having splined hubs. Wt. 5 oz.

M50-121625 for KF-7 and KG-7, each	\$3.16
M50-121425 for KF-5, each	2.93

**SPARK PLUG WRENCH**

For Mercury Motors




M60-512225

Handy pocket tool that makes spark plug changing easy. Fits all models. Strong aluminum alloy. Length 6", weight 2 oz.

Price, each	\$0.37
-------------	--------

**MERCURY PENNANTS**



Eye catching pennants for that finishing touch to your "rig". Choice of red and white or green and white. Size 6" x 18".

M60-63225 Red & white, each	\$0.69
M60-63325 Green & white, each	0.69

**MOTOR REST BRACKET**

For Mercury Motors



Fig. M86925

Fits KE-4 or KE-7. Installs in one minute under four rear cowl screws. Wt. approx. 1 lb.

Price each, for KE-4	\$4.00
Price each, for KG-4, KE-7	\$4.50



**FUEL TRANSFER CAP**

For Mercury Motors

Special fuel tank cap for use with auxiliary fuel supply. Specify M60-503525 for KE-4 and KE-7, M60-503625 for KF-7 and KG-7. Wt. 2 oz.

Price, each, either model	\$4.22
---------------------------	--------

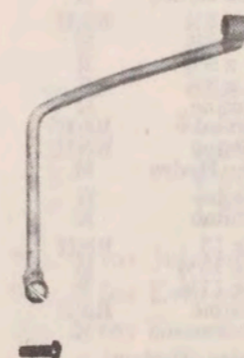


Fig. M86725

**REMOTE THROTTLE KIT**


For Mercury Motors

Attaches directly to carburetor butterfly. Cowl cutting unnecessary. Specify model of motor when ordering. Wt. 2 oz.

Price, each	\$1.90
-------------	--------

**TILT HANDLE**

For Mercury Motors



Convenient tilt and lifting handle for 1947-48 Mercury Outboard Motors. Specify No. M60-409825 for KE-3, M60-58025 for KE-4, M60-58625 for KE-7. Wt. 4 oz. Complete with screws. Price any model \$2.23

**GAS LINE CAPS**



Fig. M121825

For Mark 15 and Mark 20 Mercury Motors

Price, per pair	\$3.95
-----------------	--------

**REMOTE THROTTLE KIT**

For Mercury Motors

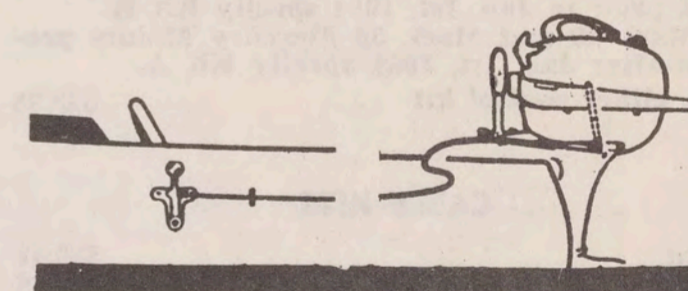


Fig. M107230

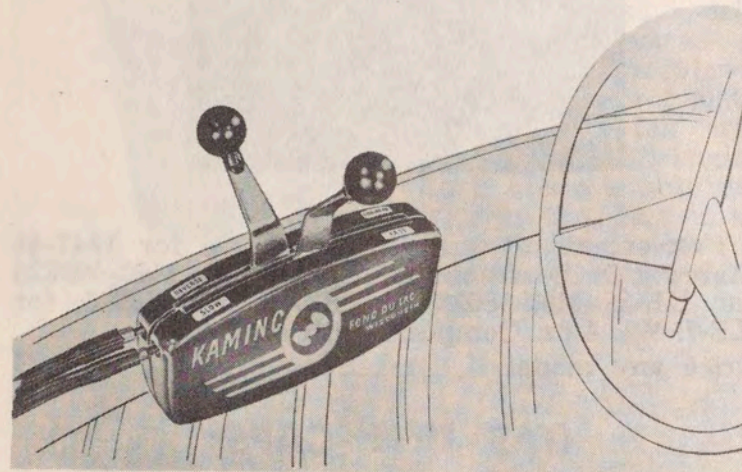
Compact, clean, simple remote throttle operator for Mercury motors giving complete control from full speed to stop. Simple to install and takes only seconds to demount motor. Will also operate at the motor. Made from materials impervious to salt water, acid, oil and friction.

**SEA GEAR CONTROLS**

Model KE4	Model KG4, KE7, KF7	Model M10-9H, M10-11H, M10-13H, M10-14H	Price each
M7-9	M10-9	M10-9H—for use on 10-14 ft. boats... center deck control	\$23.95
M7-11	M10-11	M10-11H—for use on 14-18 ft. boats... center deck control	24.70
M7-13	M10-13	M10-13H—for use on 10-14 ft. boats... forward deck control	25.40
M7-14	M10-14	M10-14H—for use on 14-18 ft. boats... forward deck control	26.10

**KAMINC REMOTE CONTROLS**

For Mercury Motors



Quickly detachable, smooth acting, positive remote throttle and gear shift controls for Mercury Mark 20 and Mark 50 motors.

The beautifully finished control unit will mount on either right or left side of boat and is designed to permit dual position operation. Salt water and corrosion proof—long life.

The Kaminc Remote Control is furnished in kits less the operating cables. Kit consists of the control head plus all motor attachment parts. Cable kits are furnished in various lengths to suit the installation.

A new centerline inside steering attachment is available for 1954 Mark 20 motors. Chromium plated and with a quick detachable feature, this unit can be used either with or without the remote throttle and gear shift.

**CONTROL KITS**

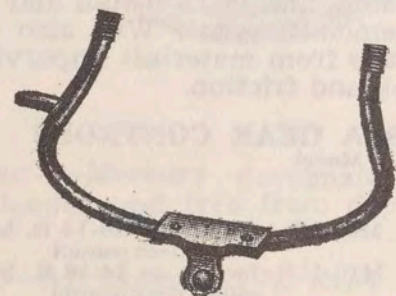
For Mark 15 and Mark 20 Mercury Motors produced prior to Jan. 1st, 1954 specify Kit B.

For Mark 20 and Mark 50 Mercury Motors produced after Jan. 1st, 1954 specify Kit A.

Price, either control kit..... \$19.95

**CABLE KITS**

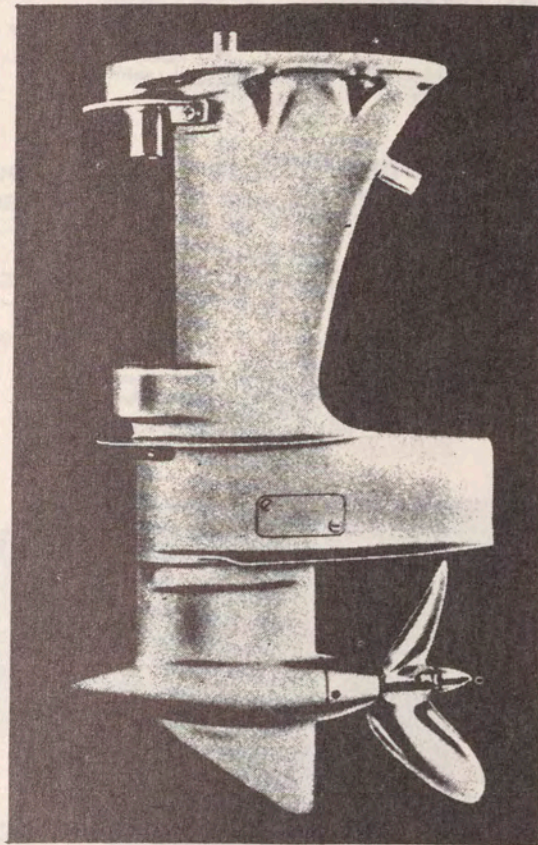
7 foot .....	\$20.40
9 foot .....	24.20
11 foot .....	27.70
14 foot .....	34.30
18 foot .....	43.20



**STEERING ATTACHMENT**

Price, each .....\$4.95

**HYDRO-SHORT QUICKSILVER LOWER UNITS**



Mercury "QUICKSILVER" lower units provide as high as 20 to 30 percent more speed on Class "A", "B" and "D" boats. Yes!—20 to 30 percent without special fuel, special oil; without "souped up" powerheads, without anything more than a "QUICKSILVER" lower unit and a boat that can match its performance. Add this stellar engineering achievement to your Mercury and you will add to your percentage of "wins".

"Quicksilver" lower unit with Hydro-short drive-shaft housing, less propeller, for Mercury Motors KG-4, KF-7 and KG-7.

Price, each ..... \$105.52

"Quicksilver" lower unit with Hydro-short drive-shaft housing, less propeller, for Mercury Motors KF-9, KG-9 and M-40

Price, each ..... \$130.30

**QUICKSILVER PROPELLERS**

For Mercury Motors

Model Motor	Part No.	Price	Dia. and Pitch	Recommend action
KG4H	KA-6	\$15.60	5½ x 9	R&H
	KA-7	15.80	5½ x 9½	H
	M50-1255	16.50	6½ x 7½	R
	M50-1345	15.50	Kaminc	H
	M50-1364	27.50	Super Kaminc	H
KG7H	M50-1516	16.00	Johnson Hydro	H
	KB-6	\$16.80	6 x 8½	R&H
	KB-7	16.80	6 x 9½	H
	M50-1259	14.85	6¾ x 8½	R
	M50-1331	13.50	7¼ x 8½	H
Mark 20H	M50-1342	18.72	Kaminc	H
	M50-1363	16.00	Kaminc	R&H
	M50-1518	16.00	Kaminc	R&H
	M50-1517	16.00	Johnson Hydro	H
	M50-1531		Kaminc	H
KC9H	M50-1532		Kaminc	R
	KD-6	\$21.00	7¼ x 13	R&H
	KD-7	21.00	7¼ x 13½	H
	M50-1263	16.50	8 x 11½	R
	M50-1341	18.90	Kaminc	R&H
Mark 40H	M50-1365	32.50	Super Kaminc	H

"R" indicates Runabouts. "H" indicates Hydros

**STARTING ROPES**

Cotton or Nylon




Fig. M57130C12

Strong high grade braided cotton or Nylon with smooth pull handles. Length approx 34", wt. ea. 2 oz.

Price, each, cotton .....\$0.25  
Price, each, nylon ..... 0.50

**SHEAR PINS**



Fig. M87030

Spare shear pins are a MUST for every outboard motor owner. Here are assorted sizes to fit every outboard motor. Conveniently packed 6 shear pins and a cotter pin in each envelope. Specify year, make, and model of motor when ordering.

Per envelope .....\$0.25

Dealer Kit with free display case (50 envelopes) .....\$12.50

Weight Dealer Kit 6½ lbs.

Dealer Kit refills each with 6 envelopes .....\$1.50

**FLUSHING ATTACHMENTS**

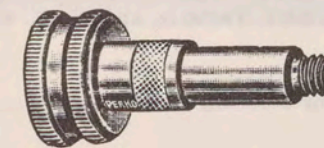


Fig. M121233

No.	Each	Size Thread	Length Overall Inches	Weight Ounces
1	\$1.50	¾" x 16	2½	1½
2	1.95	¾" x 16	2¾	2
3	1.50	½" Pipe	2	1½
4	1.95	7/16" x 20	2¾	2

No. 1 for Johnson 25 H.P., Evinrude 14 and 25 H.P.  
No. 2 for Evinrude 15 H.P., Johnson 10 H.P.  
No. 3 for Evinrude 7½ H.P. and others.  
No. 4 for Evinrude and Johnson 3 H.P. and others.

**ELECTRIC TACHOMETER**

For Outboard Motors

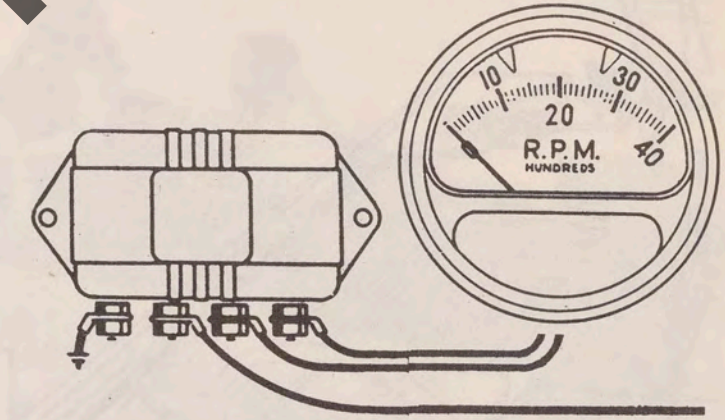


Fig. M120930

Specially designed for outboards, the new Model RC-10 chrome faced tachometer and EB-11 transmitter provides an attractive RPM recorder for testing, racing, and cruising use. Diam of tachometer 3¾". Transmitter dimensions 6" x 4-3/16" x 2¾".

For 1, 2, or 4 cylinder motors with flywheel magnetos order RC-10/EB-11, 0-8000 combination. For 4 cylinder motors with external magneto (eq: Mark 50) order RC-5/EB-12, 0-7000 comb. complete installation instructions are furnished. Complete with mounting bracket.

Price, either combination .....\$40.00

**ADJUSTABLE MOTOR MOUNT**

Hi-Lo

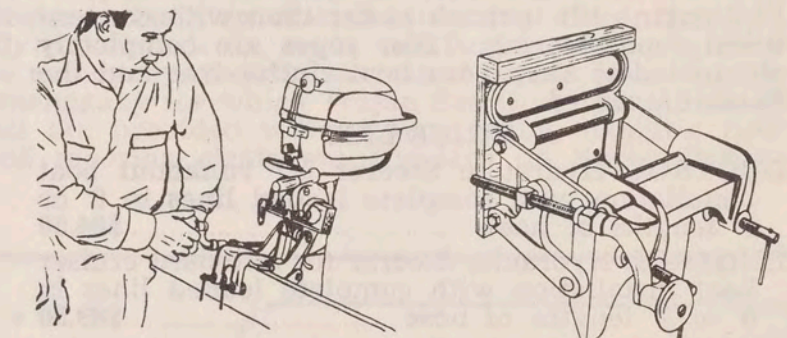


Fig. M32230

Regulates motor height by simply turning a crank handle. Ideal for trolling with large motors. Racing users report 10% speed increases. Adjust motor for greater speed and efficiency on larger, heavily loaded boats—excellent for water skiing. Two models: Junior—for light boats and motors. Senior—for class A and B racing and for general and heavy use with larger motors.

Price, each, Junior model.....\$34.95  
Price, each, Senior model.....\$44.95

**RACING FANS**

See crash helmets, racing life vests and knee protectors on page 46, racing steering on pages 16 and 17, racing throttles on page 21, and racing propellers on pages 14, 15, and 16.



**DUOTROL HYDRAULIC STEERING CONTROLS**

Fig. M119730

For Outboard Runabouts and Outboard Cruisers—The new Flying bridge, Dual Engine, and Dual Wheel unit hydraulic steering controls. You can steer by the same precision control that drives cars, flies planes. You have **POSITIVE CONTROL, ABSOLUTE SAFETY, FINGERTIP STEERING.**

The control is nearly adaptable to any size or type of boat. It is installed easily without any motor alteration. Best of all, there is not so much as an extra bolt to buy—the unit is complete from top-flight wheel to the motor adapter and becomes the main artery of your boat in no time at all!

Full engine tilt is much easier than with conventional rope steering. Tiller ropes are completely eliminated to keep your boat clutter-free and the finish unmarred.

**PRICE LIST**

- DUOTROL Hydraulic Steerer for runabout boat installation with complete loaded lines in 6' or 7' lengths of hose .....\$84.50
- DUOTROL Hydraulic Steerer for outboard cruiser boat installation with complete loaded lines in 6' or 7' lengths of hose.....\$89.50
- DUOTROL Hydraulic Steerer for racing boat installation with complete loaded lines in 6' or 7' lengths of hose .....\$89.50
- 9½' Hose length units .....EXTRA \$3.50
- 11' Hose length units .....EXTRA \$4.90
- Special length units longer than 11' available at \$1.20 per unit foot above 11' standard price.

Motor Mounting Brackets .....\$3.00

These brackets are available for the following motors:  
 Johnson and Evinrude 25 HP motors (Identical brackets)  
 Johnson QD 10 HP and Evinrude 15 HP motors (Identical brackets)  
 Evinrude 14 HP ('51-52) and Montgomery-Ward Sea King 12 HP motors (Identical brackets)  
 Mercury Cruiser (1952), Mark 15, Mark 20 and Mark 40\* motors (Identical brackets)  
 Mercury Hurricane 10 HP motor  
 Scott-Atwater 10 HP motor—Scott-Atwater 16 HP motor\*  
 Martin "100" motor—Martin "200" motor  
 Chris Craft 10 HP motor


\*Mercury Mark 40 and Scott-Atwater 16 HP motors require longer H-1-A Steering Hinge.

Synthetic Rubber Piston Rod Protective Bellows .....Per Set \$ 2.30

Dual Motor Installation .....\$10.00

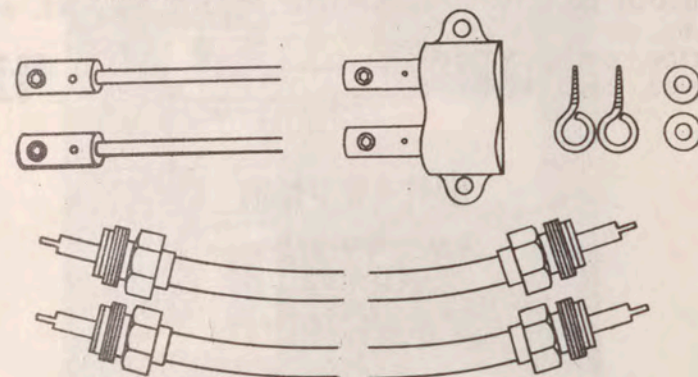
**IMPORTANT—PLEASE NOTE:** When ordering, please specify the type and model of the motor that the control is to be mounted to; whether the unit is to be mounted on a straight type dash or angular (Lyman) type dash, as both types of steering wheel brackets are available and are included in the price of the Hydraulic Steering Control. Also specify the length of hose required; this measurement is from the steering wheel mounting to the transom, measuring along the gunwale of the boat. The unit is preloaded at the factory ready for installation. This unit is complete from the steering wheel to the motor mounting bracket.

**DUOTROL REMOTE CONTROLS**



Every top-flight driver who has ever used a Duotrol Remote Control will unhesitatingly recommend it highly. Your boat surpasses its finest performance. You have added safety.

Fig. M58730



Forward, neutral, reverse, plus synchronized throttle. Installs on either side of boat and permits 30 second motor disconnect. Standard length is 6 foot. Additional connecting lengths available in 3', 4' and 6' increments.

The steering control is a packaged spring type motor attachment permitting cushioned steering, easy tilt-up, easy attachment.

Specify make and model of motor when ordering.

**PRICES**

- Mercury Mark 15 and 20 (1953-1954) Remote Throttle & Shift Control Combination .....\$47.00
- Mercury Cruiser 10 HP Motor (1952) Remote Throttle & Shift Control Combination .....\$49.50
- Remote Steering Control (Spring Type) .....\$ 7.50
- Mercury Hurricane 10 HP Motor Remote Throttle Control only .....\$27.00
- Remote Steering Control (Spring Type) .....\$ 6.95
- Johnson and Evinrude 25 HP Motors—1953-1954 Remote Throttle & Shift Control Combination .....\$46.00
- Remote Throttle Control only .....\$27.00
- Johnson and Evinrude 25 HP Motors (1951-52) Remote Throttle & Shift Control Combination .....\$46.00
- Remote Throttle Control only .....\$27.00
- Remote Steering Control (Spring Type) .....\$ 7.50
- Inboard Steering Control (Painted) .....\$ 6.95
- Inboard Steering Control (Polished) .....\$ 7.95
- Evinrude 14 HP Fastwin Motor (1951-52) Remote Throttle & Shift Control Combination .....\$48.50
- Johnson QD 10 HP Motor (1951-52) Remote Throttle & Shift Control Combination .....\$48.50
- Remote Steering Control (Spring Type) .....\$ 6.95

**Miscellaneous DUOTROL Accessories**

- Extensions for Remote Throttle and Shift with Couplings 3' .....\$ 1.05
- 4' .....\$ 1.20
- 6' .....\$ 1.50
- Transom pulleys for steering control .....per pr. \$ 3.50

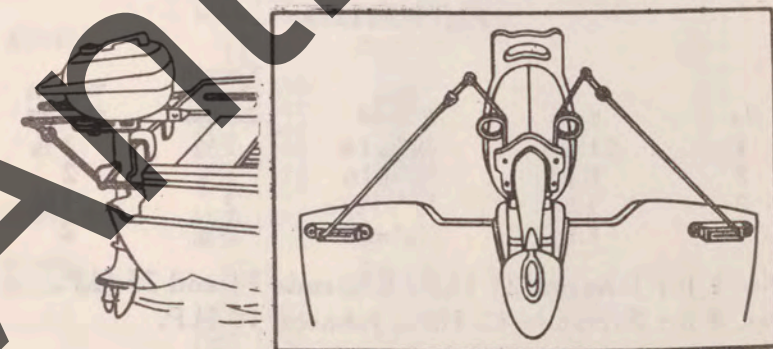


Fig. M58830

Trojan

AMERICA'S FINEST OUTBOARD RUNABOUTS

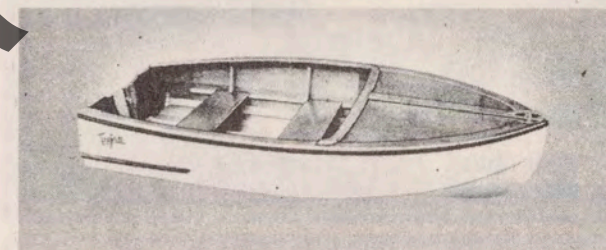
SMARTLY STYLED

DELUXE AND SUPER DELUXE

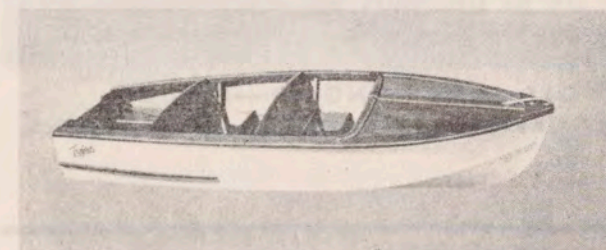


SEA QUEENS


12' BASIC BOAT



14' WITH SEAT BACKS



16' WITH CENTER DECK AND SEAT BACKS



For boating pleasure with pride of ownership, there's nothing to equal the smart appearing and perfectly performing Trojan Sea Queen . . . truly the "Queen of All Waters."

Each of the three Sea Queens . . . the 12' . . . the 14' . . . and the 16'—Deluxe or Super Deluxe features the famed Trojan hull design that gives you a rare combination of seaworthiness and high speed in a small boat.

Planking on all Sea Queens is 5/16" five-ply mahogany marine plywood, bronze fastened to select white oak framing. Bottom features built in floor boards for extra strength. Beautifully rounded decks, seats, trim and transom are solid Philippine mahogany, heavily varnished to add lustre to the rich, red mahogany for which Trojan Sea Queens are known. All models are provided with chrome lifting handles; bow chocks and mooring cleats are standard on Super Deluxe models.


These . . .

Make it easy to convert your Trojan Sea Queen . . .

12' 14' 16'

SUPER DELUXE RUNABOUT

The most beautiful runabout of them all, perfect for the new remote-control motors. Aft deck encloses spacious storage compartment and provides selfbailing motor well designed so that water, gas, oil, etc., drains safely overboard. Access to the motor is accomplished by opening large hatch down center of aft deck.



SEAT BACKS are available for forward and center cross seats. They are made of solid Philippine mahogany and finished in a rich red, mahogany shade with true marine materials. Side decks of all Sea Queens are pre-drilled to receive seat back bolts, making installation simple.

CENTER DECK is designed with the same cushion effect as the forward deck and is finished to match the rest of the boat. Made of mahogany, it adds to the beauty and styling of your Trojan Sea Queen, and provides a wide dashboard for installation of a steering wheel. Pre-drilled holes make it easy to bolt Center Deck securely in place. Other optional equipment for greater utility or higher style includes Mooring Kit, Windshield, Canvas Cover, Bow Locker and Copper-Bronze Bottom Paint. Hull color—Trojan Green; white, optional at no extra charge. Top quality materials, engineered construction, scientific design combined to bring you—Trojan Sea Queens . . . tops in performance tops in value!

A SMARTLY STYLED RUNABOUT

14' SEA CAPTAIN



The sleek, trim "Sea Captain" is a smartly styled, quality runabout that sells at a remarkably low price for a boat of its beauty and size. The hull follows the basic lines of the "Angler" including built-in floorboards, but the "Sea Captain" incorporates a 70" forward deck with dashboard, as well as two cross seats. Deck, seats and trim are finished in rich, red tones like the famous Trojan "Sea Queens." Enamelled Trojan Green or white.

You can use the "Sea Captain" as an open cockpit runabout, or install center deck and seat backs. Divided forward seat back furnished for "Sea Captain" provides easy access to motor from forward controls. Hardware includes polished aluminum lifting handles. Optional equipment available includes Mooring Kit, Windshield, Canvas Covers and Copper-Bronze Bottom Paint.


FOR THE "BLUE WATER" FISHERMAN

THE 14' OFF-SHORE ANGLER

Here is the ideal fishing boat for smooth or rough water. Wide beam and high free-board give lots of room plus that desirable extra margin of safety . . . perfect for trolling or bait casting. Will plane nicely with small motors and give outstanding performance with the larger ones. A boat designed for the fisherman with all the seaworthiness of the famous SEA QUEENS.

Rugged construction features a one-piece 3/8" five-ply marine plywood bottom reinforced with full length floorboards fastened integrally to it. Sides are 1/4" marine plywood. Decks, seats, trim and transom are varnished, dark red, solid Philippine mahogany.

Available in two options, the Deluxe features a spacious bow locker beneath the 53" forward deck, access to which, is provided for by a folding back on the forward-most seat. The "Standard" Off-Shore Angler is the same basic open hull, with the same three cross seats, and may be outfitted with such optional equipment as forward deck, center deck and seat backs. Hardware includes polished aluminum lifting handles. Angler is available in Trojan Green or white.




TOP—14' OFF-SHORE ANGLER—DELUXE  
BOTTOM—14' OFF-SHORE ANGLER—STANDARD

A TOP PERFORMER WITH SMALL MOTORS

THE 12' SPORTSMAN

The Trojan Sportsman is the ideal all-purpose small boat—light in weight for easy portability and excellent small motor performance, yet strong, durable and seaworthy. Wide beam combined with continuous flare to transom makes it a safe and stable small boat. Five H.P. makes her plane—large motors zip her along at speeds in excess of 30 M.P.H.

This fast, low-cost runabout has the same one-piece bottom and built-in floorboards as her larger sisters. Transom, trim, seats and deck are solid, dark red Philippine mahogany . . . framing is of selected white oak. Available optional equipment includes center deck and seat backs. Trojan Green or white.



12' SPORTSMAN—CENTER DECK WITH SEAT BACK AVAILABLE

TROJAN PRICE LIST Effective Sept. 7, 1953

Trojan 16' Sea Queen Deluxe	\$552.00	Guard Rail Molding	12.00	Stainless	15.00
Trojan Super Deluxe	672.00	Polished Aluminum	4.00		
Trojan 14' Sea Queen Deluxe	492.00	Stem Band			
Trojan Super Deluxe	578.00	Polished Aluminum	4.00		
Trojan 12' Sea Queen Deluxe	395.00	Covers, 10 oz. canvas, drawstring			
Trojan 14' Sea Captain	394.00	16' Sea Queen	32.00	14' Sea Captain	28.00
Trojan 14' Off-Shore Angler—Standard	313.00	14' Sea Queen	28.00	14' Off-Shore Angler	28.00
Trojan 14' Off-Shore Angler—Deluxe	394.00	12' Sea Queen	24.00		
Trojan 12' Sportsman	272.00	Crating (when required)		\$1.00 per foot	
ACCESSORIES					
Forward Decks		Copper-Bronze Bottom Pnt		\$1.00 per foot	
14' Off-Shore Angler	34.00	All prices F.O.B. Lancaster, Pa.			
Center Decks (Require Fwd. Seat Backs)					
16' Sea Queen	24.00				
14' Sea Queen	24.00				
12' Sea Queen	24.00				
Center Decks with Forward Seat Backs					
14' Sea Captain	30.00				
14' Off-Shore Angler	24.00				
12' Sportsman	24.00				
Seat Backs					
16' Sea Queen—Fwd. Aff.	18.80				
14' Sea Queen—Fwd. Aff.	18.80				
12' Sea Queen—Fwd. Aff.	18.80				
14' Sea Captain—Fwd. Aff.	14.00				
14' Off-Shore Angler—Fwd. Aff.	9.00				
12' Sportsman—Fwd. Aff.	9.00				
Bow Locker		Windshield			
12', 14', 16' Sea Queen	26.00	12', 14', 16' Sea Queen—Chrome			
Sheer Molding					
Polished Aluminum	36.00	Stainless			

SPECIFICATIONS

Boat	Loa	Beam	Depth	For'd Max. HP			
				Transom Deck	Recom-	Wt.	
16' SUPER DELUXE SEA QUEEN	15-8	66"	30	49 1/2	60	50	380
16' DELUXE SEA QUEEN	15-8	66"	30	49 1/2	60	50	330
14' SUPER DELUXE SEA QUEEN	13-8	65"	30	49 1/2	60	33	330
14' DELUXE SEA QUEEN	13-8	65"	30	49 1/2	60	33	280
12' DELUXE SEA QUEEN	11-8	59"	28	45 1/2	54	16	230
14' SEA CAPTAIN	13-7	63"	29	55	70	25	250
14' OFF SHORE ANGLER, Std.	13-7	63"	29	55	54	25	225
14' OFF SHORE ANGLER, DELUXE	13-7	58"	29	55	54	25	250
12' SPORTSMAN	11-4 1/2	58"	20	53 1/2	54	14	180

ALUMINUM RUNABOUT


Aqualine

Combining all of the desirable features of wooden craft with time proven advantages of metal boats, plus high resistance to salt water corrosion, the Aqualine represents another great step forward in the aluminum boat field.

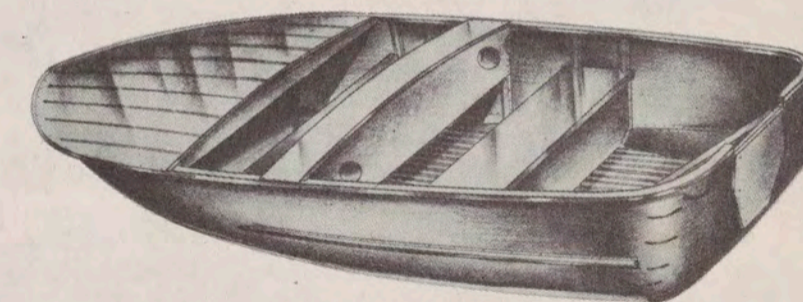
Constructed of heavy gauge aluminum—the alloy used by the U. S. Navy on amphibious aircraft, the Aqualine will stand up under conditions where most aluminum boats fail.

Forward frames, transom, and seats give great strength with extreme lightness. Special alloy rivets providing greater strength plus greater corrosion resistance contribute to overall quality. And don't overlook the exclusive feature of seams sealed with AlumiSeal. Styrofoam by Dow Chemical makes this boat non-sinkable. Floorboards of unique design are standard in all models.

Available unpainted or painted. Finished models are etched, chromated, and then finished in a special formula paint to give maximum beauty and resistance.



"THE FISHERMAN"




"THE RUNABOUT"

SPECIFICATIONS

SPECIFICATIONS	Unpainted "Fisherman"	Painted "Fisherman"	Unpainted Runabout	Painted Runabout	Unpainted "Fisherman"	Painted "Fisherman"	Unpainted Runabout	Painted Runabout
	11'-10"	11'-10"	11'-10"	11'-10"	13'-10"	13'-10"	13'-10"	13'-10"
Length	11'-10"	11'-10"	11'-10"	11'-10"	13'-10"	13'-10"	13'-10"	13'-10"
Beam	58"			SAME				
Depth	26"			SAME				
Bow Deck	28"	28"	60"	60"	28"	28"	60"	60"
Center Deck/Seat Back	NO	NO	YES	YES	NO	NO	YES	YES
Bow Shelf	NO	NO	YES	YES	NO	NO	YES	YES
Finish	Bright	Special Enamel	Bright	Special Enamel	Bright	Special Enamel	Bright	Special Enamel
Weight	148	150	178	180	160	163	188	190
Price, FOB Factory	\$263.00	\$311.00	\$333.00	\$379.00	\$292.00	\$339.00	\$359.00	\$408.00

## Roberts KIT-CRAFT & SEA SHELL for '54

Mesco



### 8' SEA SHELL PRAM

Grand-Daddy of all kit boats is the Roberts Sea Shell pram. This little 8-footer is ideal for rowing, towing and motoring with outboards from 1½ to 3½ h.p. It weighs only 65 pounds and is readily transported atop your car or cabin. The Sea Shell, measuring 8 feet in length, four feet wide and 16 inches deep, has an easy riding V-bottom. All parts are factory pre-cut from finest marine materials, including AA grade marine plywood. Solid brass screws are included. The Sea Shell is easily converted into a trim little sailer with the Standard Sail Conversion Kit. This includes sail, mast, boom, aluminum rudder and dagger-board, lines, fittings, center-board trunk and floorboards.

SEA SHELL PRAM ..... \$48.50  
SAIL CONVERSION KIT ..... \$72.50  
f.o.b. factory

### 8' DELUXE SEA SHELL PRAM

The 8' Roberts Deluxe Sea Shell is a custom quality version of the time-proven Sea Shell. She is expressly designed for the discriminating boatman who wants the finest all-purpose dinghy offered today in kit form. Among the many added features are factory-assembled frames that are completely bevelled and notched. These frames control the form and shape of your boat during assembly and remain as an integral part. Both transoms are completely framed. It measures 8' long, 4' wide and 16" deep, and, like the Sea Shell, can be made into a sailer with the Standard Sail Conversion Kit.

DELUXE SEA SHELL PRAM ..... \$58.50  
f.o.b. factory

### 10' KING SIZE SEA SHELL

The Roberts King Size Sea Shell is the "big brother" of the popular Sea Shell; designed for those who want a pram that is a little larger. The King Size is spacious—10' long, 56" wide, 21" deep—with plenty of room for three or four adults, plus fishing gear and boating equipment. It is designed to carry today's modern 1½ to 6 h.p. outboards. For full boating fun, whether it be rowing, motoring or sailing, the King Size Sea Shell fills the bill—and fits the pocketbook. It converts to a "dandy" little sailing craft with the Standard Sail Conversion Kit.

KING SIZE SEA SHELL ..... \$68.50  
f.o.b. factory

### 8' SKIMMER PLANING PRAM

The Roberts Skimmer is the original and only full planing pram offered today in a kit. It is truly the "boat of a thousand uses"—a perfect cruiser tender, a pint-size speed hull, a lightweight duck boat, a trim little fishing craft. The Skimmer has been clocked at speeds of between 24 and 38 m.p.h. when powered with the popular 3 to 7½ h.p. motors. Just under 8' long, it has 44" beam and 16" depth, and weighs only 85 lbs. The Skimmer features the new "built-in" floorboards for added strength, and the fully-framed transom is securely braced with oversize corner brackets. It's rugged, for rough usage—Quart-size performance in a pint-size hull.

SKIMMER PLANING PRAM ..... \$78.50  
f.o.b. factory

Mesco

## Roberts - AMERICA'S FAVORITE KIT BOATS

### 10' SUPER-ROCKET

The Roberts Super-Rocket has everything. A sport racing runabout, it is fully qualified under latest APBA specifications for Class B, BB, BU and stock runabout. In recent race meets it has been clocked above 44 mph. The Super-Rocket is not just another speed hull; it is a trim craft that "looks like a million". Genuine Philippine mahogany marine plywood deck and solid mahogany dashboard add the quality touches that make it a stand-out. For the rough grind of professional race competition, the Super-Rocket features a ¾" AA marine plywood bottom reinforced by six bottom battens. Ten feet over-all, the Super-Rocket has a 53" beam, 15" depth and weighs 140 pounds. There is nothing like it available in a kit.

SUPER-ROCKET ..... \$169.50  
f.o.b. factory

### 12' ROAMER SKIFF

The Roberts Roamer, a leader in its class, finds favor with boatmen everywhere. Often mistakenly called a "rowboat", the skiff actually is the most adaptable of all models, and the Roberts tops them all. In its 12' of length, 54" beam and 16" depth, is packed rugged construction of true marine materials and AA marine plywood. Weighing less than 145 pounds, it has perfect ease of handling that makes it popular with beginners as well as experienced boatmen. It is the ideal craft for summer camps, resorts and boat rentals. It rows easily and performs admirably with outboards from 1½ to 7½ h.p. and with the latest small-power inboards.

ROAMER SKIFF ..... \$79.50  
f.o.b. factory

### 12' SPORTSTER




The Roberts Sportster is twelve feet of flashing performance. It is a lightweight, level-riding V-bottom sport runabout that will out-perform others in its class costing upwards of \$300. It truly is the Queen of Kits. Her graceful flare and deep V-bottom bow make her dry riding in all weather. Two wide seats provide comfort for four, with plenty of dry room under the forward deck for fishing or picnic gear. The Philippine mahogany deck adds that distinctive touch. Measuring just under 12' long, 53" wide and 18" deep, the Sportster rides well atop your car with standard carriers. It is under 140 pounds. The deluxe mahogany dashboard and wheel kit is optional.

SPORTSTER RUNABOUT ..... \$159.50  
SPORTSTER WHEEL KIT ..... \$ 29.95  
f.o.b. factory

### 14' OFFSHORE and ATLANTIC

The Roberts Offshore is specifically designed for rough use in open salt water, while its companion hull, the Roberts Atlantic, is a flashy sport runabout. The heavy five-frame construction is reinforced with the exclusive "built-in" floorboards. This type of framing gives the hull the needed ruggedness for rough water, while its sharp, flaring bow section permits soft riding in choppy seas. It is spacious! Just under 14' long, it has 58" beam and a full 21" depth, insuring solid comfort for a day's fishing. The optional Atlantic Conversion Kit transforms the rugged Offshore into a graceful sport runabout that invites praise at every mooring. This top service hull takes outboard power up to 33 h.p. and performs nicely with the new low-power inboards.

OFFSHORE UTILITY ..... \$177.50  
ATLANTIC CONVERSION ..... \$ 20.00  
f.o.b. factory



1954  
**Mastercraft**  
TRAILERS




**MODEL SB250**  
Standard Equipment



**MODEL SB400**

With Geared Winch, Spare Wheel and Tire Carrier, Tail Light Kit and Tie Down Kit.



**MODEL SC800**  
Standard Equipment

**MODEL SB250**

Track—52"  
Hub—Mastercraft Precision one-piece Hub equipped with Timken Tapered Roller bearings or equivalent.  
Wheels—4:00 x 8 Mastercraft Wide-Base rust-proof Demountable Wheel.  
Boom Length—12' for Boats to 14'.  
Road Clearance—Anywhere your car can go—a Mastercraft can go.  
Spring—Mastercraft Special "Pre-loaded" leaf type, transversely mounted.  
Tires—Mastercraft High Speed Rayon Cord—4:00 x 8—2 Ply.  
Maximum Capacity—250 pounds.  
Weight—160 pounds.  
Standard Equipment—Keel roller, retractable loading system, combination winch stand and bow rest, safety chain.  
Price, FOB factory, KD...\$94.95

**MODEL SB400**

Track—52"  
Hub—Mastercraft Precision one-piece Hub equipped with Timken Tapered Roller bearings or equivalent.  
Wheels—4:00 x 8 Mastercraft Wide-Base rust-proof Demountable Wheel.  
Boom Length—13' for Boats to 15'.  
Road Clearance—Anywhere your car can go—a Mastercraft can go.  
Spring—Mastercraft Special "Pre-loaded" leaf type, transversely mounted.  
Tires—Mastercraft High Speed Rayon Cord—4:00 x 8—2 Ply.  
Maximum Capacity—400 pounds.  
Weight—179 pounds.  
Standard Equipment—Keel roller, retractable loading system, combination winch stand and bow rest, safety chain.  
Price, FOB factory, KD...\$105.85

**MODEL SB750**

Track—58" Standard Automotive.  
Hub—Mastercraft Precision one-piece Hub equipped with Timken Tapered Roller bearings or equivalent.  
Wheels—4:00 x 8 Mastercraft Wide-Base rust-proof Demountable Wheel.  
Boom Lengths—14' for Boats to 16' 15' for Boats to 17'.  
Road Clearance—Anywhere your car can go—a Mastercraft can go.  
Spring—Mastercraft Special "Pre-loaded" leaf type, transversely mounted.  
Tires—Mastercraft High Speed Rayon Cord—4:00 x 8—4 Ply.  
Maximum Capacity—750 pounds.  
Weight—219 pounds.  
Standard Equipment—Combination Stop and Tail Light, wire and connectors. Keel rollers, retractable loading and landing system, combination winch stand and bow rest, safety chain.  
Price, with 14 foot boom, FOB factory, KD...\$121.75  
Price, with 15 foot boom, FOB factory, KD...123.75


**MODEL SC800**

Track—64"  
Wheels—Steel Disc 4:50 x 12, with Timken Tapered Roller bearings or equivalent.  
Boom Lengths—14' for Boats to 16' 15' for Boats to 17'.  
Road Clearance—Anywhere your car can go—a Mastercraft can go.  
Spring—Mastercraft Special "Pre-loaded" leaf type, transversely mounted.  
Tires—First line 4:50 x 12—4 Ply passenger car tire.  
Maximum Capacity—750 pounds.  
Weight—265 pounds.  
Standard Equipment—Combination Stop and Tail Light, wire and connectors. Keel rollers, retractable loading and launching system, combination winch stand and bow rest, safety chain.  
Price, with 14 foot boom, FOB factory, KD...\$180.50  
Price, with 15 foot boom, FOB factory, KD...182.50


**LOAD-LAUNCH BY YOURSELF**  
Mastercraft's proven remarkable launching and loading system permits one-man operation with ease. A unique roller system in connection with a geared winch makes the job simple and easy. Once "aboard", your boat rests safely on Mastercraft's form fitting cradle.

1954  
**Mastercraft**  
TRAILERS

- ★ CROWN FENDERS
- ★ HEAVIER MAXIMUM CAPACITIES
- ★ PROVEN ONE-MAN LAUNCH AND LOAD SYSTEM
- ★ FULLY ADJUSTABLE BOAT CRADLE
- ★ "CRUISER-CARRYING" MODELS
- ★ DEMOUNTABLE TYPE WHEELS ON ALL SB MODELS



**MODEL SC 1200**  
SPECIFICATIONS:  
Track—67"  
Overall Length—15' for boats to 19'  
Platform Size—5' x 9'  
Springs—Mastercraft's "Semi-elliptic"  
Tires—B. F. Goodrich 4 ply passenger, 4:50 x 12.  
Maximum Capacity—1200 pounds  
Weight—460 pounds  
Standard Equipment: Self aligning boat chocks, stop and tail light assy, retractable tongue stand, safety chain.  
Price, FOB factory, KD... \$252.50



**SPECIFICATIONS — MODEL SD 2000**  
Axle—Cold drawn seamless steel tubing  
Track—64 inches  
Boom—Length 16 feet (for boats to 21 feet)  
Platform Size—4'6" x 9 feet  
Springs—Mastercraft's "Progressive Load"  
Tires—6.00 x 16 six-ply first line  
Capacity—Rated 2000 lbs. max., 3000 lbs.  
Coupler—Bulldog safety coupler with jack and dolly  
Weight—425 pounds  
Brakes—Available on order  
Light—Combination stop and tail

FOB factory,  
\$330.00

**SPECIFICATIONS — MODEL SD 3000**  
Axle—Cold drawn seamless steel tubing with 4" drop forged special alloy steel spindle  
Track—76 inches  
Boom—Length 18 feet (for boats to 23 feet)  
Platform Size—5 feet x 10 feet  
Springs—Semi-elliptic  
Tires—7.00 x 15 six-ply first line  
Capacity—Rated 3000 lbs. max., 4000 lbs.  
Coupler—Bulldog safety coupler with jack and dolly  
Weight—600 pounds  
Brakes—Available on order  
Light—Combination stop and tail

FOB factory,  
\$425.00

**SPECIFICATIONS — MODEL SE 6000**  
Axle—TRUE TOW TANDEM—Cold drawn seamless steel tubing with 4" drop "True Camber" drop forged special alloy steel spindle  
Track—86 inches  
Boom—Length 20 feet (for boats to 25 feet)  
Platform Size—6 feet x 12 feet  
Springs—Semi-elliptic  
Tires—7.00 x 15 six-ply first line  
Capacity—Rated 6000 lbs. max., 8000 lbs.  
Coupler—Bulldog safety coupler with jack and dolly  
Weight—950 pounds  
Brakes—12" x 1 1/2" electric with car control  
Light—Combination stop and tail

FOB factory,  
\$886.00

**NEW HUB AND DEMOUNTABLE WHEEL CONVERSION KIT**

Mastercraft's new Precision one-piece Hub and Demountable Wheel can be easily adapted to earlier Mastercraft Models — allowing Sportsmen to bring their trailers up-to-date at low cost. Owners of Mastercraft Models SB100, — SB150, — SA200, — SB300, — SA500, — SB500 and SB650 can convert their present trailer wheel assemblies quickly and easily, with one of these new Hub & Wheel Conversion Kits.

#HW750 Hub & Wheel Conversion Kit includes: New Precision one-piece Hub, new wide-base rust-proof Demountable Wheel, complete with hub-studs, nuts, spacing-collar, races, grease-seal, hub-cap, and instructions for installing. (You can use your present bearings and tires with this Kit.) Be sure to give trailer Model and Serial Number when ordering.

- Fig. M120828  
**SPARE WHEELS, TIRES, AND TUBES**  
SB250 & SB400 ...\$16.80  
SB750 ..... 17.30  
SC800 & SC1200 ... 30.00



Fig. M120629  
Price, ..... \$17.50

**TRAILER CONNECTORS**

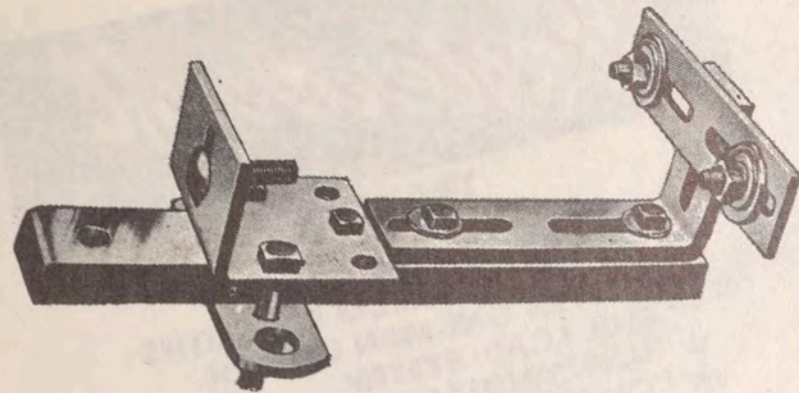


Fig. M108630

At last—the most practical bumper to frame trailer connectors on the market—only 3 models to fit practically all make cars from 1946 to 1952. Exposed portions are chromium plated. Wt. approx. 11 lbs.

Order MT-11 for:

Dodge	1953	Lincoln	1953	Pontiac	1953
Hudson	1948-'50	Plymouth	1953		

Order MT-21 for:

Chrysler	1941-'52				
De Soto	1941-'52	Dodge	1941-'52	Plymouth	1941-'52

Order MT-31 for:

Buick	1941-'53	Ford	1947-'53	Mercury	1947-'53
Cadillac	1949-'53	Frazer	1948-'49	Nash	1952-'53
Chrysler	1953	Henry J	1950-'53	Olds'bile	1946-'53
Chevrolet	1941-'53	Kaiser	1947-'53	Packard	1947-'53
De Soto	1953	Lincoln	1951-'52	Pontiac	1941-'52

Price, each .....\$11.45

**TRAILER CONNECTORS**

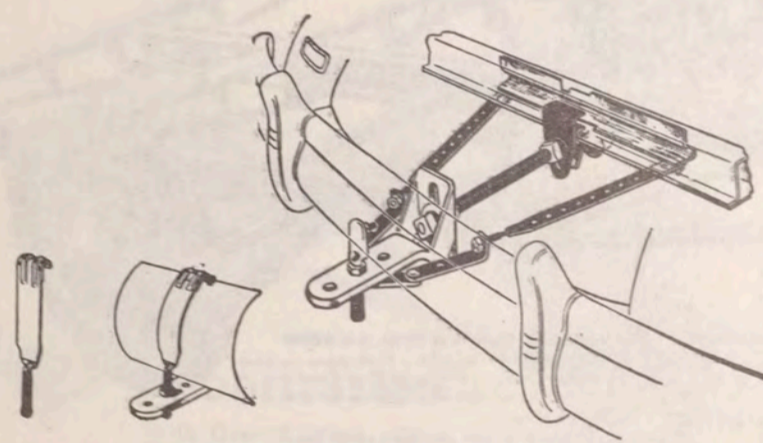


Fig. M11633B4

One model fits most cars. Attaches to rear bumper through hole or use optional bumper hook and attach to car frame, no drilling required. Fits following model cars. (Station wagons only where listed)

BUICK	1950-'53	KAISER	1952-'53
CADILLAC	1950-'53		1951
CHEVROLET	1952-'53		1949-'50
'53 Station Wagon			1947-'48
CHRYSLER	1946-'51	LINCOLN	1952-'53
Includes Station Wagon		MERCURY	1952-'53
(Not Imperial)			1946-'48
1951-'52		OLDSMOBILE	1949-'53
1946-'50		All Series	
DESOTO	1951-'53		1946-'48 "98"
'53 Station Wagon			1946-'48 "60"
1946-'50		PACKARD	1951-'53
DODGE	1953	"200", "300", "400"	
114" Wheelbase		PLYMOUTH	1946-'53
119" Wheelbase		'53 Station Wagon	
1953 Station Wagon		PONTIAC	1953
1951-'52		All except Station Wagon	
1946-'50		Station Wagon	1953
FORD	1949-'53		1949-'52
1946-'48			1946-'48
FRAZIER	1947-'51	Series "25" & "27"	
HENRY J	1951-'53	STUDEBAKER	1949-'52
(Sears All-State)			

Price each	Optional bumper hook each	Wt. ea. lbs.	Packed per carton
\$14.95	\$3.10	15	4

**BUMPER CLAMP**

No. 24

For lighter loads than the No. 25 or 27 units. Made of all steel stampings and adjustable to a variety of bumpers. Wt. 4 lbs. Price, each .....\$3.50



Fig. M10033B12

**BUMPER CLAMP**

No. 25A

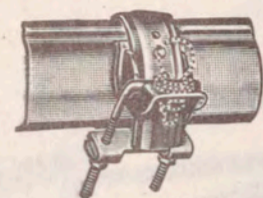


Fig. M100333B12

Standard model bumper clamp, fitting most late model cars '42 to '51. All steel and exceptionally rugged. Wt. 8 lbs. Price, each .....\$7.05

**CONNECTING BAR**

No. 26


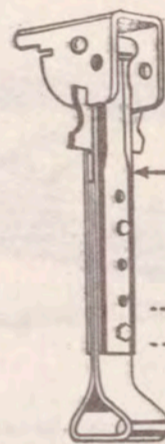


Fig. M101133B12

Designed for use with two No. 24, 25 or 27 bumper clamps where license plates or bumper guards prevent center mounting of a single clamp. Fastening bolts included. Wt. 8 1/2 lbs. Price, each .....\$5.00

**TONGUE STAND**



PARKING POSITION  
HAULING POSITION

Attaches to trailer tongue, adjustable from 15" to 19" height, and swings up out of way when trailing. High tensile pressed steel, wt. 32 lbs. Price, each .....\$5.25

Fig. M10133B12

**GEARED WINCH**

This new winch can be mounted on all Mastercraft models, and is easily adapted to other makes. The handy ratchet pawl disengages quickly for free-wheeling while launching boat or lowering load. Gears are machine cut, (not stamped or cast) to insure accuracy and long life. Capacity: 400 lbs. Price, each .....\$7.95



Fig. M109230

Constructed of heavy-gauge steel stampings. Ratchet-lock can be thrown in off position, to let drum run free when desired. Capacity: 1,000 lbs. 2 sizes, 2 capacities. No. 1—130 ft. No. 2—195 ft. Price, each, No. 1 .....\$ 8.65 Price, each, No. 2 .....\$10.45




Fig. M120030

**TRAILER COUPLINGS**

O-6 TRAILER COUPLING

O-7 TRAILER COUPLING

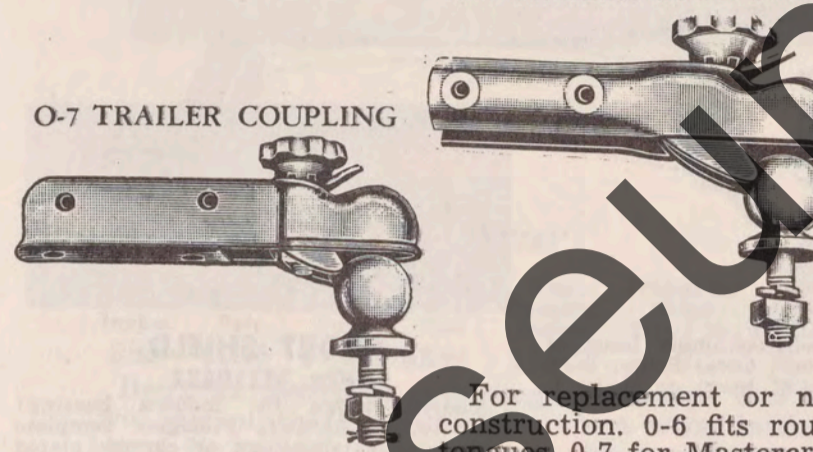


Fig. M10233B12

For replacement or new construction. O-6 fits round tongues, O-7 for Mastercraft replacement or fits rectangular tongues. Takes 1 1/8" ball. Wt. approx. 4 lbs. Price, each .....\$4.25

**HITCH BALL**

Steel hitch ball, 1 1/8" dia. with 3/8" dia. shank. Standard for most small trailers. Wt. 1 lb.



Fig. M100533B12

Each	Chrom. Plated Each
\$1.37	\$2.63

**RETRACTABLE LOADING AND LAUNCHING ROLLER KIT**




Fig. M17028

Owners of earlier Mastercraft Models can bring them up-to-date by installing this outstanding "load on" and "coast off" roller system. This sensational feature is available for all Models SA200 — SB200, — SA500, — SB500 and SC750.

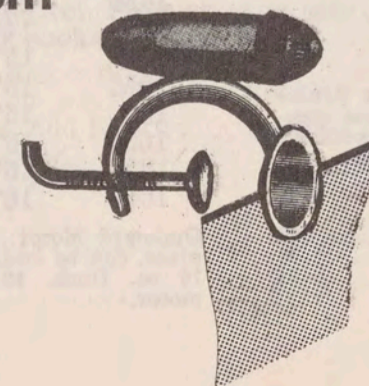
Kit includes: center retractable Rollers, Windlass, Cable, all necessary fasteners, and instructions for attaching.

Price, Kit .....\$7.95

**EMERGENCY TAIL LIGHT**

Fig. M100833

Red flashlight battery operated unit with red flag—clamps to boat transom or trailer tailgate. Wt. 1/2 lb. Price, each .....\$2.70



**TAIL LIGHT KIT**



Fig. M100728

This combination Stop-and-Tail-Light Kit is made available to those who wish lighting equipment on our 250 and 400 Series Models. Trailers are equipped with mounting bracket. Price, Kit .....\$4.00

**TRAILER DOLLY**



Fig. M100628

This dolly can be attached to the trailer skid if you are required to move your trailer a considerable distance from car to water. Bracket for mounting to trailer is included. Price, each .....\$12.50

**BOAT TIE DOWN KIT**




Fig. M101228

This kit has an inserted shock-cord loop which affords constant tension at all times, taking up slack caused by climatic conditions. Price, Kit .....\$6.50

**BOAT TIE DOWN**



Fig. M121128

Deluxe 2" wide extra heavy web tiedown strap, 108" of usable length, complete with patented sturdy buckling device of positive holding action. Ideal for heavier, larger boats. Price, each .....\$7.95

**TIRE CARRIER**

TC54 for Demountable Wheel. Adaptable to all 1954 "SB" Models. Price, each .....\$1.75

TC50 for Spare Wheel. Adaptable to all "SA" and "SB" Models from 1949 through 1953. Price, each .....\$1.75

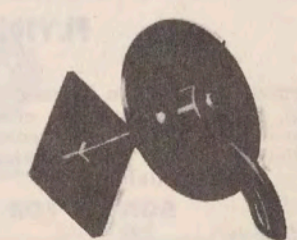


Fig. M120728

# MARINER BoaTop AND WINDSHIELD

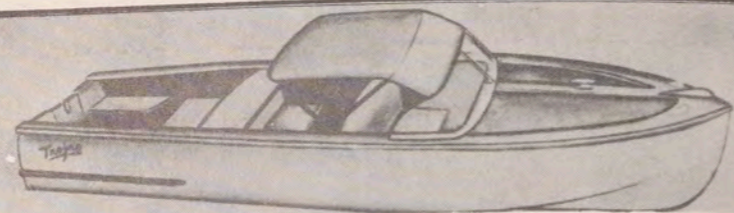


Fig. M119233

The new Mariner BoaTop and Stationary Windshield makes a snappy convertible of almost any open boat and provides all-weather protection. The modern curved Mariner Windshield is of Aircraft Plexiglas and can be fitted to any boat for use with or without the Mariner BoaTop. The unobstructed corners permit wide-angle vision and provide much greater protection than the ordinary windshield. Installation is easy. All hardware, including polished aluminum center bracket, are supplied.


The Mariner BoaTop can be used only with the Mariner Windshield. The strong metal frame has a weather-resistant finish treated for outdoor use, and is fitted with aluminum and brass hardware. Two styles are available: Model S is 4'8" long; Model L is 6'10" long. The BoaTop folds compactly on the deck behind the windshield. Detachable Side Curtains are optional.

Specific models are stocked for the boats listed below. For boats not listed, send maximum beam of your boat and specify the following: advise make, model, and year of boat. Colors: Coral Beige; Surf Green. When ordering complete with BoaTop, be sure to specify: 1. Model S (4'8" long) or Model L (6'10" long); 2. With or without Side Curtains; 3. Color.

### STANDARD MODELS

14' Trojan Sea Queen	13'3" x 60"	Lyman
16' Trojan Sea Queen	15'2" x 64"	Lyman
14' x 64" Thompson	14' Century	Seaflyte
16' x 64" Thompson	16' Century	Seaflyte

	Up to 66" Beam	67" to 72" Beam
Mariner Windshield	\$64.75	\$69.75
	Model S	Model L
Mariner BoaTop	\$43.50	\$55.00
Side Curtains	18.50	23.50
Storage Boat—All Models	\$5.75	
Chromed Bronze Center Bracket	4.75 Additional	



### SPORT SHIELD Fig. M119433

Modern design for modern boating! Heat-formed Aircraft Plexiglas complete with polished aluminum or chrome plated brass brackets and rubber deck moulding. Easily installed. When ordering specify overall width of deck at location of windshield.

Complete with polished Aluminum Brackets ..... \$29.75  
Complete with Chrome Brass Brackets ..... 34.75

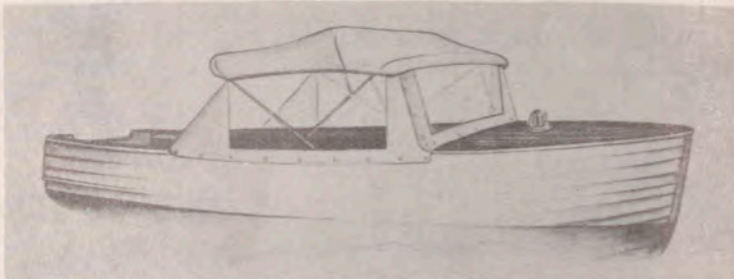
## BoaTop

Fig. M119333

The convertible BoaTop provides care-free boating. Fish or cruise in comfort and security with your Taylor Made BoaTop. The BoaTop is easily installed and quickly raised or lowered, and it folds compactly on the deck. The fabric is high count U. S. Army Duck, treated water repellent and mildew resistant. The metal frame has a weather resistant finish and is fitted with aluminum and brass hardware.

Flexible plastic Windshield and Side Curtains are optional. Colors: Sand Tan; Sea Green; Ocean Blue; Signal Red; Khaki; White.

Select a size 2" to 4" narrower than the maximum beam of your boat and specify the following: 1. Model Number of BoaTop or supply data shown on the list below. 2. With or without Windshield and Side Curtains. Supplied with zippers unless buttons are specified. 3. Color.



Width of BoaTop	Model S (4'8" Long)	Model L (6'10" Long)
52"	Model 50S	Model 50L
57"	Model 55S	Model 55L
62"	Model 60S	Model 60L
67"	Model 65S	Model 65L

	Models 50S, 55S, 60S	Model 65S	Models 50L, 55L, 60L	Model 65L
BoaTop	\$44.50	\$49.00	\$57.00	\$62.00
Windshield and Side Curtains	31.00	31.00	37.75	37.75
Complete	\$75.50	\$80.00	\$94.75	\$99.75
Windshield Curtain Only—All Models	\$12.95	Storage Boat—All Models	\$6.75	

A: Overall width 6" forward of break of deck. B: Overall width at break of deck. C: Overall width 2' aft of break of deck. D: Width of Covering Board or Gunwale

## BOAT COVERS

CUSTOM BOAT COVERS are designed to fit the particular model boat on which they are to be used. The material is Sanforized 10.10 ounce High Count U. S. Army Duck, Mineral Dyed Khaki and finished with VITATEX weather-resisting treatment. They are equipped with Dot fasteners.

Lock-stitched with tough, extra-heavy thread, and double-reinforced at all points of strain, the "Taylor Made" Custom Boat Cover is engineered and fabricated for proper fit and maximum service. The exclusive Sanforizing feature makes it possible to use snap fasteners without any shrinkage problems.

STANDARD BOAT COVERS are designed to fit most 12', 13', 14', 15' and 16' boats. When selecting the proper size allow from 10" to 18" in both width and length for residual shrinkage and extending the cover over the boat all around. A stout draw rope, in a wide hem, holds the cover in place. All covers are packed in individual transparent plastic bags.



Fig. M119533

### CUSTOM COVERS

Model of Boat	Custom Price each
12' x 58" Trojan Sportsman	\$31.00
14' x 63" Trojan Angler and Sea Captain	36.00
12' x 59" Trojan Sea Queen	31.00
14' x 65" Trojan Sea Queen	37.00
16' x 66" Trojan Sea Queen	40.00
Trojan 20' Sea Breeze cockpit cover	31.00

Custom Boat Covers are available for many other boats including: Alumacraft, Barbour, Dundee, Dunphy, Feathercraft, Fleetcraft, Higgins, Old Town, Pioneer, Shell Lake, Speedliner, Switzer-Craft, Tomahawk, Wagemaker, Whirlwind. Prices correspond to those shown above. Custom Boat Covers can be made to order for any other boat for which dimensions are supplied. Write for Form B1 for recording necessary measurements.

### STANDARD COVERS

Stock Number	Recommended Length	Boat Size Beam	Size of Cover	Price each 10 oz. Duck
12S	12'	40" to 50"	13' x 60"	\$19.20
12M	12'	52" to 56"	13' x 66"	20.00
12L	12'	58" to 60"	13' x 70"	20.90
13S	13'	46" to 50"	14' x 60"	20.55
13M	13'	52" to 56"	14' x 66"	21.20
13L	13'	58" to 60"	14' x 70"	22.10
14S	14'	46" to 50"	15' x 60"	21.50
14M	14'	52" to 60"	15' x 70"	22.90
14L	14'	62" to 68"	15' x 78"	24.50
15S	15'	50" to 56"	16' x 66"	22.90
15M	15'	58" to 60"	16' x 70"	24.10
15L	15'	62" to 68"	16' x 78"	25.50
16S	16'	48" to 52"	17' x 62"	24.50
16M	16'	54" to 64"	17' x 74"	25.80
16L	16'	66" to 70"	17' x 80"	27.00

Outboard Motor Flaps, for covering the motor while in place, can be attached to any of the above boat covers for: 10 oz. Duck, \$2.20 Additional. Please specify size of motor.

### FLYING BRIDGE BOATOPS Fig. M119633

No small cruiser can be used and enjoyed to the maximum without a Flying Bridge BoaTop. These BoaTops are constructed of high count Army Duck in the same complete selection of sea-going colors. The sturdy metal frame comes complete with all necessary hardware and fasteners for installation. Transparent, flexible plastic Side Curtains, are available.

### BOATOP FOR TROJAN 20' SEA BREEZE CRUISER

BoaTop only	\$67.00
Side Curtains	28.50
Stern Curtains	29.00
Available also for Chris Craft, Owens, and others.	

## BOAT COVER SOCKETS Polished Aluminum or Bronze




Fig. 622233

Length Overall Inches	Pol. Alum. Pair	Burn. Bronze Pair	Chrome Plated Pair	Size Opening Inches	Drilled for Wood Screw No.	Weight Pair in Lbs.
3%	\$1.35	\$1.00	\$2.30	1 3/4	8	5/8

Don't let that boat cover sag and droop! One or two pair of these sockets plus some wood lattice, 1 1/2 x 3/4 inches, is the answer. These sockets are made with up-angle. Attach them to the top inside edge of the boat, opposite each other — cut a piece of lattice, three or four inches larger than the width of the boat. Spring the lattice into a bow, placing the ends in the sockets. The arched bow ribs will support your boat cover perfectly!

## BOAT COVER BOWS



Fig. M117933

This bow consists of two pieces of 1/4" x 1 1/2" x 36" hardwood lath secured together and made adjustable by means of two small specially designed metal clips and a tension spring. The bows are adjustable from approximately 40" to 68", making them readily adaptable for use on all small craft. If shorter bows are needed, the wood lath may be shortened. The metal clips lay flat against the wood bows and will not wear the boat cover.

Price, each ..... \$1.35  
Price, 72 inch Not Adjustable, each ..... \$0.60

## LIFT THE DOT FASTENERS Nickel Plated Brass



Single Stud Above cuts are all full size. Screws on studs are 1/2" No. 8.

Complete Sets, .....	15.50
Stud Only, .....	6.10
Single Socket Only, .....	8.50
Clinch Plate Only, .....	1.50

## SEAT OR TRANSOM BRACES Burnished Cast Bronze




Fig. 917033

Size No.	Each	Length Overall Inches	Drilled for Wood Screw No.	Weight Each in Lbs.
1	\$0.85	4 3/4	10	1 1/2
2	1.25	8	10	3/4

## BOAT SEAT HINGES Aluminum Alloy

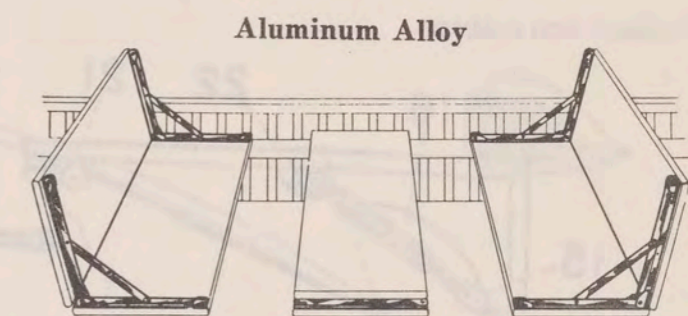
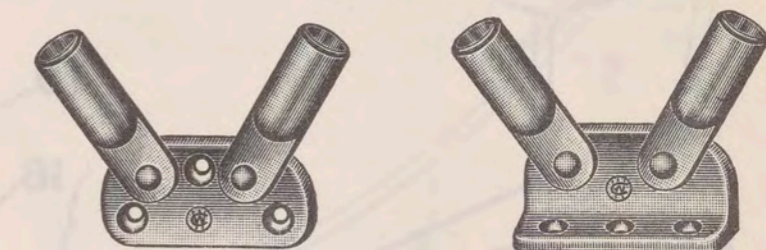


Fig. M11330

Three positions in one seat made possible by this remarkable new double jointed hinge. Down or horizontal for rowing and to keep seat dry when boat is not in use. Tilted back to face forward and tilted forward to face stern. Strong and rust proof. Fits any size seat in any boat. Screws and bolts are included. Wt. 2 lbs.

Price, per pair ..... \$5.95

## SPRAY HOOD ROD BRACKETS Cast Bronze



Side Fig. 558133

Upright Fig. 558233

Fig.	Burn. Bronze Pair	Chrome Plated Pair	Size Plate Inches	Size Deck Plate Inches	Drilled for Wood Screw No.	Weight Pair in Lbs.
558133	\$3.75	\$6.90	3x1 1/2	1 1/2	12	1 1/2
558233	4.00	7.50	3x1 1/2	1 3/8	12	2

Sockets are drilled for 1/2-inch rod.

## FENDER OR LASHING HOOKS Galvanized Gray Iron or Cast Bronze

Galvanized Gray Iron or Cast Bronze

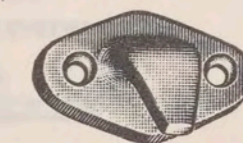
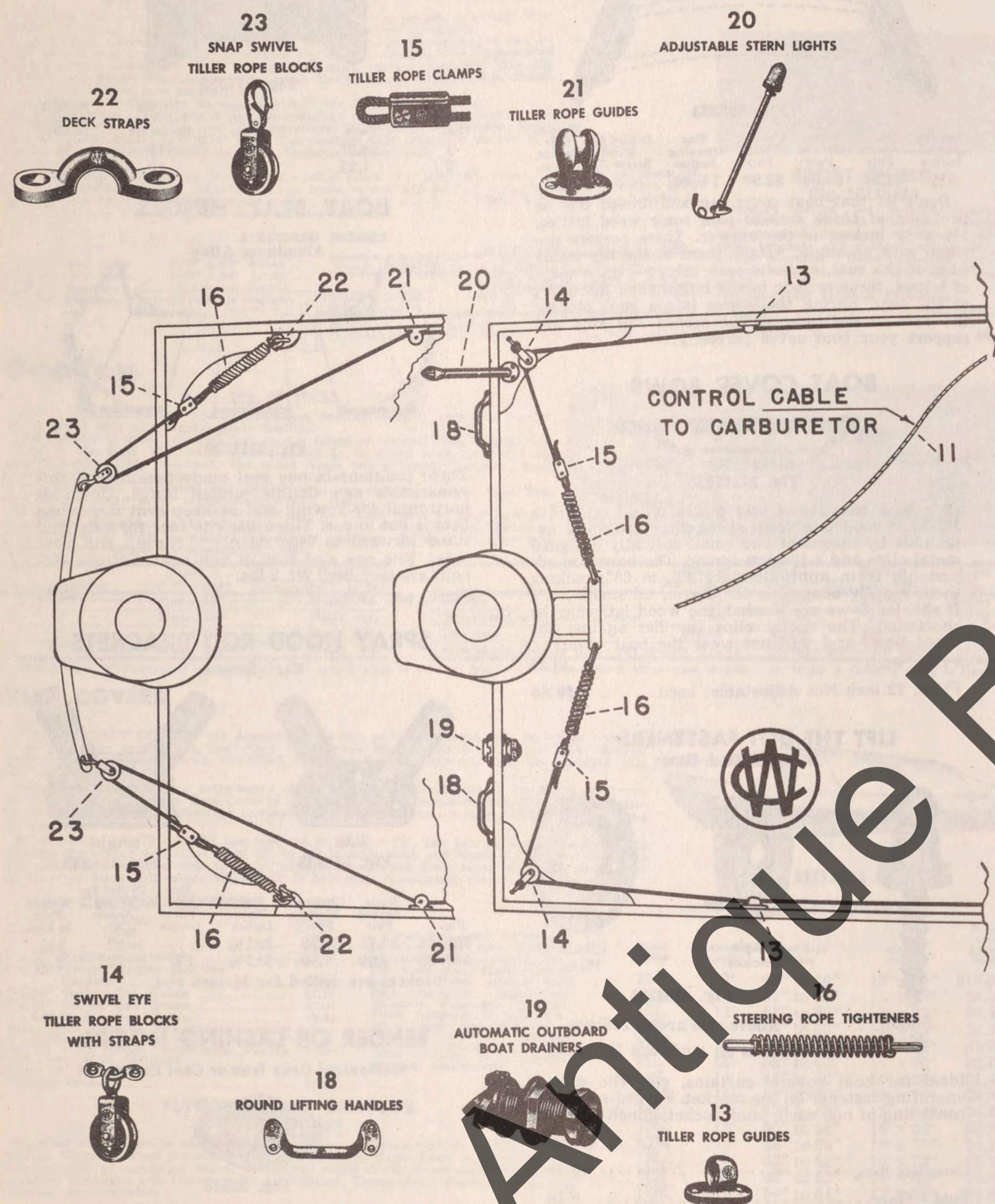


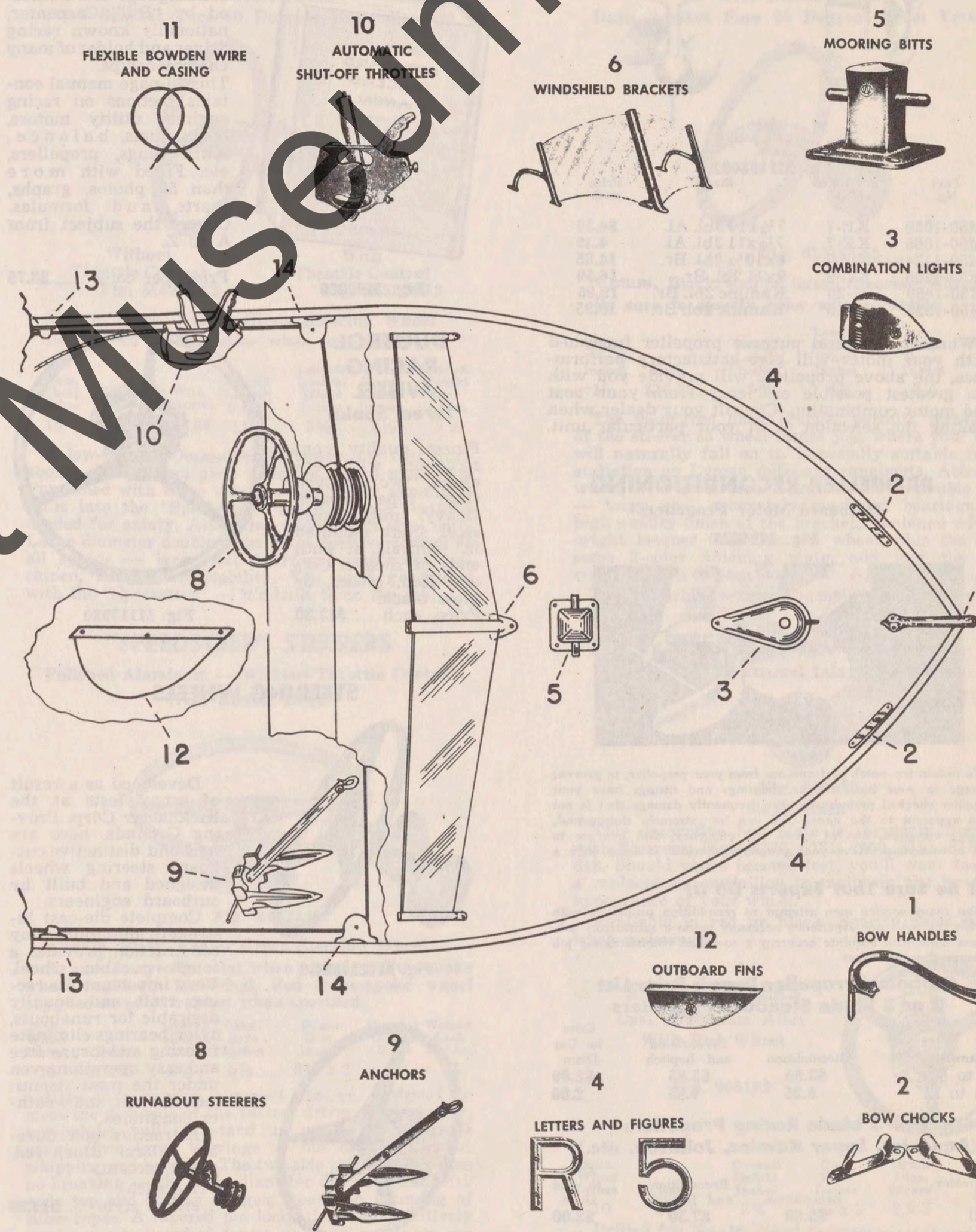
Fig. 25533

Length Base Inches	Galv. Iron Each	Burn. Bronze Each	Drilled for Wood Screw No.	Approx. Weight Each in Lbs.
2 1/2	\$0.25	\$0.45	8	1/4

### SUGGESTED STEERER



### AND THROTTLE HOOK-UPS



**PROPELLERS FOR MERCURY MOTORS**




Fig. M119800X

Part No.	For Motor Model	Size	Price each
M50-1058	KE-7	7 1/2 x 10 3bl. Al.	\$4.39
M50-1065	KE-7	7 1/2 x 11 3bl. Al.	4.39
M50-1124	KG-7	8 x 10 1/2 2bl. Br.	14.85
M50-1206	KG-9	9 x 11 2bl. Br.	16.50
M50-1459	M-20	Kaminc 2bl. Br.	19.95
M50-1528	M-15	Kaminc 2bl. Br.	19.95

While the general purpose propeller furnished with your motor will give satisfactory performance, the above propellers will provide you with the greatest possible efficiency from your boat and motor combination. Consult your dealer when making the selection to fit your particular unit.

**PROPELLER RECONDITIONING**  
Outboard Motor Propellers

Fig. M24225



To obtain top-notch performance from your propeller, to prevent damage to your boat, engine, bearings and fittings have your propeller checked periodically. For frequently damaged that is not even apparent to the naked eye can be extremely detrimental, causing vibration, loss of speed and efficiency, and increase in fuel consumption. Have your propeller checked at least once a year.

**But Be Sure That Experts Do It!**

Too many service men attempt to recondition propellers with neither the tools nor experience necessary to do a satisfactory job. Unless done with absolute accuracy a so-called reconditioning job is worse than worthless.

**Outboard Propeller Repair Price List**  
2 or 3 blade Standard Propellers

Diameter	Recondition	Recondition and Repitch	Extra to Cut Diam.
6" to 8"	\$3.85	\$5.85	\$2.00
8 1/4 to 12"	5.25	7.85	2.00

**2 or 3 blade Racing Propellers**  
(Aqua-Jet, Super Kaminc, Johnson, etc.)

Diameter	Recondition	Recondition and Repitch	Extra to Cut Diam.
all	\$5.50	\$7.50	\$2.00

Prices do not include any welding. Welding charges on application if desired.

All work is accepted at owner's risk. No responsibility can be assumed for propellers which may break during repair process. We do not recommend the repair of aluminum propellers.

**OUTBOARD RACERS MANUAL**



Fig. M96020

Written in non-technical language and authored by "Bill" Carpenter, nationally known racing driver and holder of many championships. This 96-page manual contains sections on racing engines, utility motors, boats, fuels, balance, spark plugs, propellers, etc. Filled with more than 50 photos, graphs, charts, and formulas. Covers the subject from A to Z.

Price, per copy .....\$3.75

**DUOTROL RACING WHEEL**  
Three Spoke

Finest quality construction with enclosed two grooved tiller rope sheave. Heavy duty solid steel shaft mounted in journals at both ends of sheave. Colors: Red, cream, or gloss black. Price, each .... \$17.30



Fig. M119930

**STEERING WHEELS**



Fig. M121433B6



Fig. M121533B6

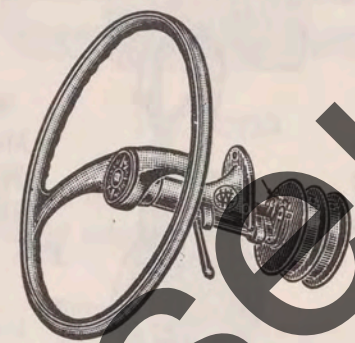
Developed as a result of many tests at the Kiekhaefer Corp. Proving Grounds, here are new and distinctive outboard steering wheels designed and built by outboard engineers.

Complete die-cast high-strength aluminum alloy construction provides a tough durable wheel. Very important for racing craft and equally desirable for runabouts, nylon bearings eliminate freezing and insure free and easy operation even under the most strenuous of water and weather conditions.

Attractive and durable colors: Blue, red, green, cream. Price each, either style .....\$14.95

**"SPORTSTEER" RUNABOUT STEERERS**

Polished Aluminum  
With Double Drum  
Dash Bracket Face 20 Degrees From Vertical



Without Throttle Control Fig. 815033A3  
With Throttle Control Fig. 815233A3

Cream, Black, Red or Green Steering Wheel  
Be sure to specify color when ordering.

Diam. Wheel Inches	Without Throttle	With Throttle	Overall Length Inches	Length Dash to Wheel Inches	Diam. Drum Inches	Approx. Weight Each in Lbs.
15	\$16.50	\$22.50	11 1/4	5 1/2	3 1/2	7 1/2

A low-priced "Dependable" Steerer, for fast Runabouts. Large dash plate provides secure mounting. Furnished with three machine screws for mounting. Built into the "Sportsteer" are all those features needed for safety. Attractive wheel, with steel core. Large diameter double drum gives positive control at all speeds — large size bearings, accurately machined, assure dependability. You can't go wrong with the "Sportsteer" — it's built to do the job!

**"SPEEDSTEER" STEERERS**

Polished Aluminum — Without Throttle Control  
With Double Drum

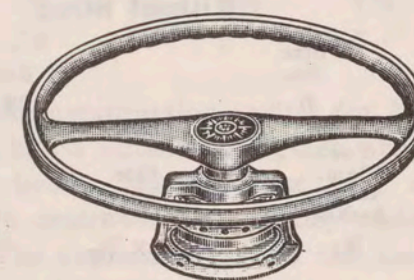


Fig. 81833A3

Cream, Black, Red or Green Steering Wheel  
Be sure to specify color when ordering. Two-spoke wheel regularly furnished. Red three-spoke wheel supplied at no extra cost when specified.

Diam. Wheel Inches	Each	Overall Height Inches	Diam. Base Inches	Drum Dim. Inches	Number of Bolt Holes	Weight Each in Lbs.
15	\$16.50	5 3/4	5 3/8	3 1/2 x 2	4	6

Here is a rugged, compact steerer, designed to meet the demands of the fastest driver. Lightweight, low-height, built to stand up under the toughest usage. Two large bearings — not one — prevent whipping and bending. The two side straps guarantee no breaking — the large diameter double drum, with wide top and bottom flanges, means no jamming of tiller ropes. A tapered pin locks the drum positively to the shaft. Polished frame and cap nut, plus the attractive wheel, with steel core, add good looks to safety. Jammed or broken steerers don't win races. The "Speedsteer" is for the winners! Furnished with four machine screws, for mounting.

**"LYMAN" RUNABOUT STEERERS**

Polished Aluminum — Without Throttle Control  
With Double Drum  
Dash Bracket Face 90 Degrees From Vertical

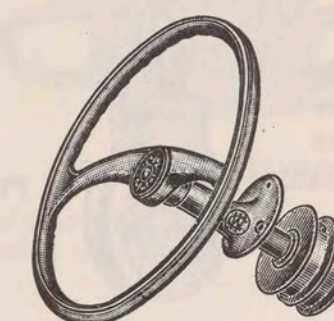


Fig. 815133A3

Cream, Black, Red or Green Steering Wheel  
Be sure to specify color when ordering.

Diam. Wheel Inches	Each	Overall Length Inches	Length Dash to Wheel Inches	Diam. Drum Inches	Weight Each in Lbs.
15	\$16.50	9 3/4	4 3/4	3 1/2	7 3/4

The 90-degree dash bracket permits installation of the steerer so wheel comes just where your hands will naturally fall on it. Especially suitable for installation on Lyman outboard runabouts. Attractive wheel, with steel core. Large diameter double drum — large size, accurately machined bearings. The high quality finish of the bracket, combined with the bright lacquer finish on the wheel, plus the handsome 2-color finishing plate, add just the right snappy touch to your boat.

Three machine screws, for mounting, are furnished.

**STEERER MEDALLIONS**

Enamel Inlay



Fig. 815333  
\$0.80 Each

This decorative hub plate is regularly furnished with Steerers, Figs. 5730, 5731, 8150, 8151, 8152 and 818. Should yours become lost, you'll want to order a replacement medallion to maintain the handsome appearance of your wheel.

Available in red or black. Specify color desired when ordering.

**SIDE STEERERS**

Cast Aluminum Alloy  
With Red Wheel




Fig. 905133

Diam. Wheel Inches	Each	Overall Height Inches	Dim. Base Inches	Drum Dim. Inches	Weight Each in Lbs.
10	\$9.90	3 3/4	3 3/8 x 5	3 x 2	3 1/4


Drilled for No. 14 Wood Screws.

A rugged, attractive steerer for small boats. May be side or dash-mounted. Three wraps of the tiller rope around the drum and you have secure and easy steering.

**SWIVEL EYE TILLER ROPE BLOCKS**

Burnished or Chrome Plated Brass  
Without Strap

With  
Bronze  
Sheave  
Fig. 578433



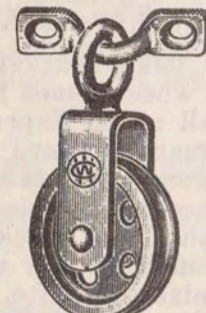
With  
Molded  
Nylon  
Sheave  
Fig. 579133

For Diam. Rope Inches	Burn. Brass Each	Chrome Plated* Each	Size Sheave Inches	Length Overall Inches	Approx. Weight Each in Oz.
5/16	\$1.75	\$3.25	1 1/8 x 3/16	3 3/4	3 1/2

\*Available in Fig. 579133 only.  
Safe working load is 700 pounds.

With Strap

With  
Bronze  
Sheave  
Fig. 578533



With  
Molded  
Nylon  
Sheave  
Fig. 579233

For Diam. Rope Inches	Burn. Brass Each	Chrome Plated* Each	Size Sheave Inches	Length Overall Inches	Approx. Weight Each in Oz.
5/16	\$2.00	\$3.90	1 1/8 x 3/16	3 3/4	3 1/2

\*Available in Fig. 579233 only.  
Safe working load is 700 pounds.  
Drilled for No. 10 Wood Screws.

The perfect Tiller Rope Block — available with or without strap, as listed. Free turning — free swiveling. Suitable for wire as well as woven rope.

**SHACKLE SWIVEL  
TILLER ROPE BLOCKS**

Burnished Brass With Bronze Sheave

For Diam. Rope Inches	Each	Size Sheave Inches
5/16	\$2.25	1 1/8 x 3/16

Length Overall Inches	Inside Dim. Shackle Pin Inches	Diam. Pin Inches	Weight Each in Lbs.
4 1/4	3/16 x 1	1/4	3/8




Fig. 578933

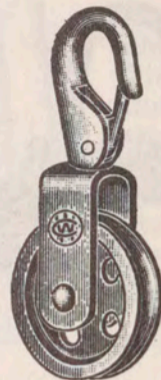
Safe working load is 700 pounds.

Here is a fine swiveling tiller rope block, built for heavy work. The shackle with pin and cotter gives a strong, positive hook-up. The swivel will take the load, yet turn freely. The deep, machined rope score is so smooth it eliminates rope wear.

**SNAP SWIVEL TILLER ROPE BLOCKS**

Burnished Brass  
With Manganese Bronze Snap Swivel

With  
Bronze  
Sheave  
Fig. 578333



With  
Molded  
Nylon  
Sheave  
Fig. 579033

Size No.	Each	For Diam. Rope Inches	Snap Throat Opening Inches	Size Sheave Inches	Length Overall Inches	Approx. Weight Each in Oz.
2	\$2.00	5/16	5/16	1 1/8 x 3/16	4	4

Safe working load is 500 pounds.

**SWIVEL EYE BULLET BLOCKS**

Burnished Brass  
With Drop Forged Bronze Eye

With Strap

Size No.	Each	For Diam. Rope Inches	Weight Each in Oz.
0	\$1.15	5/16	3

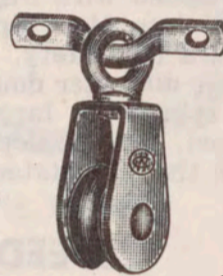


Fig. 987633

Drilled for No. 8 R. H. Wood Screws.

Without Strap



Fig. 987233

Size No.	Each	For Diam. Rope Inches	Size Sheave Inches	Weight Each in Oz.
0	\$0.90	5/16	7/8 x 1/32	2

**COAMING OR THRU-DECK PULLEYS**

Polished Aluminum or Bronze  
With Molded Nylon Sheave



Fig. 991033




Fig. 991133

Fig.	Pol. Alum. Each	Burn. Bronze Each	Chrome Plated Each	For Diam. Rope Inches	Size Sheave Inches	Weight Bronze Each in Lbs.
991033	\$2.25	\$2.25	\$3.75	5/16	1 1/8 x 3/16	5/8
991133	2.00	2.00	3.25	5/16	1 1/8 x 3/16	3/8

Drilled for No. 10 Wood Screws.

**TILLER OR WIRE ROPE CLAMPS**

Galvanized Gray Iron or Brass



Fig. 32733

The neatest and quickest fastening for the ends of tiller lines. Easily adjusted with a screw driver.

For Diam. Rope Inches	Galvanized Each	Burn. Brass Each	Packed Pieces Per Box	Length Inches	Width Inches	Weight Per 100 Pieces in Lbs.
1/8	\$0.26	\$0.34	25	1 1/8	3/4	11 1/4
3/16	.28	.36	25	1 3/4	3/4	13
1/4	.34	.48	25	1 3/4	1	17 1/2
5/16	.46	.60	12	2	1	22 1/2
3/8	.60	.90	12	2 1/2	1 1/8	44

**TILLER OR WIRE ROPE CLAMPS**

Polished Aluminum




Fig. M112233B12

Highly polished aluminum alloy. Universal 1/8" to 3/4" rope size.  
Price, each .....\$0.40

**TILLER ROPE GUIDES**

Galvanized Gray Iron or Brass

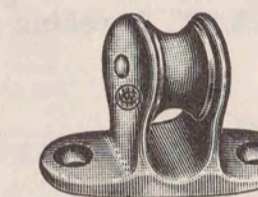


Fig. 57533

Size No.	Galv. Each	Burn. Brass Each	Chrome Plated Each	For Diam. Rope Inches	Diam. of Base Inches	Weight Per 100 in Lbs.
1	\$0.35	\$0.70	\$1.80	1/4	1 3/8	11
2	.45	.80	2.00	5/16	1 5/8	19
3	.65	1.20	...	3/8	1 3/4	27

No. 3 has round base with four screw holes.  
Drilled for Wood Screws: No. 1, 6; No. 2, 7; No. 3, 8.

**TILLER ROPE GUIDES**

Galvanized Gray Iron, Aluminum or Brass




Fig. 57633

Size No.	Galv. Each	Pol. Alum. Each	Burn. Brass Each	Chrome Plated Each	Size of Hole Inches	Size of Base Inches	Weight Per 100 in Lbs.
0	\$0.20	\$0.50	\$0.38	\$1.20	3/8	1 1/2 x 1 1/2	6 1/4
1	...	.60	.46	1.40	1/2	1 1/2 x 2 1/2	9 1/4

Drilled for No. 8 Wood Screws.

**TILLER ROPE GUIDES**

Galvanized Gray Iron, Aluminum or Brass




Fig. 577033

Size No.	Galv. Each	Pol. Alum. Each	Burn. Brass Each	Chrome Plated Each	Size of Hole Inches	Size of Base Inches	Weight Per 100 in Lbs.
0	\$0.20	\$0.50	\$0.38	\$1.20	3/8	1 1/2 x 1 1/2	6 1/4
1	.25	.60	.46	1.40	1/2	1 1/2 x 1 3/4	11 1/4
2	.30	...	.60	...	3/8	1 1/4 x 1 7/8	13

Drilled for Wood Screws: No. 0, 8; No. 1, 10; No. 2, 10.

**STEERING ROPE TIGHTENERS**

Cadmium Plated Steel




Fig. 581333

Size No.	Each	Packed Doz. Per Box	Normal Length Inches	Max. Length Compressed Inches	Max. Pull Lbs.	Weight Doz. in Lbs.
1	\$0.60	1	7 3/8	9 1/2	40	3
2	.70	1	7 3/8	9 1/2	160	3
3	.70	1	5	7	150	3

A strong compression spring for keeping steering ropes tight on outboard engines and small inboard powered boats. The steering rope must be tight enough to compress this spring under normal conditions. The expansion pull of the spring keeps tension on the tiller rope at all times.

**STEERING ROPE TIGHTENERS**

Brass

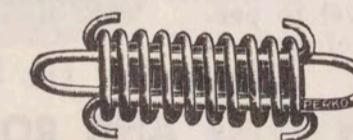


Fig. M118033

For eliminating slack and keeping tension on tiller rope at all times.

The all brass tightener will outlast several of the lower priced steel tighteners.  
Made of heavy gauge spring wire.

All Brass Each	Normal Length Inches	Length Com- pressed Inches	Outside Diameter Inches	Weight Ounces	Max. Pull Lbs.
\$.95	4	5	1 1/16	4 1/2	80

**TILLER ROPE**  
Nylon Covered Wire




Fig. M88630

A new kind of wire tiller rope offering maximum resistance to corrosion, sufficient flexibility, and fatigue resistance. Entire rope is Nylon covered by an extrusion process providing a smooth cylindrical surface with a smooth action through tiller rope blocks. The most attractive tiller rope made. Diameter 5/32". Breaking strength 920 lbs.

Less than 250 feet	Price Per Foot	\$0.21
In 250 foot spools		0.17

**TILLER ROPE**

Braided cotton with Wire center.



Fig. M39733

Size Inches	Type of Center	Price Per Ft. Less Than 250 Ft.	Price Per Ft. 250 Ft. Coils	Approx. Wt. Per C Ft. in Lbs.
1/8	Galv. **	\$0.13	\$0.10	2
1/8	Bronze	0.15	0.11	2
1/4	Galv. **	0.17	0.13	3
1/4	Bronze	0.20	0.15	4
5/8	Galv. **	0.22	0.17	5
5/8	Bronze	0.24	0.18	5
3/8	Bronze	0.30	0.22	7 1/2

\*\* Plastic poly-vinyl coated galv. wire center.

**SWIVEL EYE SNAPS**

Malleable Iron or Bronze




Fig. 253033

Extreme Length Inches	Each	Diam. Eye Inches	Hook Opening Inches	Packed Dozen Per Box	Weight in Lbs.
4	\$0.55	3/4	3/8	1	1 1/2
<b>Burnished Bronze</b>					
3 1/2	.65	3/4	3/8	1	1 1/2

Designed especially for quick, easy attaching or detaching of tiller rope to outboard motor.

**FLEXIBLE BOWDEN WIRE AND CASING**

Cadmium Plated Steel Casing with Steel Wire  
Brass Casing with Phosphor Bronze Wire

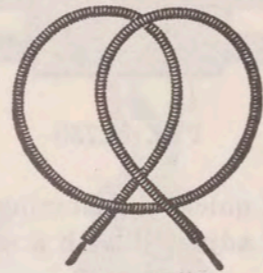
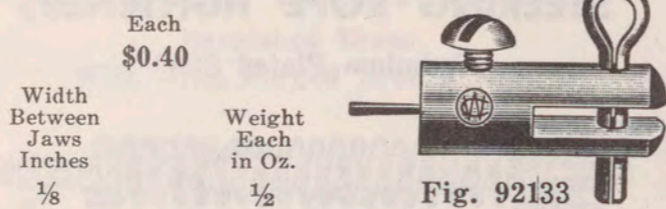


Fig. 92533

Stock Lengths Feet	Steel Per Length Each	Brass Per Length Each	Weight Each Length in Lbs.
7	\$1.25	\$2.35	3/4
10	1.70	3.25	1
15	2.35	4.50	1 1/2
50	7.50	14.75	5

**BOWDEN WIRE CLIPS**

Plain Brass



Each \$0.40

Fig. 92133

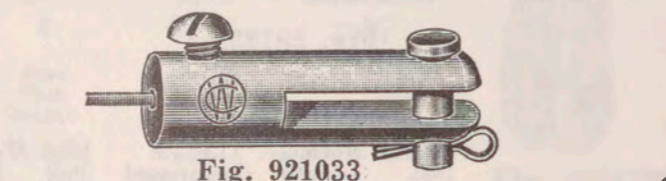


Fig. 921033

Size No.	Each	Width Between Jaws Inches	Weight Each in Oz.
1	\$0.50	3/8	1
2	.50	1/4	1

**BOWDEN CASING BRACKET CLAMPS**

Each \$0.75  
Burnished Brass

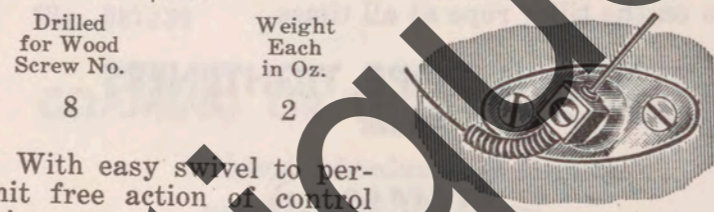


Fig. 92233

With easy swivel to permit free action of control wire.

**BOWDEN WIRE AND ROD CONNECTORS**



Fig. 923233

Each	Overall Length Inches	Weight Each in Oz.
\$0.50	1 1/2	1/2

With this connector it is practical to use rod on long straight runs of the control, and yet use bowden wire for turns or at the motor.

**AUTOMATIC SHUT-OFF THROTTLES**

Red Enamel Finish  
Aluminum Alloy




Fig. 926733

Max. Throw Inches	Each	Overall Height Inches
1 1/2	\$10.75	9
Overall Width Inches	Drilled for Wood Screw No.	Weight Each in Lbs.
7	10	1 1/4

Bowden wire not furnished.

This throttle has everything! Push or pull action — ease of attaching control wire — large rugged handle and grip — positive hinged locking ratchet — tension adjuster. It's built just right for a winning boat.

**AUTOMATIC SHUT-OFF THROTTLES**

Satin Finish Aluminum Alloy

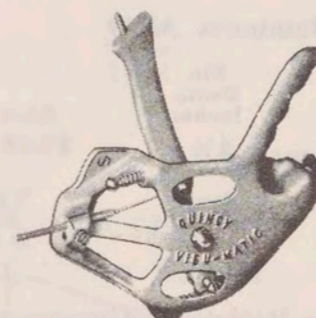


Fig. M98125

*The Juicy Visu-Matic*

Max. Throw Inches	Each	
1 1/4	\$7.95	
Overall Height Inches	Overall Width Inches	Weight Each in Lbs.
9 1/2	8	1 1/2

Bowden wire not furnished.

Safety tells you to use this throttle on any fast outboard, whether you race or not. Hold the throttle open, or set it at any desired speed. Releasing the lever instantly closes the throttle — stops wild-running boats!

**OUTBOARD THROTTLE CONTROLS**

Satin Finish Aluminum Alloy

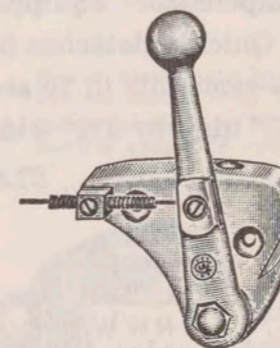


Fig. 926533

Length of Throw Inches	Each	
1 1/4	\$3.00	
Overall Height Inches	Overall Width Inches	Weight Each in Lbs.
5 3/4	3 1/2	1/2

Drilled for No. 10 Wood Screws.  
Bowden wire not furnished.

Designed for side mounting. Smooth, easy throw is assured which prevents any possibility of kink in Bowden Wire.

**THROTTLE CONTROLS**

Burnished Bronze

Side Mounting

Upright Mounting

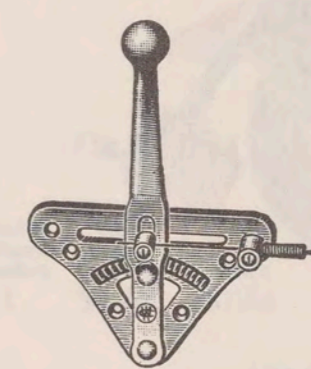


Fig. 926233  
\$3.00 Each




Fig. 926333  
\$3.25 Each

Fig. No.	Length of Throw Inches	Dim. Base Inches	Dim. Plate Inches	Overall Height Inches	Weight Each in Lbs.
926233	2 3/4	.....	4 1/2 x 3	6 3/8	7/8
926333	2 3/4	3 x 1 3/4	4 1/2 x 3	6 3/8	1 1/8

Drilled for No. 8 Wood Screws.  
Bowden wire not furnished.

These popular Controls of new design are for either side or upright mounting. The straight line action prevents kinking of the Bowden Wire. Special spring-loaded ratchet keeps the throttle just where you set it.

**IMPROVED OUTBOARD THROTTLE CONTROLS**

Cast Aluminum and Bronze

Phenolic Grip

Chrome "T" Grip

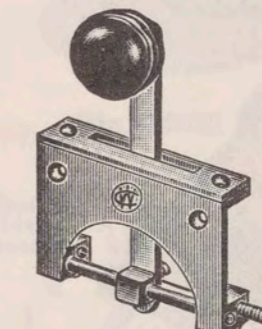


Fig. 92933

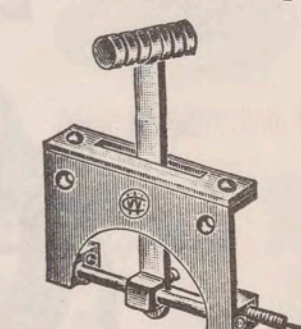


Fig. 929033

Length of Throw Inches	Fig. 92933	Fig. 929033	Dimension Bracket Inches	Weight Each in Lbs.
2 1/2	\$7.00	\$7.20	2 1/2 x 4 3/4	1 1/4

Lever and Finish Plate are Chromium Plated.  
Bowden wire not furnished.

Sturdy, practical control with self-aligning slide for Bowden Wire. No binding — smooth operation. Friction washers assure constant setting, unaffected by vibration. For right or left-hand installation on either side or rail mounting. Drilled for No. 10 Wood Screws.

**SPEEDOMETER**  
Outboard

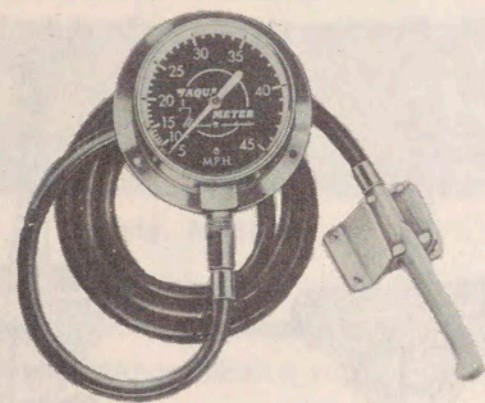


Fig. M78630A6

For years the leading and most popular outboard speedometer. Recommended for all types of shallow draft power boats capable of speeds greater than 10 miles per hour, this speedometer will provide an accurate and inexpensive method of determining boat speed and efficiency. Improved features: chromium plated 2 1/2" brass case, Koroseal connecting tubing, moulded Nylon impact tube in safety spring type transom clip.

Speed range 5 to 45 miles per hour. Furnished from stock in two lengths of tubing, other lengths on special order. Weight each 2 lbs.

- Price each, with 8 foot tubing .....\$11.75
- Price each, with 10 foot tubing .....\$11.95
- Price each, with 12 foot tubing .....\$12.20
- Price each, with 14 foot tubing .....\$12.45
- Extra transom clips, each .....\$ 1.75

**RACING FANS**

See crash helmets, racing life vests and knee protectors on page 46, racing steers on pages 16 and 17, racing throttles on page 21, and racing propellers on pages 14, 15, and 16.

**SPEEDOMETER**  
Racing Special

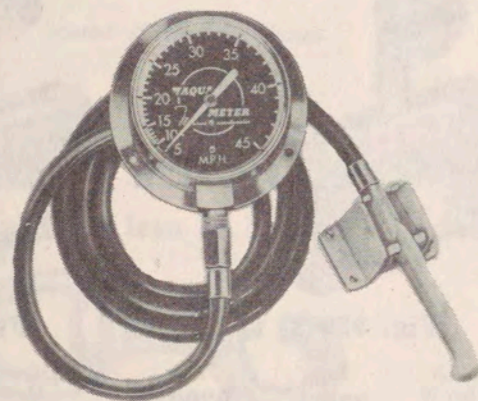


Fig. M11430A6

"STOCK RACER" ... An accurate 10 to 55 M.P.H. instrument for use on racing boats approaching a top speed of 55 M.P.H. Equipped with standard rugged nylon impact tube, transom clip and koroseal connecting tubing. Except for the higher speed range, the "STOCK RACER" is identical in appearance to the Fig. M78630A6.

- Price, each, with 8 foot tubing .....\$13.25
- Price, each, with 10 foot tubing ..... 13.50
- Extra transom clips, each ..... 1.75

**SPEEDOMETER**  
Racing Special



Fig. M93030A6

This Racing Speedometer is a proven instrument of reliability and accuracy—used by the country's leading outboard racing drivers. The large 3 1/2" dial with 540 degrees calibration shows the slightest change in speed and makes practical the use of only one speedometer for all racing classes. Range—25 to 70 mph.

Equipment includes chromium plated case, rugged Nylon plastic impact tube, and rigid transom clip. Furnished with 6 foot connecting tube. Weight 2 lbs.

- Price, each .....\$18.75
- Extra transom clip .....\$ 2.25

**OUTBOARD FINS**

Satin Finish Aluminum Alloy

(not drilled)




Fig. 898033

Fin Depth Inches	Each	Base Dimensions Inches	Weight Each in Lbs.
4 1/2	\$2.50	12 3/4 x 2	1 1/8

Only Special Salt Water Resisting Aluminum of extra strength is used in our fins.

A good all-purpose Fin. Long enough to prevent weaves — deep enough to stabilize on turns, to reduce skid, and to reach solid water on rough days.

**COMPASSES**



Fig. M88430

Know where you are going with this gimballed, detachable, easy reading dial compass. Styled for modern taste in black and chrome. Compensator equipped for accuracy. Quickly detaches for safe keeping—remounts in 10 seconds. Sizes 3 3/4" high by 2 1/2" wide.

- Price, each .....\$7.50

Bulkhead or dash mounting model with indirect lighting. Ideal for cars, too—attaches thru trim screw in windshield moulding. Compensator equipped for easy adjusting. Metallic gray finish.

- Price, each .....\$5.49




Fig. M10330

**YACHT ENSIGNS**




Fig. M13333

Size Inches	Fast color fabrics. All sewed construction.	
	Nylon Each	Cotton Each
12 x 18	\$3.70	\$2.60
16 x 24	4.70	3.00

**BOW PENNANTS**

Cotton or Nylon



Fig. M107033B12

Just the ticket for that empty bow flag pole. Red ground with white star. One size and color only.

Sizes Inches	Cotton Bunting Each	Nylon Each
8x12	\$0.90	\$1.20

**OWNERS FLAGS**

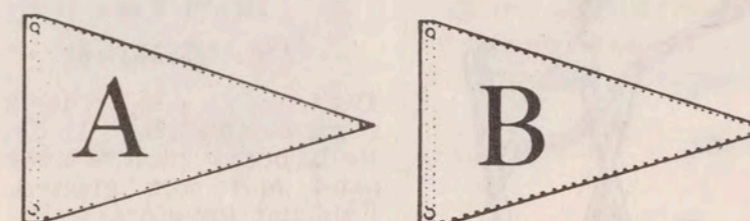


Fig. M32000X

Fly an owner's pennant with your initial from your bow staff. Durable duck material in "seagoing" colors with a contrasting initial. Size 10" x 16". Sorry—no color choice at this low price.

- Price each .....\$ 1.00

Dealer assortment No. 114: 48 pennants, ass't colors, includes all initials except I, Q, U, V, X, Y, Z in counter display.  
Dealer assortment No. 118: 96 pennants, ass't colors, includes all initials except Q and X in counter display.

**FLAG POLES**

Mahogany



Fig. M14433B12

Size	Price
3/4" x 18"	\$1.30
1" x 18"	1.50

**STERN FLAG POLE SOCKETS**

Polished Aluminum or Bronze



Fig. 557033

Inside Diam. Inches	Pol. Alum. Each	Burn. Bronze Each	Chrome Plated Each	Size Base Inches	Weight Each in Lbs.
1	\$1.70	\$1.60	\$2.80	2 1/4 x 3 3/4	1/2

**FLAG POLE SOCKETS**

Polished Aluminum or Brass

Flush




Fig. 55733




Fig. 55633

Inside Diam. Inches	Pol. Alum. Each	Polished Bronze Each	Chrome Plated Each	Depth Inches	Diam. Flange Inches	Approx. Wt. in Lbs.
3/4	\$1.20	\$1.25	\$1.80	1 1/2	2	1/4
1	....	1.35	2.10	1 7/8	2 1/4	3/8

Upright




Fig. 55033




Fig. 54933

Inside Diam. Inches	Pol. Alum. Each	Galv. Iron Each	Polished Bronze Each	Chrome Plated Each	Diam. Base Inches	Height Inches	Approx. Weight Each in Lbs.
3/4	\$1.65	\$0.45	\$1.70	\$2.40	2 1/2	1 1/4	5/8
1	...	.65	2.40	3.10	2 1/2	2 1/4	3/4

**BOAT WHISTLE**

Plastic




Fig. M65125B12

Light, attractive plastic whistle with pleasing 3 tone note. Desirable warning signal for the outboard boat.  
Price, each .....\$0.38

**CAR TOP CARRIERS**




Fig. M77033

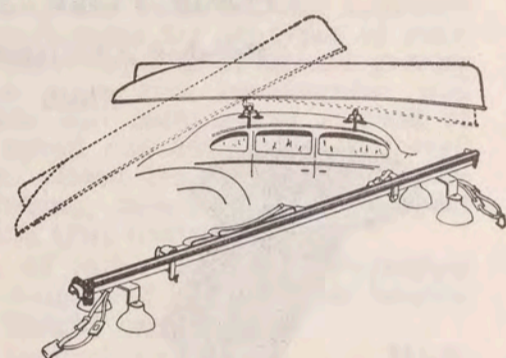
Heavy-duty carrier for boats, canoes, ladders, surfboards, pipe, etc. Steel "U" supports and eight large vacuum cups. Drip-rail safety anchors with heavy web strap. Shipping weight 21 lbs.

Price, each, 55 inch wide model.....\$13.00  
Price, each, 66 inch wide model..... 17.50

**LOADING ROLLER  
For Cartop Carriers**



END VIEW IN USE



POSITION WHEN NOT IN USE

Fig. M94233

Securely clamps to above cartop carrier. Accommodates any boat up to 55" in width. A flick of the wrist locks roller in loading position or returns it to inoperative position. Has rubber cushion full length of roller. Shipping weight 9 lbs.

Price, each, 55 inch wide model.....\$8.75  
Price, each, 66 inch wide model..... 9.75

**LOADING ROLLER  
For Cartop Carriers**

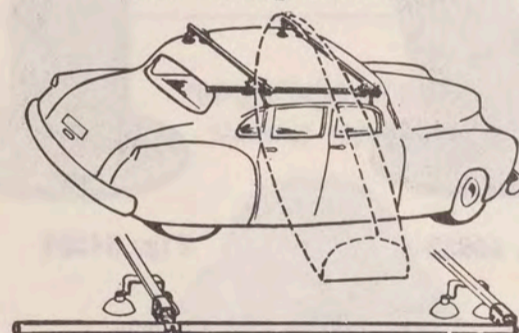


Fig. M98633

Sensational new side loading roller for loading any boat or canoe from side of car. Required on most "Tour-back" or "Jet-back" style cars. A rubber covered roller protects boat. Fits M77033 cartop carrier. Shipping weight 12 lbs.

Price, each, 55 inch wide model.....\$8.75  
Price, each, 66 inch wide model..... 9.75

**FISHING ROD CARRIERS**


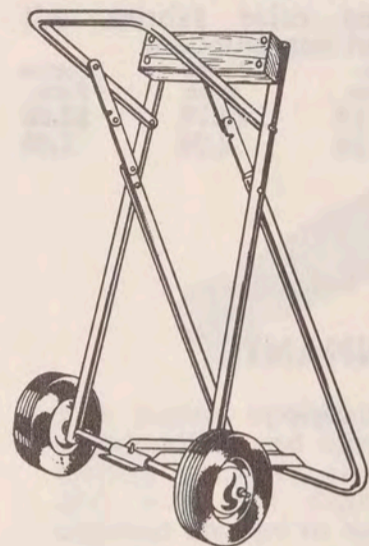


Fig. M77133

"Tops" for carrying fishing rods, paddles, oars, etc., on top of the car. Four large vacuum cups. Weight, set, 1 lb., 10 oz. Price, per set .....\$1.90

**OUTBOARD MOTOR CARRIERS**

Tubular Steel Enamel Finish



Regular  
Fig. M60333A6

Sturdy 8 x 1.75 semi-pneumatic tires with oilite bearings. Long double supported handle for ease in moving. Strong tubular construction. For light to medium weight motors. Beautiful blue metallic finish. Price, each .....\$12.95



"All-In-One"  
Fig. M93233A6

Sturdy 8 x 1.75 semi-pneumatic tires with oilite bearings. Deluxe model unit for medium to heavy motor. Bicycle grip handles. Gasoline tank carrier. Strong tubular construction. Blue metallic finish. Price, each .....\$15.95



"All-In-One"  
Heavy Type  
Fig. M96733A6

Big 10 x 1.75 wheels semi-pneumatic tires. Rolls heavy motors over sand and soft ground. Fold flat for storage. Bicycle type handle bars for easy handling. Gasoline tank rack. All heavy gauge tubing construction. Really built to handle heavy 25 H.P. motors. Price, each .....\$21.95

**OUTBOARD MOTOR STAND**

Stationary Type



Fig. M58633A6

Compact, strong stand for motor storage or display. Oil drip pan included. Will carry weight in excess of 500 lbs. Heavy angle iron frame and base, strong rod supports, all thoroughly rust proofed. Size folded 33" high x 15" wide x 1 1/4" thick. Weight 11 1/2 lbs. Price .....\$5.95 each

**OUTBOARD MOTOR CARRIERS**

Aluminum Alloy



STANDARD MODEL  
Fig. M118330

Tubular aluminum construction for lightness with strength and corrosion resistance. 10" semi-pneumatic wheels with oilite bearings smooth out the roughest terrain. Will carry the full range of motors up to 25 H.P. safely and easily. 10 second folding for ease of storage. Shipping wt. 14 lbs.

Price, each .....\$16.95



DELUXE MODEL  
Fig. M118430

Same strong basic construction as the Standard model but with the added feature of a special tank carrier for those who own a remote tank model motor. Same large, easy rolling wheels and easy folding features. Complete stability makes moving the heavier motors a "breeze." Shipping wt. 17 lbs.

Price, each .....\$22.95

SERVICE MODEL  
(not illustrated)

Fig. M118530

Similar to the Standard model but non-folding and designed especially for abuse and hard service. Has extra wide mounting block and is of particular interest to the dealer for service work or motor display.

It has 8" wide tread oilite bearing wheels and is furnished knocked down.

Price, each .....\$15.95

**OUTBOARD BRACKETS**



Fig. M46620

For sailboats and other craft with deep transoms. Demountable. All bronze construction with hardwood motor block.

No. 1 size—motors to 40 lbs. No. 2 size—motors 40 to 70 lbs.

Price, No. 1.....\$20.00

Price, No. 2..... 35.00

**OUTBOARD MOTOR LOCK**

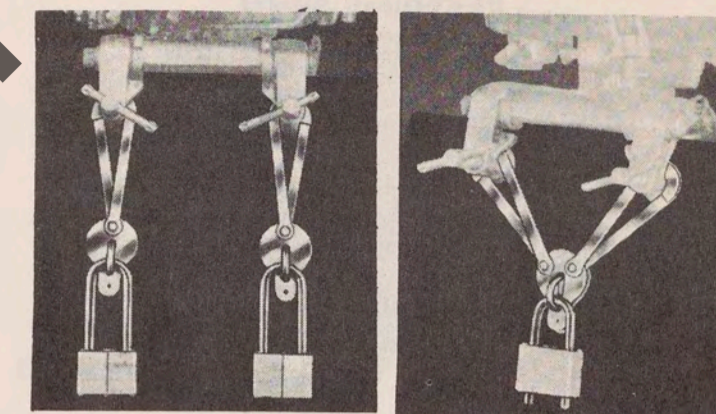


Fig. M87730B6 No. 1 Fig. M87730B6 No. 2

A universal motor lock—fits any motor, holds motor on boat, locks motor in standard position or locks motor in titled position with motor steering handle thru lock shackle. Case hardened steel, cadmium plated, with stainless steel rivets. Locks not included. Set No. 1 for boats with high center knee on transom. Set No. 2 for boats with no center transom knee.

Size No.	Each	Weight Each Oz.
1	\$2.50	10 1/2
2	1.75	8

**PADLOCK**

Brass



Fig. M98933B12

Extended brass case, pin tumbler padlock with cadmium plated case hardened steel shackle.

Price Each	Case Dimensions Inches	Shackle Opening Inches	Wt. Lbs. Per Doz.
\$2.85	1 1/2 x 1 1/2	3/4	5 3/8

**DOCK ROLLER**




Fig. M109933

Bring boats and canoes safely onto docks on ramps with ease. Semi-hard rubber roller, bronze shaft, heavy cast brass end bearings.

Dia. Shaft Inches	Dia. Roller Inches	Length Inches	Height Inches	Price Each
3/4	1 1/2	24	2	\$11.85

**CANOE BRACKETS**




Fig. M88525

Simple, easy to use, portable bracket for canoes and dinghys. No cross support required. Made of non-corrosive bronze with hardwood motor block. One size supports motors up to 50 lbs.

Price, each .....\$12.00

**MOTOR COVER**  
Powerhead Model

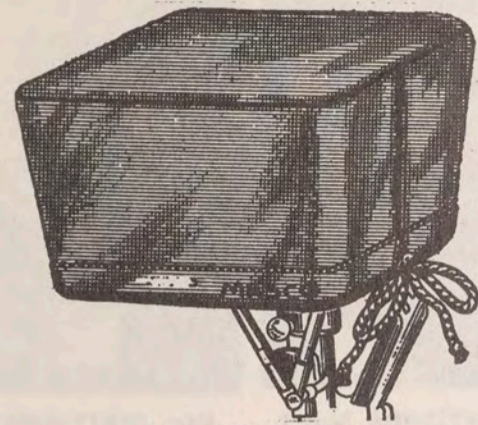



Fig. M57033B12

Durable waterproofed canvas covers in three sizes to fit most popular motors up to 25 H.P.

Size No.	Width Inches	Length Inches	Depth Inches	Price Each
1	12	18	15	\$3.75
2	13	21	17	4.50
3	17	24	19	4.95



**MOTOR COVER**  
Padded Powerhead Model

Made of tough, Vinyl impregnated canvas duck, attractive smooth finish, and padded for motor protection. Water, oil, and grease proof. Draw string closure. Excellent for carrying motor in car or trailer.

Two sizes: No. 1 to fit motors under 10 HP; No. 2 fits motors 10 HP and up.

Price, each, No. 1..... \$5.00

Price, each, No. 2..... \$5.65

**MOTOR COVER**  
Full Length Model

The tough Vinyl coated heavy canvas duck material makes this cover water, oil, and grease proof. Fully zippered openings provide easy motor insertion and the two strong carrying handles will not tear out.

Universal size fitting most popular motors up to and including the Mercury Cruiser KH-7.

Price, each .....\$14.95



Fig. M12333B12

**PLASTIC MOTOR COVER**

Inexpensive, water-proof motor protection. Attractive modern plastic with elastic hem to hold it snug and firm. 3 sizes.

Size No.	For Motors Up to	Price Each
1	7½ HP	\$1.50
2	10 HP	1.75
3	15 HP	2.00



Fig. M108533B12

**OUTBOARD SAFETY CABLES**




Fig. M77630B12 Safety Cable

High grade rust resistant aircraft cable, Nylon bonded, with large snap each end. Four feet long, 850 lb. test, wt. ½ lb.

Price, each ..... \$1.65

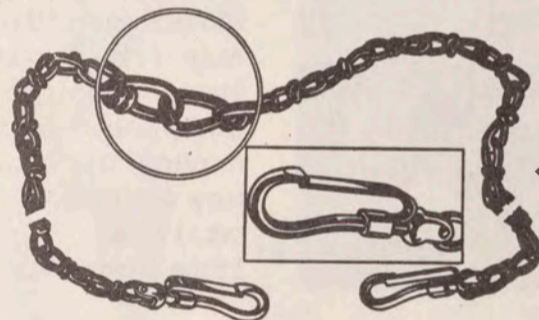


Fig. M96330B12 Safety Chain

Steel chain covered with rubberlike Neoprene. No rattle-protects boat. Four feet long, two swivel snaps, 650 lb. test, wt. ½ lb.

Price, each ..... \$1.35

**OUTBOARD MOTOR TRANSOM PAD**



Fig. M57230A6

Placed on the outboard side of the transom this pad aids in a quiet smooth ride. Moulded rubber resistant to oil and grease complete with fastenings. Size 7½" high x 11 wide x ¾" thick. Wt. 1 lb.

Price ..... \$2.50 each

**UNIVERSAL MOTOR TRANSOM PLATES**

Burnished Bronze  
With Leather Cushion Pads




Fig. 622333

Length Inches	Pair	Depth Inches	Inside Dim. Clamp Pads Inches	Takes Wood Screw No.	Weight Pair in Lbs.
5½	\$2.75	3	4¼ x 2	10	1




Fig. A 622333

Length Inches	Each	Depth Inches	Inside Dim. Clamp Pads Inches	Takes Wood Screw No.	Weight Each in Lbs.
8¾	\$2.50	3	3¾ x 1¾	10	1

Security — certainty! Most sizes of outboard motor clamps will fit these Universal Plates. The heavy, treated leather pads give a sure grip and prevent marring of the transom. The metal edge around the pads keeps the motor on the boat — it can't jump off!

**OUTBOARD MOTOR TRANSOM PLATES**

Burnished Bronze  
With Leather Cushion Pads




Fig. 622133

Size No.	Pair	For Size Motor	Take Dim. Clamp Pads Inches	Length Inches	Width Inches	Weight Pair in Lbs.
1	\$0.65	Small	1½	3	1½	¾
2	.85	Medium	1¾	3½	2¼	¾
3	1.70	Large	2¼	4¼	3	¾

Drilled for No. 10 Wood Screws.

These Plates attached to the transom provide a positive grip for the outboard motor screw clamps. The metal rim extending beyond the pad prevents motor from slipping if clamps become loose. The leather cushion pads absorb vibration and shock, and keep the boat from being chewed up.

**COMBINATION TRANSOM PLATE AND DRIP PAN**

Cast Aluminum




Fig. 622433

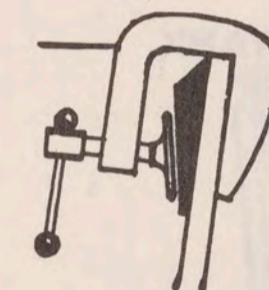
Length Inches	Each	Depth Inches	Inside Dim. Clamp Pads Inches	Drilled For Wood Screw No.	Weight Each in Lbs.
11½	\$5.75	4¾	4¼ x 2	14	2

Here is a combination you won't want to be without. This motor transom plate has recessed leather pads — 4¼" x 2" — large enough to take most popular motors. It is built integral with a large drip pan, big enough to catch and hold carburetor spillage.

**SEA WEDGE TRANSOM PLATES**



Fig. M92830B6



Neater, safer—A set of two SEA WEDGE transom plates provides separate inclined clamping surfaces for each clamp pad of your motor. These inclined surfaces act as a constant wedge opposing any upward motor movement. Cast aluminum with screws. Size ea. 2½ x 3½ in. Wt. per pair 7 oz. Price, per pair .....\$1.65

**OUTBOARD MOTOR PADS**



Fig. M57330A6

Non-slip pads fit tightly over thumb screws, reducing vibration, prevent marring of the transom, and because of serrated face, creeping is prevented. Molded rubber—resists gasoline and oils. Three sizes: small—to fit ¾ to 6 HP motors; Medium—to fit 6 to 16 HP motors; large—to fit 16 to 50 HP motors. Specify size.

Price ..... \$.75 per pair

**GASOLINE CAN**

Pressure Type



Fig. M109033

At last! A really rugged, dependable pressure operated fuel can of rust resistant galvanized steel, electric seam welded, with brass pressure pump and brass trigger operated shut off nozzle. Nozzle is 5" long and fitted with built-in filter screen. Four foot neoprene hose affords "long reach". Three handy sizes.

Size gals.	Dia. Inches	Height Inches	Wt. ea.	lbs. Price each
2	8½	13½	8	\$ 8.95
2½	12	10	9	9.95
5	12	16½	12	11.95

**AUXILIARY FUEL TANK**

Pressure Type




Fig. M12133

Body of seamless 24-gauge terne plated steel complete with easy-action pressure pump, 6 feet of hose, shut off, and built in strainer. Easy to use—simply insert tapered and vented rubber plug into gas tank opening, pump, then release shutoff. A safety release valve controls internal pressure.

Capacity Gallons	Height Inches Approx.	Diam. Inches Approx.	Wt. Ea. Pounds	No. Per Carton	Price Each
5	17	11½	9	4	\$11.00

**AUXILIARY FUEL TANK**

Pressure Type




Fig. M108833

Six gallon capacity, 20 gauge steel tank with standard 1½" pressure pump with rustproof check valve. Complete with six-foot neoprene hose. Red enamel finish.

Each	Length Overall Inches	Width Overall Inches	Height Tank Inches	Weight Lbs.
\$18.95	24	10¾	9	11½

**GASOLINE CAN**

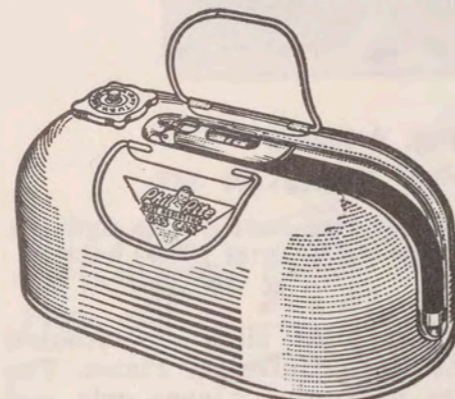


Fig. M94733A12

**SPORTSMAN**  
No. 25 with Built in Pride of Ownership

This all purpose 2½ gal. fuel can is specially suited to the needs of Sportsmen. Low center of gravity permits storage under boat seat. All openings including vent screw seal against soft gaskets which prevent escape of fumes, leakage, and spilling. New lifetime Neoprene hose.

Made of Terne Plate (lead-coated steel) salt water rust-resisting thruout. Nozzle has built-in strainer.

Model No.	Size In.	Carton	Shpg. Wt. Lbs.	Price Each
25	9½ x 17 x 6½	4	6	\$8.95



Fig. M109433A12

**PUSH-BUTTON** controls the flow of fuel. Works equally well, full — half full — or nearly empty.

**SAFETY LOCK** spout carrier handle made of spring wire, with two loops terminating in a free end which locks the spout in place. Positively prevents loss. Finger tip pressure unlocks spout. Plastic coated rust resisting interior. Plus capacity for oil. Complete as shown.

Model No.	Capacity Gallons	Size In.	Carton	Shpg. Wt. Lbs.	Price Each
12	2	6½ x 11	4	11	\$2.95
13	3	9 x 11	3	9¾	3.25
15	5	13¾ x 11	3	14	3.50

**GAS CAN PUMPS**

Lumar Air-flo



Fig. M76633B12

The now-famous LUMAR PUMP redesigned to operate on a new principle—"AIR-FLO". Instead of actually "lifting" the fuel out of the can, the LUMAR PUMP now puts air pressure over the fuel—a few strokes of the pump and "air" does the work for you.

Delivers fuel faster than ever before and with less effort.

Made in 2 sizes.  
No. 212 fits Eagle cans.  
No. 212-1 fits Wheeling cans and others with 2½" cap size.  
Pump is furnished complete with strainer and shut off valve on hose. Ready to insert in can and use.  
Price, each \$4.75

**FIRE EXTINGUISHER**

Push Button Pyrene



M11200X

Good looking, handy, 1 pint Pyrene extinguisher with stainless steel shell, lifetime plastic head with brass valve assembly. Complete with wall bracket. Easy to fill—simply uses stored air pressure from your gasoline station air pump. Wt. filled 2½ lbs. Shoots 25 ft. stream.

Price, each \$7.95  
Refills, each, pt. 0.95

**PLASTIC FILTER FUNNEL**




Fig. M88333B12

New!—this tough plastic funnel has a very fine stainless steel cloth filter. Fast flowing, gas and oil proof, it removes rust, scale, dirt and moisture. Has eye on rim to fasten to motor or gas can.

Dia. Inches	Cap. Oz.	Weight Each	Oz.
4½	8	2½	\$1.25

**GASOLINE CAN**

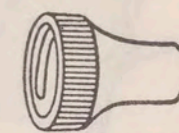


Fig. M34833

America's most popular gasoline can. Welded steel to prevent corrosion. No seams. Automatic brass valve in flexible pouring spout. SAFE because when the spout is in holder both supply valve and vent are closed. Complete with strainer.

Nos.	Capacity Gallons	Length Spout Inches	Height Over All Inches	Diameter Inches	Weight Each Pounds	Price Each
72½	2½	9	10	11¼	5½	\$6.00
75	5	9	15½	11¼	7½	\$7.00

S-1 Strainer	\$0.25
S-3 Nozzle	\$0.13
Extra Caps	\$0.80
Extra Spouts	\$1.65

**FILTER FUNNEL**



CONTACT POINT IN FILTERING RING

Fig. M110133B12

Durable, well made, and heavily coppered and lacquered to prevent corrosion. Has a fine brass wire strainer and above that a removable ring with a special filtering fabric that filters out both water and fine dirt.

Depth Inches	Diam. Inches	Weight Each Oz.	Price Each
4½	5	9	\$1.95

**WINDSHIELD BRACKETS**

Polished Aluminum or Bronze  
30-Degree Angle

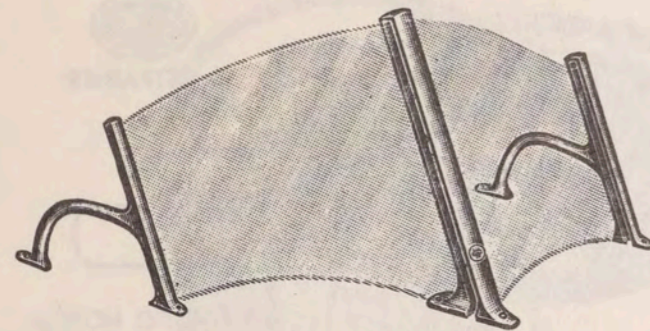


Fig. 482333

Pol. Alum. Per Set	Pol. Bronze Per Set	Chrome Plated Per Set	Height Center Bracket Inches	Height End Brackets Inches	Length Side Base Inches	Weight Per Set in Lbs.
\$15.00	\$18.75	\$23.25	8 1/4	6 3/4	10	4 1/2

Drilled for No. 10 Wood Screws.  
Brackets are grooved to take 1/4-inch glass. Glass and gasket rubber are not supplied.

**WINDSHIELD BRACKETS**

Polished Aluminum or Chromium Plated Bronze  
35-Degree Angle

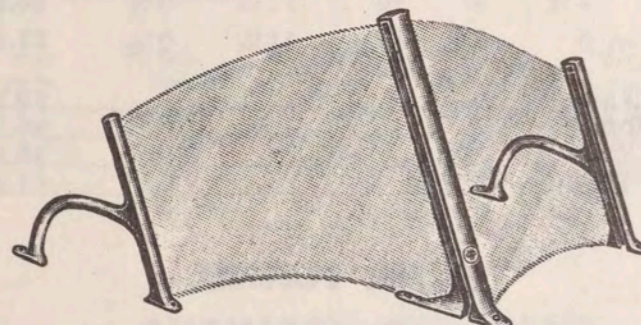


Fig. 81633

Pol. Alum. Per Set	Chrome Plated Per Set	Height Center Bracket Inches	Length Center Base Inches	Ht. End Brackets Inches	Length Side Base Inches	Weight Per Set in Lbs.
\$12.25	\$17.50	6 1/2	5 1/2	5	6 3/4	4 1/2

Drilled for No. 10 Wood Screws.  
Brackets are grooved to take 1/4-inch glass. Glass and gasket rubber are not supplied.

**WINDSHIELD BRACKETS**

Chromium Plated Bronze



Fig. M111533

Per Set	Height Center Bracket Inches	Height End Bracket Inches	Weight Per Set in Lbs.
\$15.40	8	4 3/4	2

Brackets are grooved to take 1/4-inch glass. Glass and gasket rubber are not supplied.

**WINDSHIELD BRACKETS AND STERN LIGHTS**

Polished Aluminum  
35-Degree Angle

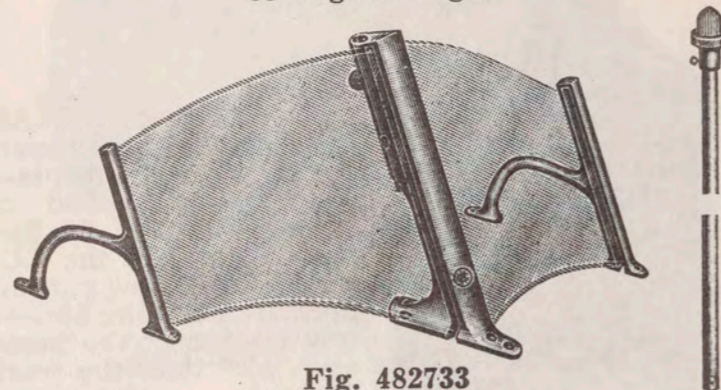


Fig. 482733

Complete* With Light Per Set	Brackets** Only Per Set	Height Center Bracket Inches	Length Center Base Inches	Height Brackets Inches	Length Side Base Inches	Wt. Set Complete in Lbs.
\$26.50	\$18.50	8 1/4	5	6 3/4	10	2

\*Electric Connectors installed.  
\*\*No electric connectors furnished.  
Drilled for No. 10 Wood Screws.  
Brackets are grooved to take 1/4-inch glass. Glass and gasket rubber are not supplied.

This Windshield Bracket has flag pole and stern light socket cast integral on the rear side of center bracket. When mounted on the stern of your cruiser, a light is not always visible as required by regulations. Mounting the light on this windshield bracket places it where it can be seen, and keeps it out of the way when fishing.

Male part of electric connector is mounted in socket — female part in pole. Equipped with Bayonette Base Double Contact Socket. Pole has 1/8-inch diameter eye for flag halliards.



Fig. 482400X  
For Bottom  
\$0.25 per foot

**WINDSHIELD GASKET RUBBER**



Fig. 482500X  
For Sides  
\$0.15 per foot

**PLEXIGLAS FOR WINDSHIELDS**



Fig. M121333

Two sheets of the famous clear plastic material, each measuring 3/8" x 12" x 24". Practically unbreakable. Easily cut to shape desired with hack saw. Plexiglas only, brackets not included.  
Price, 2 sheets as above.....\$14.95  
(larger size sheets on application)

**BOW PLATES**

Polished Aluminum or Bronze




Fig. 412533

Size No.	Pol. Alum. Each	Pol. Bronze Each	Chrome Plated Each	Weight Each in Lbs.
1	\$2.60	\$2.90	\$4.20	5/8

**BOW EYES**

Cast Manganese Bronze

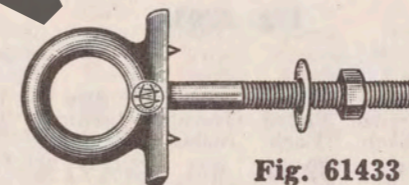


Fig. 61433

Size No.	Burn. Bronze Each	Chrome Plated Each	I. D. Eye Inches	Length Shank Inches	Diam. Shank Inches	Weight Each in Lbs.
1	\$0.90	\$2.10	1	3	3/8	5/16
2	1.10	2.30	1	4	3/8	1/2

Length thread: No. 1, 1 1/2 inches; No. 2, 1 3/4 inches.




Fig. 61233

Size No.	Burn. Bronze Each	Chrome Plated Each	I. D. Eye Inches	Length Shank Inches	Diam. Shank Inches	Weight Each in Lbs.
1	\$0.90	\$2.10	3/4	3 1/2	3/8	5/16

Length thread, 2 1/4 inches.

Secure towing or mooring eyes for small boats and skiffs. Fig. 614, size No. 2 and Fig. 612 have longer shank — extra strength — built for heavy duty!

**RINGS WITH STRAPS**

Burnished Brass

Heavy Pattern




Fig. 27433

Size No.	Burn. Brass Each	Size Ring Inches	Size Strap Inches	Weight Each in Lbs.
1	\$0.90	1/4 x 1 1/2	4 1/4 x 7/8	1/4
2	.95	3/8 x 1 3/4	4 1/4 x 7/8	3/8

Drilled for No. 10 Wood Screws.

**COMBINATION BOW HANDLE AND LEADER**

Cast Aluminum Alloy




Fig. 997233

Length Overall Inches	Each	Width Inches	Max. Rope Size Inches	Drilled for Wood Screw No.	Weight Each in Lbs.
5	\$3.25	3 1/4	1/2	10	5/8

Now your mooring or anchor line will always lead straight from the bow. Deep flared lips make it easy to flip the line into this chock. The smooth finished lip makes it easy to pull the anchor up without leaving your seat. The 1/4-inch overhang keeps the line clear of the bow. And, you'll appreciate the large, rounded "full grip" lifting handle.

Be sure to install one of these gadgets before your next fishing trip. You'll regret delaying!

**PLATE RINGS**

Polished Wrought Brass

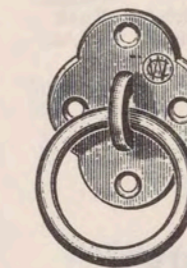


Fig. 274033

Size No.	Pol. Brass Each	Chrome Plated Each	Size Ring Inches	Drilled for Wood Screw No.	Size Plate Inches	Weight Each in Oz.
1	\$1.60	\$2.15	1 1/2 x 1/4	12	2 3/4 x 2	2 1/4

**RINGS WITH STRAPS**

Burnished Brass

Light Pattern

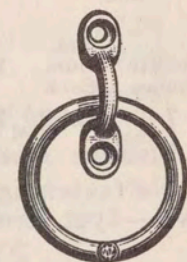


Fig. 621033

Size No.	Burn. Brass Each	Size Ring Inches	Size Strap Inches	Drilled for Wood Screw No.	Weight Each in Lbs.
1	\$0.60	1/4 x 1 1/2	2 x 1/2	10	3/16

**PLATE RINGS**

Galvanized Drop Forged Steel

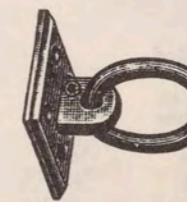


Fig. 27333

Each	Size Ring Inches	Drilled for Wood Screw No.	Weight Each in Lbs.
\$1.00	2 x 2 x 3/16	14	1/2

**LONG BOW HANDLES OR GRAB RAILS**

Polished Aluminum or Bronze

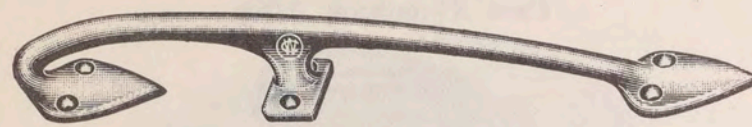


Fig. 997133

Length Inches	Pol. Alum. Each	Pol. Bronze Each	Chrome Plated Each	Height Inches	Width Inches	Weight Each in Lbs.
14	\$4.20	\$5.25	\$6.00	1 7/8	1 5/8	1 1/2

Drilled for No. 10 Wood Screws.  
Unusually attractive streamlined handle. Plenty of hand room in either grip.

**BOW HANDLES**

Polished Aluminum or Bronze



Fig. 997033

Length Inches	Pol. Alum. Each	Pol. Bronze Each	Chrome Plated Each	Height Inches	Width Inches	Weight Each in Lbs.
8	\$2.40	\$2.90	\$3.50	1 7/8	1 1/2	7/8

Streamlined — attractive — rugged.  
Secured by four No. 10 Wood Screws.

**HATCH OR BOW HANDLES**

Polished Aluminum or Bronze



Fig. 620133

Length Inches	Pol. Alum. Each	Pol. Bronze Each	Chrome Plated Each	Height Inches	Width Inches	Weight Each in Lbs.
7	\$2.00	\$2.70	\$3.40	1 5/8	1	5/8

Fastens from below deck with two 1/4"-20 bolts.  
No fastenings show on deck. Streamlined — attractive — yet strong and practical with good hand grip.

**BOW EYES**

Manganese Bronze




Fig. 622033

Size No.	Burn. Bronze Each	Chrome Plated Each	Length Straps Inches	Length Overall Inches	Drilled For Rivet Inches	Weight Each in Lbs.
1	\$0.75	\$1.80	1 7/8	3 1/4	3/16	3/16
2	.95	2.20	2 3/4	4	1/4	3/8

3/8-inch diameter stock around eye, both sizes; two holes in each strap.

**BOW HANDLES**

Polished Aluminum or Bronze




Fig. 99733

Length Inches	Pol. Alum. Each	Burn. Bronze Each	Pol. Bronze Each	Chrome Plated Each	Width Inches	Weight Each in Lbs.
7	\$2.25	\$1.70	\$2.70	\$3.50	1 1/2	3/4

Drilled for No. 10 Wood Screws.  
A practical, dressy Bow Handle for small boats. Gives a good full hand grip, even when mooring line is spliced in.

**LIFTING OR HATCH HANDLES**

Polished Aluminum or Bronze



Fig. 62033

Pol. Alum. Each	Burn. Bronze Each	Pol. Bronze Each	Chrome Plated Each	Length Overall Inches	Size Opening Inches	Drilled for Wood Screw No.	Weight Each in Lbs.
\$1.45	\$0.90	\$1.70	\$2.50	6 1/2	3 1/2 x 1 3/8	8	5/8

**ROUND LIFTING HANDLES**

Polished Aluminum or Bronze



Fig. 620033

Pol. Alum. Each	Burn. Bronze Each	Pol. Bronze Each	Chrome Plated Each	Length Overall Inches	Size Opening Inches	Weight Each in Lbs.
\$1.65	\$1.00	\$2.30	\$3.00	6	3 3/4 x 1 3/8	1 1/8

Drilled for No. 12 Wood Screws.  
The large round grip will not cut your hand when handle is set on edge, as old style handles do. This Lifting Handle is specially designed for attaching to outboards or rowboat transoms.

**HAUL-OUT BOW EYES**

Wrought Brass




Fig. 621133

Size No.	Burn. Bronze Each	Chrome Plated Each	Length Straps Inches	Length Overall Inches	Drilled for R.H. Wood Screw No.	Weight Each in Lbs.
1	\$2.25	\$3.00	4	6	12	3/8

I.D. Eye, 1/8 inch; O.D. Eye, 1 1/8 inches.  
A strong mooring eye or hauling-out eye when winching your boat onto the trailer. The large eye straps extend well back on the stem, providing secure fastening. Straps may be bent to fit bow neatly. Straps may be used singly for overhead hoisting. See Fig. 2311, page 14, for a safe hoisting or mooring hook.

**SOLID BASE CLEATS**

Polished Aluminum or Bronze




Fig. B 401133

Length Inches	Pol. Alum. Each	Pol. Bronze Each	Chrome Plated Each	Packed Doz. Per Box	Size Base Inches	Drilled for Wood Screw No.	Weight Each in Lbs.
2	\$0.90	\$1.00	\$1.50	1	2x1	6	3/16
3 1/2	1.20	1.40	1.90	1/2	3x1 3/8	6	3/8
4 1/2	1.40	2.10	3.00	1/2	4x1 1/2	8	5/8
5 1/2	2.00	2.90	3.40	1/2	5x1 3/4	10	1
6 1/2	2.40	3.50	4.10	1/2	6x1 7/8	12	1 1/2
8 1/2	3.40	4.90	5.90	1/2	8x2 1/4	14	2 3/4

**OPEN BASE CLEATS**

Polished Aluminum, Galvanized Iron or Cast Bronze



Fig. 40133

Length Inches	Pol. Alum. Each	Galv. Gray Iron Each	Galv. Mall. Iron Each	Burn. Bronze Each	Pol. Bronze Each	Chrome Plated Each	Weight Gray Iron Each in Lbs.
3 1/2*	...	\$0.22	...	\$0.45	\$0.90	\$1.40	3/16
4*	\$0.90	.24	...	.60	1.00	1.60	1/4
5*	1.10	.36	...	.90	1.30	1.90	3/8
6*	1.35	.44	\$0.80	1.20	1.60	2.40	1/2
8	...	.80	1.50	1.50	2.80	3.60	1 1/4

\*3 1/2, 4, 5 and 6-inch sizes in aluminum, bronze and chrome have solid base.

Fastenings: 3 1/2 & 4 in. No. 8 Screws; 5 in. No. 10 Screws; 6 & 8 in. No. 14 Screws;

**STRAIGHT CHOCKS**

Galvanized Gray Iron or Polished Bronze




Fig. 41133

Length Inches	Galv. Each	Pol. Bronze Each	Chrome Plated Each	Packed Doz. Per Box	Width Inches	For Approx. Diam. Rope Inches	Weight Each in Lbs.
4	\$0.30	\$1.25	\$2.15	1/2	7/8	1/2	3/8
5	.45	1.70	2.90	1/2	1	5/8	1/2
6	.70	2.60	4.20	1/2	1 1/4	3/4	7/8

**OPEN CHOCKS**

Polished Aluminum or Bronze

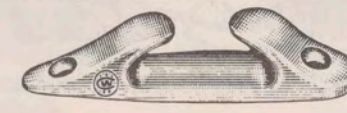


Fig. 411133

Lgth. Ins.	Pol. Alum. Each	Burn. Bronze Each	Chrome Plated Each	Width Inches	For Diam. Rope Inches	Drilled For Wood Screw No.	Weight Each in Lbs.
3 1/4	\$1.20	\$0.80	\$1.70	3/4	3/8	7	3/8
4 1/4	1.45	1.00	2.10	7/8	7/16	10	3/8
5 1/4	1.60	1.30	2.75	1 1/8	1/2	10	1/2

**BOW CHOCKS**

Polished Aluminum, Galvanized Gray Iron or Polished Bronze

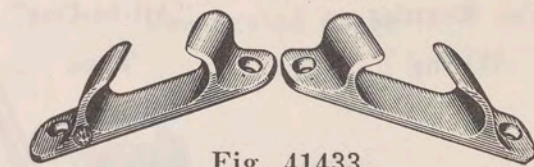


Fig. 41433

Length Inches	Pol. Alum. Pair	Galv. Pair	Pol. Bronze Pair	Chrome Plated Pair	For Diam. Rope Inches	Width Inches	Weight Pair in Lbs.
3	\$1.50	\$0.45	\$1.90	\$3.20	3/8	5/8	3/8
4	1.90	.50	2.25	4.00	1/2	3/4	1/2
5	2.60	.90	3.30	5.45	3/4	7/8	1
6	...	1.60	5.50	8.50	7/8	1 1/8	1 7/8

**RUNABOUT BITTS**

Polished Aluminum or Bronze

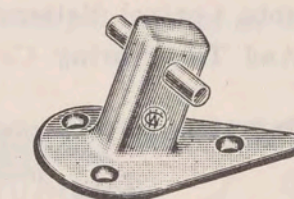


Fig. 819033

Size No.	Pol. Alum. Each	Burn. Bronze Each	Chrome Plated Each	Height Inches	Size Base Inches	Drilled for Wood Screw No.	Weight Each in Lbs.
1	\$2.50	\$2.25	\$5.00	2	3 5/8 x 2 1/4	10	5/8

**BITTS**

Polished Aluminum, Galvanized Gray Iron or Cast Bronze




Fig. 419033

Size No.	Pol. Alum. Each	Galv. Each	Pol. Bronze Each	Chrome Plated Each
0	\$3.25	\$1.50	...	...
1	6.50	2.90	...	...
0	\$5.75	\$7.95	...	...
1	7.15	9.50	...	...

**DECK FITTINGS SETS**

Polished Aluminum

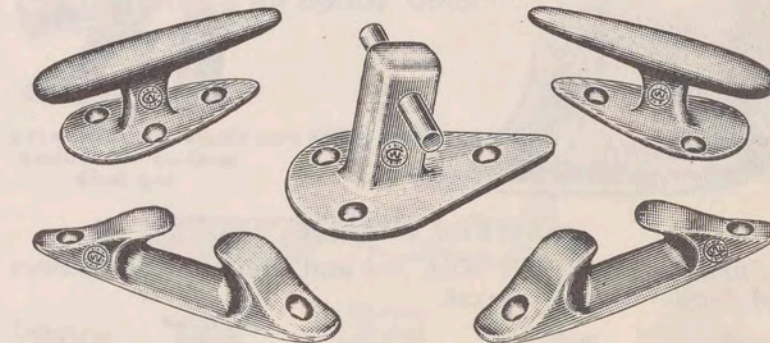


Fig. 819133  
\$7.40 Per Set

Here is just the set of "Sea-Lume" Deck Fittings you will want for that small runabout! The set consists of two 4 1/4-inch Open Chocks, two 3 1/2-inch Solid Base Cleats and one No. 1 Runabout Bitt.

**"SEA-GLO" COMBINATION LIGHTS**

Polished Aluminum Alloy

For Regular Wiring




Fig. 81730  
\$3.75 Each

"All-In-One" Type

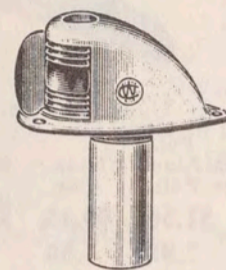


Fig. 817030  
\$5.50 Each

"All-In-One" With Remote Control Battery Case And Two Spring Clips



Fig. 817130  
\$7.75 Each

Prices include one bulb. Two standard dry cell batteries used are not furnished.

Extra bulbs .....\$0.22 each

Equipped with Fresnel Lenses; one Red and one Green. 1/2-inch diameter Flag Pole Socket.

Height Lens Inches	Dim. Base Inches	Height Lens Inches	Weight Each in Lbs.		
		Fig. 817	Fig. 8170	Fig. 8171	Fig. 8171
1 1/8	2 3/8 x 4 3/8	2	1/4	3/4	3/4

**COMBINATION LIGHTS**

Wrought Brass





Fig. M102730

Furnished complete with red and green fresnel lenses and double contact socket.

Height Lens Inches	Base Inches	Lens Inches	Flagpole Socket Inches	Weight Pounds
3 1/4	3 3/4 x 6 1/4	2 9/16 x 3	3/4	1
Bright Finish Each	Polished Brass Each	Chromium Plated Each	Spare Lenses Each	Spare Sockets Each
\$7.00	\$8.00	\$9.25	\$1.20	\$ .45



Rear view showing method of changing bulb

**COMBINATION LIGHTS**

Wrought Brass

"All-In-One" Type — Self-Contained Dry Batteries

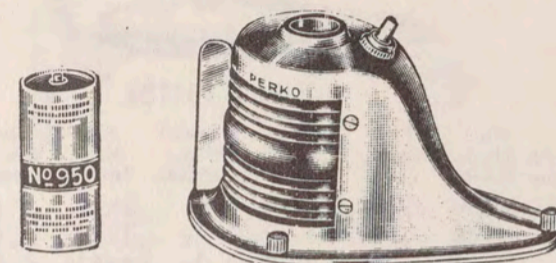


Fig. M11030

Battery and bulb easily replaced by removal of three thumb screws from base.

With red and green fresnel lenses, miniature socket and bulb. Battery not included.

Dimensions same as Fig. 1140 above.

Bright Finish Each	Polished Brass Each	Chromium Plated Each	Spare Lenses Each	Spare Bulbs Each
\$9.25	\$10.25	\$11.50	\$1.20	\$ .25

**COMBINATION LIGHTS**

Polished Aluminum Alloy




Fig. M112333

Cast aluminum alloy polished to a beautiful chrome finish. Fitted with guaranteed non-breakable lenses.

Height Lens Inches	Each	Base Length Inches	Weight Each Oz.
2 3/16	\$5.95	5 7/8	1

**COMBINATION LIGHTS**

Polished Aluminum Alloy

"All-In-One" With Remote Control Battery Case And Two Spring Clips, With Rebulbing Plug



Fig. M112433

Cast aluminum alloy polished to a beautiful chrome finish. Complete with remote battery case. Non-breakable lenses. Price does not include batteries.

Height Lens Inches	Each	Base Length Inches	Weight Each Oz.
2 3/16	\$8.95	5 7/8	15

**"SPORT KIT" LIGHTS**

FLASHLIGHT BATTERY TYPE — 2 CELL ALL BRASS—CHROMIUM PLATED



Fig. M87130



Fig. M87230

Designed for small craft such as rowboats, canoes, dinghys, etc., when an outboard motor is attached. Lights are required by law in such cases. Battery not included.

Height Overall M87130	Height Overall M87230	Diam. Stem M87130	Size Lens M87130	Size Globe M87230	Weight Each Pounds
13 3/4	20	1 1/8	2 1/8 x 3	1 3/8	1
Fig. M87130 Each	Fig. M87230 Each				Extra Bulbs Each
\$9.35	\$8.35				\$.22

**ALUMINUM STERN LIGHTS**

Polished Aluminum TUBULAR POLE — WIRED Corrugated Globe




Fig. 451430

Length Inches	Each	O. D. Pole Inches	Weight Each With Socket in Lbs.
20	\$8.50	3/4	5/8

Price includes pole socket as illustrated.

**JUNIOR STERN LIGHTS**

Polished Aluminum

Each	Length Overall Inches	Diam. Pole Inches	Weight Ounces
\$6.00	20	9/16	10



Fig. M94130

Pole is adjustable to various lengths down to 5 inches.

**ADJUSTABLE STERN LIGHTS**

POLISHED TUBULAR BRASS POLES — WIRED Corrugated Globes

Length Inches	Pol. Brass Each	Chrome Plated Each
24	\$8.50	\$10.50
30	9.00	11.00




Fig. 451130

Length Inches	O. D. Pole Inches	Weight Each with Socket in Lbs.
24	3/4	1
30	3/4	1 1/8

Prices include pole socket as illustrated.

**COMBINATION-STERN LIGHTS**

Polished Aluminum Self-Contained Dry Batteries



Fig. M78230




Fig. M78330

Especially designed for boats having no electric power. Uses standard flashlight cell in base. External off-on switch.

Each	Height inches	Base inches	Weight ea. lbs.
\$10.75	19	6 3/4 x 3 3/8	1 1/2
Each	Height inches	Base inches	Weight ea. lbs.
\$10.75	3	6 3/4 x 3 3/8	1

**ADJUSTABLE STERN LIGHTS**

POLISHED TUBULAR BRASS POLES — WIRED Corrugated Globes

"All-In-One" With Remote Control Battery Case And Two Spring Clips

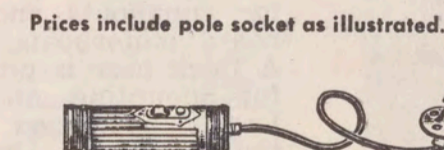


Fig. 451230

Length Inches	Pol. Brass Each	Chrome Plated Each	O. D. Pole Inches	Weight Each with Case in Lbs.
24	\$12.50	\$14.50	3/4	1 1/2
30	13.00	15.00	3/4	1 5/8

Prices include one bulb. Two standard dry cell batteries used are not furnished. Extra Bulbs .....\$0.22 each

**PORTABLE SPOTLIGHTS**




Fig. M87600X

The handiest light ever developed. Uses 2 filament bulb and 2 way switch giving either a flood light or a searching spotlight. Light is 6" diameter and chromium plated brass. Handle is aluminum with rubber grip.

Price, less battery ..... \$11.00  
Battery for above ..... \$4.50

**SEALED BEAM SEARCHLIGHTS**

Chromium Plated Bronze

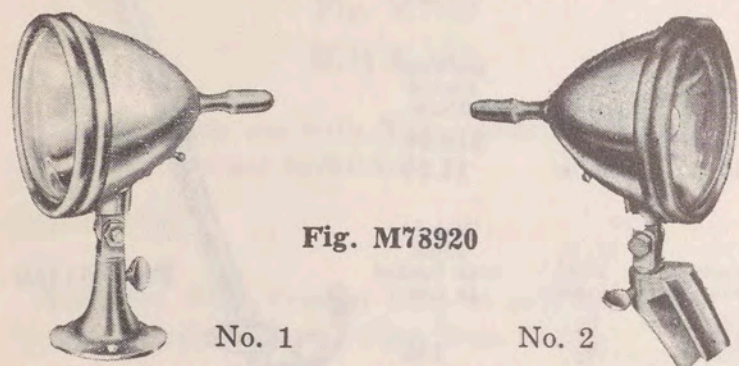


Fig. M78920

Searchlight No. 1 is for deck mounting. No. 2 is designed to fit center post of "V" type windshield.

Size No.	6 V. Chrom. Plated Each	Diam. Inches	Height Overall Inches	Weight Each in Lbs.
1	\$15.00	5"	9	2
2	16.50	5"	8½	2

**SEALED BEAM SEARCHLIGHTS**

Chromium Plated



Fig. M118600X

Marine Light, Deck Base & Battery Plate \$19.50  
Battery for same, each ..... 4.50

A powerful 5" Marine Searchlight, Sealed Beam, Chrome finish of brass and bronze construction for runabouts and outboard motorboats. A Deck base is provided for mounting on boat. Light attaches with thumb screw. Operates from boat circuit or Portable Battery. For self-contained Portable use, Light attaches to Carrying Bracket which mounts on battery. Wire on Light is equipped with a double-contact bayonet plug.

**UNDERSEAT UTILITY BOXES**

Galvanized Sheet Steel  
For "Hot Shot" Battery or Tools  
Without Cover




Fig. 58233

Length Inches	Each	Width Inches	Depth Inches	Weight Each in Lbs.
10½	\$4.90	7¾	2¾	2

Furnished with two ¼-inch diam. x 1½-inch long Brass Carriage Bolts with wing nuts. Rubber grommet protects lead wire.

Stow your "Hot Shot" Battery in this long-lasting Hot Dip Galvanized case where it is out of the way, but kept dry and ready for instant use. No cover furnished. Install it under the deck — under a seat, or where you will — you know your battery will be ready to go when it is kept in this box. As a handy, small tool box it can't be beat! Keeps tools where you want them, out of sight, but always available.

**ELECTRIC TROLLING MOTOR**

Silvertrol

The ideal trolling motor, operates on standard 6 or 12 volt storage batteries, will operate approximately 10 hours on a single heavy duty 6 volt storage battery at trolling speed under normal conditions. Extremely silent, water cooled motor with sealed lifetime lubricated bearings. Clamp bracket adjustable for transom height. 300 degrees steering. Heavy duty 60" battery cables and 2 speed switch. Light weight construction of aluminum and chrome plated steel. Weight only 20 lbs.

Price, each.  
F.O.B. factory ..... \$74.50



Fig. M86825

**AUTOMATIC OUTBOARD**

**BOAT DRAINERS**

Plain Bronze  
With Cap and Locknut

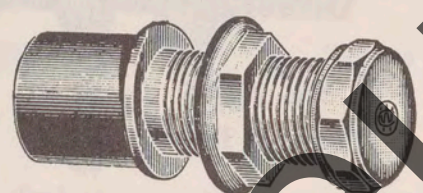


Fig. 594033

Each \$3.50

Weight Each in Lbs. ¾

For wood thickness up to 2 inches.

Diameter flange, 1½ inches.

An automatic siphon outboard bailer. When underway, remove cap and water rushes out. Rubber ball check will keep water out during short stops, but cap should be screwed on when not running.

To install, Bore 1-inch hole in transom, as near bottom as possible. Insert threaded shank — tighten lock nut. Cut off shank if it is longer than needed.

**"DRI-BOAT" BOAT DRAINS**

Plain Aluminum or  
Burnished Bronze

Length Inches	Plain Alum. Each	Burn. Bronze Each	Width Inches	Weight Each in Lbs.
2¾	\$5.25	\$5.25	2½	1¾

Three ¼"-20 R. H. Machine Screws furnished for permanent mounting.

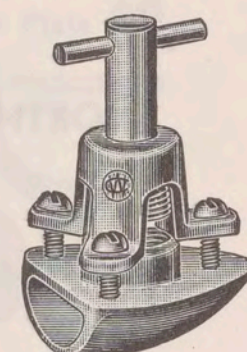


Fig. 594133

The perfect small boat siphon bailer. Works at boat speed of 7 miles per hour or more. Drill 1½-inch hole in bottom near the transom. Outlet mouth goes outside, facing aft. Bracket and control handle inboard. Cut neck of outlet mouth to hull thickness. Screw down to close. UnscREW, raise handle and screw into top of bracket to hold open. Keep closed when not underway.

**DRAIN PLUG**

Plain Brass




Fig. M110233

This drain plug is guaranteed not to leak. Operation is simple and easy—plug releases by merely raising the handle.

Diam. Inches	Length Inches	Wt. ea. Oz.	Price Each
1	2	4	\$3.00

**"SEA-SPRAY" BILGE PUMPS**

Brass  
Single Action




Fig. 538833

Diam. Barrel Inches	Each	Height Inches	Strokes Per Quart	Weight Each in Lbs.
1¼	\$5.40	17	4	1½

Just the pump for small sail or motor boats and skiffs. The simple, new style valve action gives the easiest operation and the greatest amount of water. Usually, no hose is necessary as the up-angle spout throws the water well overboard. However, a piece of ¾-inch hose will fit the spout if needed. The low price is another attractive feature of this new pump.

**BILGE PUMPS**

Cadmium Plated




Fig. M98730A12

This NEW BILGE PUMP is capable of quickly disposing of water with minimum effort. The pump is designed to give long dependable service. The attractive, easy to grip handle is varnished to give long wear against hardest use; extra heavy cadmium plate on all metal parts helps prevent corrosion.

Diam. Barrel Inches	Each	Length Barrel Inches	Weight Each in Lbs.
1½	\$3.75	24	2

**AUTOMATIC BOAT BAILERS**

Burnished Bronze Fittings with Rubber Hose

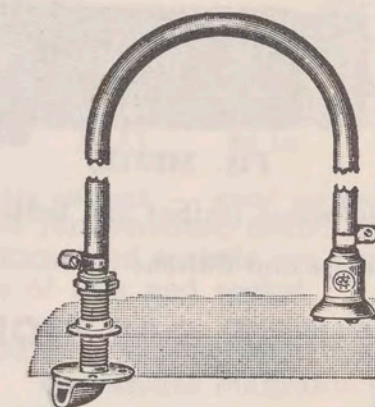


Fig. 153233

Each	I. D. Hose Inches	For Hull Thickness Inches	Weight Each in Lbs.
\$9.00	¾	up to 1¾	1½

A suction bailer that really keeps your boat dry as you speed along. Will bail at speeds of 8 m.p.h. or more. The backflow check prevents reverse suction. ¾-inch rubber hose connects intake and discharge — permits desired height of loop over waterline. Screw holes in intake flange provide sure, flat installation.

Install with discharge outlet facing aft, with intake 8 inches forward or aft of discharge.

**OARS**  
Quality White Ash



Fig. M38533B6

Made from selected white ash. First grade guaranteed.

Stock Sizes  
5-6-6½-7-8-foot.  
Price Per Ft.  
in Pairs  
\$0.58

**CANOE PADDLES**  
Spruce




Fig. M38833B6

Best quality spruce, varnished, light and strong.

Size No.	Length Inches	Blade Width Inches	Type of Blade	Price Each
1	60	6½	Solid	\$4.50
2	66	6½	Solid	\$4.50
3	52	6	Laminated	3.15

**COPPER OAR AND PADDLE TIPS**



Fig. M93530

Fig. M93630

Paddle tips, each ..... \$0.30  
Oar tips, per pair ..... \$0.45

**OAR LEATHERS**  
Russet Leather




Fig. M93733

A high grade russet leather and button.

Complete, Leathers and Buttons ..... Per Pair \$1.60

**RUBBER OAR STOPS**




Fig. M118733

Fits snugly to shape of oar yet easy to attach. Inside diameter is tapered from 1½ inches at small end to 1¼ inches at large stop end.

Per Pair	Length Inches	Outside Diameter Stop Inches	Thickness Stop Inches	Weight Per Pair Ounces
\$2.75	9	3	¾	8

**RUBBER OAR STOPS**




Fig. 42633

\$1.00 Per Pair

Designed for use with any oarlock, W-C Rubber Oar Stops prevent oars from slipping — make rowing safer for children.

**"SEA-CURITY" OAR HOLDERS**  
Galvanized Gray Iron

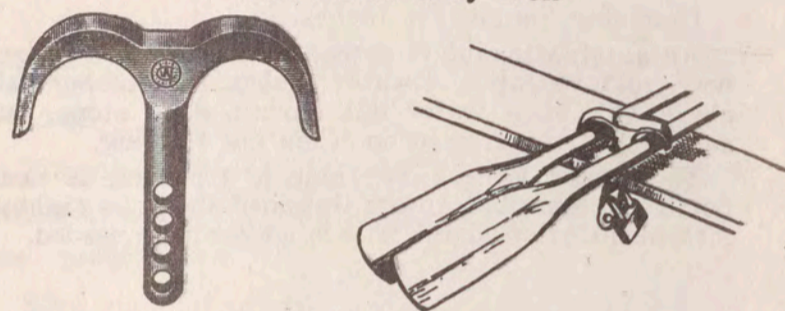


Fig. 434033

Each	Length Inches	Width Inches	Weight Each in Lbs.
\$0.75	5¾	1¼	1

**NORTH RIVER OAR GUARDS**  
Galvanized Steel



Fig. 44133

Radius Inches	Per Set	Size Plate Inches	Weight in Lbs.
¾	\$2.00	3½ x 1¼	¾

Set consists of four Oar Guards. Drilled for No. 8 Wood Screws.

**OARLOCK SAFETY CHAINS**



Fig. 43533

Galvanized ..... \$0.30 Pair  
Brass ..... .35 Pair

**CLAMP OARLOCKS**



Fig. M66330

Burnished Bronze

Size No.	Complete Pair	Horns Only Pair	Sockets Only Pair
1	\$5.80	\$3.20	\$2.80

Size No.	Drilled for Wood Screw No.	Opening Inches	Weight Pair in Lbs.
1	8	1¼	1½

**STANDARD OARLOCKS**



Fig. 42133

Galvanized Malleable Iron

Size No.	Complete Pair	Horns Only Pair	Sockets Only Pair
1	\$1.50	\$1.15	\$0.45

Size No.	Drilled for Wood Screw No.	Opening Inches	Weight Pair in Lbs.
1	10	2	1¼

**DAVIS OARLOCKS**



Fig. 44033

Galvanized Malleable Iron

Size No.	Complete Pair	Horns Only Pair	Sockets Only Pair
1	\$2.85	\$1.40	\$1.55

Burnished Bronze

Size No.	Complete Pair	Horns Only Pair	Sockets Only Pair
1	\$4.00	\$1.70	\$2.40

Burnished Bronze

Opening Inches	Weight Pair in Lbs.
2	2

Sockets drilled for No. 12 Wood Screws.

**NORTH RIVER OARLOCKS**

Regular Socket

Side Plate Socket




Fig. M80033

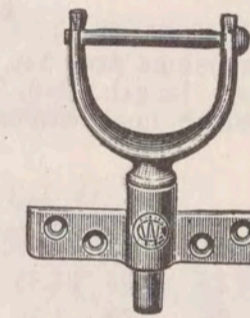


Fig. M80133

Galvanized Malleable Iron Fig. M80033

Size No.	Complete Pair	Horns Only Pair	Sockets Only Pair	Opening Inches	Weight Pair in Lbs.
1	\$1.75	\$1.40	\$0.45	2½	1¼

Burnished Bronze, Fig. M80033

Size No.	Complete Pair	Horns Only Pair	Sockets Only Pair	Opening Inches	Weight Pair in Lbs.
1	\$2.55	\$1.85	\$0.80	2½	1¼

Polished Bronze, Fig. M80033

Size No.	Complete Pair	Horns Only Pair	Sockets Only Pair	Opening Inches	Weight Pair in Lbs.
1	\$4.70	\$3.40	\$1.40	2½	1¼

Chromium Plated, Fig. M80033

Size No.	Complete Pair	Horns Only Pair	Sockets Only Pair	Opening Inches	Weight Pair in Lbs.
1	\$6.90	\$4.80	\$2.20	2½	1¼

Galvanized Malleable Iron Fig. M80133

Size No.	Complete Pair	Horns Only Pair	Sockets Only Pair	Opening Inches	Weight Pair in Lbs.
1	\$2.20	\$1.40	\$0.90	2½	1¾

Burnished Bronze, Fig. M80133

Size No.	Complete Pair	Horns Only Pair	Sockets Only Pair	Opening Inches	Weight Pair in Lbs.
1	\$3.10	\$1.85	\$1.35	2½	1¾

Polished Bronze, Fig. M80133

Size No.	Complete Pair	Horns Only Pair	Sockets Only Pair	Opening Inches	Weight Pair in Lbs.
1	\$5.70	\$3.40	\$2.40	2½	1¾

Chromium Plated, Fig. M80133

Size No.	Complete Pair	Horns Only Pair	Sockets Only Pair	Opening Inches	Weight Pair in Lbs.
1	\$7.90	\$4.80	\$3.20	2½	1¾

Sockets drilled for No. 10 Wood Screws.

**NORTH RIVER OARLOCKS**

Burnished or Polished Aluminum  
With Micarta Bearing  
Side Plate Socket

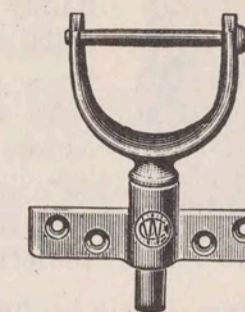


Fig. A42433

Size No.	Complete Pair	Horns Only Pair	Sockets Only Pair	Opening Inches	Weight Pair in Lbs.
1	\$3.90	\$2.00	\$2.00	2½	¾

Polished Aluminum

Size No.	Complete Pair	Horns Only Pair	Sockets Only Pair	Opening Inches	Weight Pair in Lbs.
1	\$4.90	\$2.50	\$2.50	2½	¾

The noiseless oarlock — good on any boat — just what you need for aluminum boats! Aluminum alloy casting — high burnished or polished finish. Heavy micarta bearing in the socket eliminates wear on the horn shank, prevents seizing, and silences all squeaks and rattles.

**NOISELESS OARLOCKS**

Polished Aluminum With Micarta Bearing

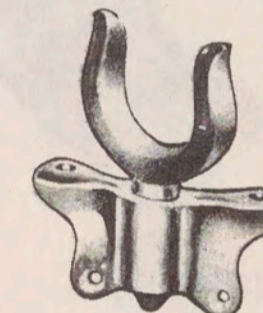


Fig. M87933

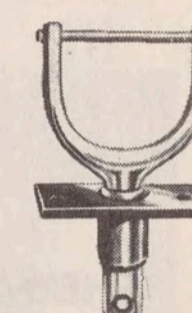


Fig. M10733

Size No.	Complete Pair	Horns Only Pair	Sockets Only Pair	Opening Inches	Weight Pair in Lbs.
1	\$4.95	\$2.55	\$2.40	2	1¾

The noiseless oarlock — good on any boat — just what you need for aluminum boats! Aluminum alloy casting — Horns and sockets are interchangeable. Specify type of lock and socket

**ROLLER BEARING OARLOCK**  
Galvanized Malleable Iron

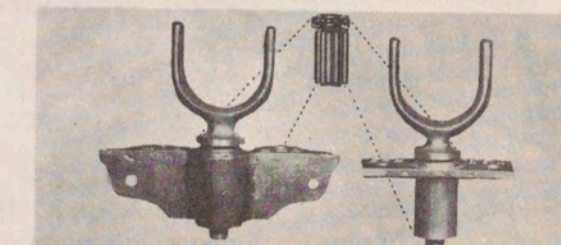


Fig. M121733

Utterly quiet—nothing finer for fishing or duck hunting. Specify type of plate required. Complete with pins and pin sleeves.

Side plate, per pair ..... \$7.95  
Top plate, per pair ..... 6.75

**MANILA ROPE**



Fig. M32533

First quality pure manila rope in compact, handy 50 and 100 foot coils. Best for anchor lines — recommended sizes are: 1/4" dia. for canoes and cartop boats, 3/8" dia. for 12 and 14 footers, 1/2" dia. for 16 footers.

Ideal, too, for mooring and tie-up lines. Keep an extra coil handy for emergency.

Dia.	Coil size	Price per coil	Wt. lbs. per coil
1/4"	50 ft.	\$1.11	1
1/4"	100 ft.	2.15	2
3/8"	50 ft.	2.18	2
3/8"	100 ft.	4.24	4
1/2"	50 ft.	3.88	3 3/4
1/2"	100 ft.	7.52	7 1/2

**NAVY ANCHORS**

Galvanized



Fig. 205033

Drop Forged Steel Shank

Size Lbs.	Each	Length Overall Inches
5	\$3.40	12
10	5.65	13
15	7.85	16
20	9.65	18
25	13.25	19

**FISHERMAN'S ANCHORS**

Gray Iron



Fig. 207133

Size Pounds	Galv. Each	Self-Colored Each
8	\$3.40	\$2.50
12	5.25	3.50
16	6.50	4.50

This anchor is made especially for use on small open boats.

**DANFORTH ANCHORS**

Galvanized

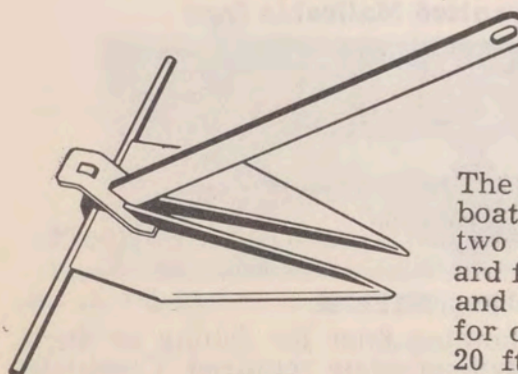


Fig. No. M47240 M47238

The most popular small boat anchor, made in two sizes: 2 1/2 lb. standard for boats up to 12 ft. and the 4 lb. standard for outboards, etc. 12 to 20 ft.

Size lbs.	Each
2 1/2	\$3.70
4	7.50

**ANCHOR LIFT LEADER**  
Improved — Brass

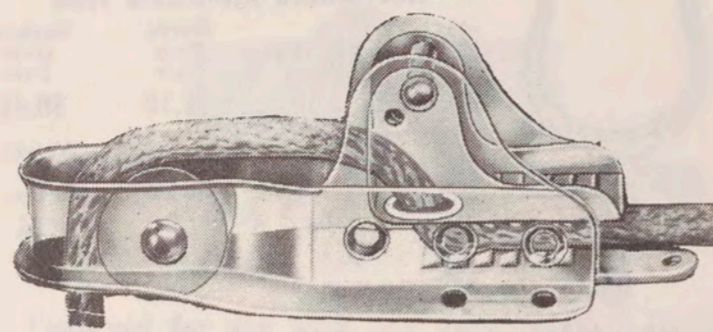


Fig. M93433

"Real fishing comfort". Pull on the rope and it runs smoothly and freely—drop the rope and it locks instantly and firmly. Heavy pressed brass construction—adjustable for rope up to 1/2" diam. Weight approx. 2 lbs.

Price, each ..... \$2.50

**BOAT SNAPS**

Galvanized Malleable Iron or Bronze

Fast Eye

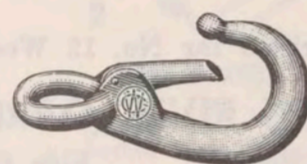


Fig. 24933

Dimensions are: 1st, Inside diameter of eye; 2nd, Extreme length; 3rd, Diameter of rope, wire, ring etc., which hook can swallow.

Size No.	Galv. Each	Burn. Bronze Each	Pol. Bronze Each	Bronze Packed Dozen Per Box	Dimensions Inches	Weight Per 100 in Lbs.
0	\$0.55	\$0.60	\$1.15	1	3/8 x 2 x 3/4	5
1	.65	.70	1.30	1	3/8 x 2 3/4 x 3/4	10
2	.70	.80	1.45	1	3/4 x 3 1/4 x 3/4	13 1/2
3	.85	1.05	2.00	1	3/4 x 3 3/8 x 1/2	26 1/2
4	1.10	1.70	...	1	7/8 x 4 1/2 x 5/8	27 1/2
5	1.45	2.05	...	1	1 1/8 x 4 7/8 x 3/4	43 3/4
6	1.70	...	...	1	1 1/4 x 5 1/4 x 3/4	56 1/4

**DOCK BUMPER**



Fig. M23730

At last... a dock bumper with real shock absorbing qualities. Made of 100% Du Pont Neoprene, it is everlasting and will not mark boat. Stays white—adds beauty to your dock—never need painting or other care. Width across base 3". Width across round 2". Furnished only in 14 foot lengths.

Price, per length..... \$12.60

**RUB RAIL MOULDING**

Polished Aluminum

Drilled and Countersunk

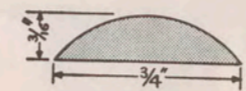


Fig. M112033B12

Length Overall Feet	Each	Width of Oval Inches	Drilled and Csk. For Wood Screw No.	Drill Centers Inches
12	\$4.68	3/4"	6	6 1/2"

**KEEL AND STEM STRIPS**

Polished Aluminum

Drilled and Countersunk



Fig. M111933B12

Length Overall Feet	Each	Width of Oval Inches	Drilled and Csk. For Wood Screw No.	Drill Centers Inches
4	\$1.60	1/2"	6	6

**FENDER MOULDING**

Rubber




Fig. M99830

Solid white rubber rub strip or fender moulding in either plain or nautical rope design. Sparkling white color adds to appearance of any boat. Half round shape is easy to apply with adhesive and nails or screws (it can be drilled and countersunk). Designed to fit snugly and in proper sizes for complete protection. Excellent finish for inside edges of boat cockpits.

Size in Inches	Design	Price per Foot	Approx. Wt. Lbs. per Foot
1"	plain	0.25	3/8
1"	Rope	0.50	3/8

**ALUMINUM WOOD SCREWS**



Fig. M112133B12

It is recommended that aluminum wood screws be used to fasten aluminum hardware to eliminate the electrolytic action that occurs between dissimilar metals.

Size	Price Per Gross	Size	Price Per Gross
3/4" #6	\$3.35	1" #10	\$5.60
1" #6	3.90	1 1/4" #10	6.90
3/4" #8	3.60	1" #12	6.55
1" #8	4.15	1 1/4" #12	7.35
1 1/4" #8	5.40	1 1/2" #12	8.15

**DINGHY BUMPER**


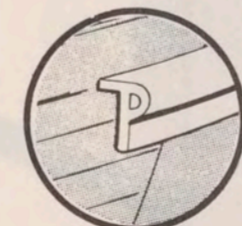


Fig. M23630

Made of tough 100% Du Pont Neoprene and attached to gunwale or rubrail it assures maximum protection at all times. Made in flat base as shown or in angle base as shown in inset. Width of base flat style is 1 1/2". Width of base angle style 1 1/4". Furnished in 14 foot length ONLY.

Price, per length..... \$11.20  
Ready-made corners, angle base, each..... 2.20  
Flat base furnished unless otherwise specified.

Size No.	Size inches	Wt. ea. lbs.	Price each
2	2x14	1 3/4	\$4.75
3	3x15	2 1/8	5.90
4	4x17	3 3/4	7.90
5	4 1/2 x 25	6 3/4	12.50

A tough durable fender that won't mar boat finish, will always float, remains soft and always white.

Made with a core of live sponge rubber and covered with 100% Du Pont NEOPRENE, the Ever-guard fender absorbs tremendous shocks, absolutely resistant to salt water, checking, cracking, oxidation, and discoloring. Beautiful, soft, and wears like iron—guaranteed not to mark or mar any boat finish.

Fig. M23233

**FENDERS**

Rubber




Fig. M99633

The best fender that money can buy. Molded in attractive white rubber with air cell design. Will not mark hull. Can be used as emergency life-saver floats, buoy markers, etc. Easy to keep white and clean.

Size in Inches	Price Each	Approx. Wt. Each in Lbs.
3 x 12	\$4.40	2 1/4
4 x 16	6.60	3 1/2

**OUTBOARD FENDER**

Rubber

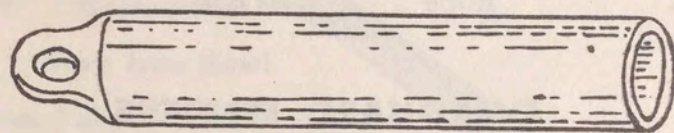


Fig. M112933

White tubular rubber fender designed especially for the small boat. Easy to keep clean—will not mark hull.

Size in Inches	Each	Weight Each Oz.
1 7/8 x 12	\$1.75	11

**DUPONT SPONGES**

Cellulose Fibre



Fig. M92330

America's Top Boat Sponge

Size	Approx. Dimensions	No. in Case	List Price
No. 6A	1 1/4" x 3 3/4" x 5 1/8"	144	.35
No. 8A	2" x 4" x 6"	72	.70
No. 10A	2 1/4" x 4 1/2" x 7 1/4"	48	1.00

**GROMMET FENDERS**

Canvas, Cork Filled



Fig. M24625B6

Heavy canvas outside, well sewn; has brass grommet in one end.

Size, Inches	Cork Filled
3x12	\$0.80
3 1/2 x 15	1.20

**STEP PLATES**

Rubber




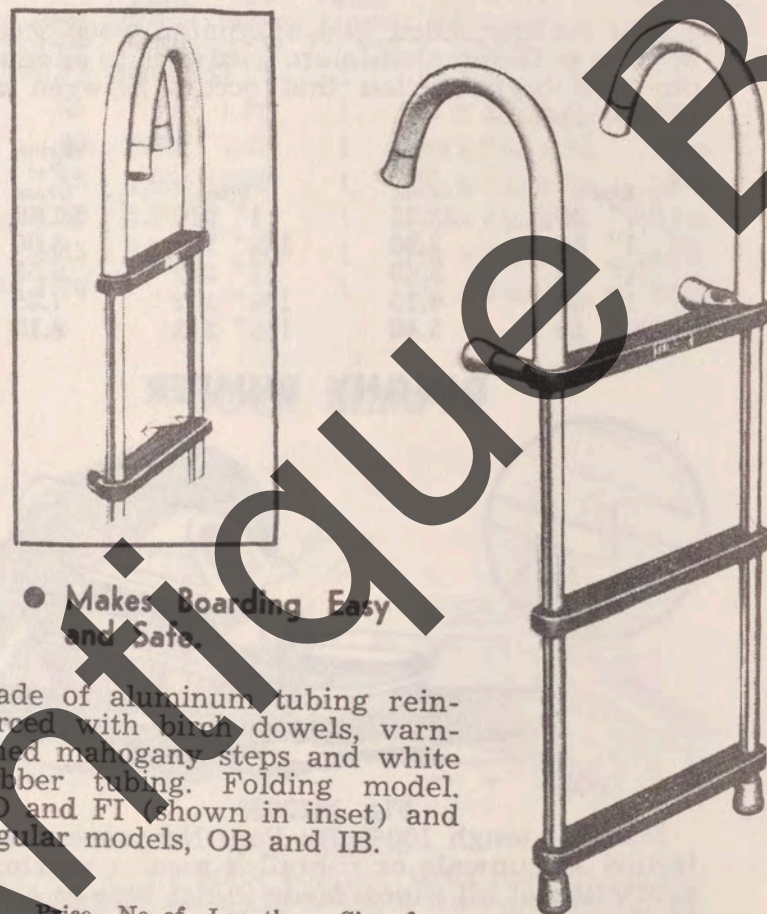
Fig. M99733

The step of luxurious quality. Sturdy, durable, all rubber step plates with no metal parts to corrode. Safe, non-slip, non-skid surface in attractive nautical rope design. Easy to install—easy to clean—easy to look at. Please specify color desired.

Size in Inches	Price Each	Approx. Wt. Each in Lbs.	COLOR	
			White	Green
3 1/2 x 8	\$2.50	3/4	Black	Blue
5 1/2 x 11 1/2	\$3.50	1 1/4	Red	

**BOARDING LADDER**

Aluminum and Mahogany



Makes Boarding Easy and Safe.

Made of aluminum tubing reinforced with birch dowels, varnished mahogany steps and white rubber tubing. Folding model, FO and FI (shown in inset) and regular models, OB and IB.

Size	Price Each	No. of Steps	Length Inches	Size of Hooks Inches
OB	\$18.75	3	36	6
IB	24.50	4	48	10
FI	21.50	3	36	6
FO	27.50	4	48	10

Fig. M16933

**PLASTIC PAIL**



Fig. M120133B6

A practical polyethylene pail of 11 quart capacity. Will not break, chip, dent, rattle, nor mar boat's finish. Available as pail only or utility pail with cover. Packed 6 to a carton—approx. shipping weight 10 lbs. Pail only, yellow or red \$2.98 Pail with cover yellow only \$3.79

**PORTABLE REFRIGERATORS**

Aluminum

The perfect all-around coolers for boating, fishing, camping, auto trips, etc. Light weight aluminum. Easy to carry—easy to clean. Thick glass fibre insulation throughout keeps food and beverages cold or warm. Ample ice capacity—one charge gives safe refrigeration for up to 72 hours. Convenient, chained, drain plug. Three sizes to fill practically every need.




Fig. M118833

MODEL 12AHH ALUMINUM OUTER CASE Aluminum Inner Liner SIZE: 19" x 12" x 10" Shipping Wt.: 14 lbs.

Price, each \$18.95

**ALL-PURPOSE**



Fig. M118933

MODEL 13HH HINGED COVER Exclusive Interior Cantilever Hinge Hammertone Aluminum Outer Case Polished Aluminum Inner Liner SIZE: 22 1/2" x 13" x 13" Shipping Wt.: 22 lbs.

Price, each \$29.95

**EXTRA CAPACITY**




Fig. M119033

MODEL 16HH HINGED COVER Exclusive Interior Cantilever Hinge Hammertone Aluminum Outer Case Polished Aluminum Inner Liner SIZE: 22" x 16" x 13" Shipping Wt.: 24 lbs.

Price, each \$34.95

**LETTERS AND NUMBERS**

Polished Aluminum



Fig. M111833C10

Each	Height in Inches	No. Per Std. Pkg.	Packed Complete with Fastening Pins
\$15	3	10	

**DECALCOMANIA LETTERS AND NUMBERS**



Fig. M23333

Letters and numerals for boat names and registration numbers. Gold with black edging looks like gold leaf. Applied easily with water transfer method at low cost. Saves expensive sign painters charges. 2", 3" and 4" sizes. 6" sizes on special order.

Size	Colors	Price each
2"	Black and Gold	\$0.05
3"	Black and Gold	0.10
4"	Black and Gold	0.15

**AIROLLERS**



**AIROLLERS**—almost frictionless large canvas-rubber lined cylinders are inflated to a low pressure by lung power, and roll like roller bearings! Even a heavy 1200 lb. boat can be handled easily by one man with **AIROLLERS'** smooth, almost frictionless action. All scraping or abrasion is avoided, the boat bottom is never damaged.

**AIROLLERS** move easily over sand, gravel, shells and even stones and mud flats.

Fig. M99433B6

**Airoller Jr. For Boats Up to 400 Lbs.**

SIZE: 42" long x 8" diameter. Deflated, two complete "Jrs." will stow in a shoe box. Dark blue color.

CONSTRUCTION: Fabric casing made of sturdy top quality Duck and inflatable bladder. Bladder inflates by mouth. Casing has an overlapping flap opening in one end, through which the bladder is inserted prior to inflation. Tabs with grommets are provided in each end.

PRICE: \$9.00 each — \$18.00 pair

Fig. M99433B4

**Airoller, Standard, Heavy, For Boats to 1200 Lbs.**

SIZE: 9½" x 48" inflated. 15" x 50" uninflated and flat. Rolls up for storage into cylinder 4" in diameter by 15" long. Dark blue color.

CONSTRUCTION: Heavy canvas with thick rubber inside coating. All seams reinforced with an extra inside strip. A metal valve, of the type used on Navy equipment allows easy inflation by mouth. A tab with a grommet is attached to each end for tie lines. Leaks seldom occur. If they do, they can easily be vulcanized.

PRICE: \$15.00 each — \$30.00 pair.

**FOLDING BACKRESTS**




Fig. M113730A6

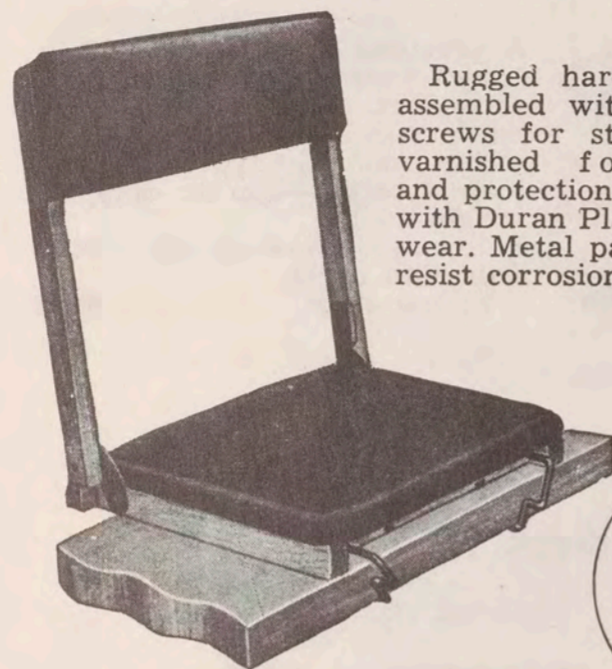
Free swiveling backrest that attaches quickly to most boat seats. Comfortable form fitting back. Sturdily constructed of rust-proofed steel and attractively upholstered in resilient plastic material.

• AVAILABLE IN THREE MODERN COLORS  
BAMBOO YELLOW, RED, GREEN

Please specify color when ordering or accept our choice. Weight each 9½ lbs.

Price each ..... \$10.95

**FOLDING BACKRESTS**  
Hardwood—Plastic Upholstered



Rugged hardwood frame assembled with rivets and screws for strength. Spar varnished for beauty and protection. Upholstered with Duran Plastic for hard wear. Metal parts plated to resist corrosion.



Fig. M94430A6

Seats 14½" wide by 12½" deep. Weight 5¼ lbs. Fits boat seats up to 1¾" thick. Red or green upholstery. Red turned unless otherwise specified.

Fig. M94430A6 Padded back model ..... \$4.95  
Fig. M94530A6 Plain back model ..... \$3.95

**FOLDING LEGS**

Easy-on folding legs to fit either of above models (see inset). Varnished hardwood. Converts backrest into complete chair.

Fig. M94630A6 Folding legs ..... \$1.65

**FOLDING BACKRESTS**  
Canvas and Aluminum

For fishing or just taking it easy. Simply hook it over seat. High strength, rustless, corrosion proof aluminum alloy frame, heavy duck back, Kapok filled seat—it floats!

Red or green  
Price ..... \$6.95 each



Fig. M75630A6



Fig. M88930A6

Ball bearing swivel seat of aluminum with Kapok filled removable seat cushion. Back folds, clamp arrangement fits most boat seats. Weighs only 6½ lbs. Attractive—

Red or green  
Price, each ..... \$12.95

**PLASTIC CUSHION**



Fig. M52433B12

Good!


Size 15" x 15" x 2". Filled with new Java Kapok, strong welted seam construction. Colors: red, blue, green, Coast Guard Approved. Wt., each 1¾ lbs.

Price, each ..... \$3.95

**PLASTIC CUSHION**

Fig. M101433B12

Better!



Size 15" x 15" x 2". Filled with new Java Kapok, strong welted seam construction. Colors: red, blue, green, or yellow, Coast Guard Approved. Wt., each 1¾ lbs.

Price, each ..... \$4.25

**ALL PLASTIC CUSHIONS**



Fig. M113033B12

Beautiful, new, multicolored cushion of taffeta finish Vinyl plastic, filled with new Java Kapok. Size 15" x 15" x 2", and Coast Guard approved. Color A: Red one side, blue other, pearl gray edges. Color B: Green one side, yellow other, pearl gray edges. Cushions trimly piped in white welting.

Price, each ..... \$4.95

Fig. M78433B12

Similar cushion to above but solid colors: Red, blue, green, or yellow, white piping.

Price, each ..... \$4.50



Fig. M95733B12

Made of unbacked Vinyl Taffeta finish material filled with new Java Rapok. Colors: Red, gray, yellow with white piping and handles. Knot design. Coast Guard approved. Packed 3 to carton, wt. 7 lbs.

Price, each ..... \$4.85

**BOX TYPE CUSHION**



Fig. M70625B6

Box type cushion, Rapok filled and tufted. Covered with VINYL leatherette. Size 15" x 20" Colors: red, green, or brown.

Price ..... \$5.50 each

**BOAT SEAT CUSHIONS**




Fig. M112825B6

Vinyl covered leatherette cushion for fuel seat coverage, approx. 2" thick. Kapok filled, and tufted. Size No. 1 in red only fits Trojan Angler and Sea Captain. Size No. 2 in red, blue, or green

Size No.	Dimensions Inches	Each	Weight Lbs.
1	12x48	\$11.75	20
2	14x49	14.00	23

**TROJAN SEAT CUSHIONS**



Fig. M119130

All Trojan Seat Cushions are Kapok filled, U. S. Coast Guard approved, and button-tufted if over 20 inches in length. All back rest cushions are filled with 1½" Saraflex and made with snaps on leatherette tabs for attaching to back of seat. Cover material is 17 oz. Vinyl Leatherette. Standard color is red. Other colors to special order only at special prices.

Model	Type Cushion	Price Per Set
14' Deluxe and Super Deluxe Sea Queen	Front Seat Cushions (2 per set)	\$17.30
	Front Seat Backrest (1 per set)	13.20
	Rear Seat Cushions (2 per set)	17.65
	Rear Seat Backrest (1 per set)	10.85
16' Deluxe Sea Queen	Front Seat Cushions (2 per set)	17.10
	Front Seat Backrest (1 per set)	14.20
	Rear Seat Cushions (2 per set)	17.65
	Rear Seat Backrest (1 per set)	12.95
16' Super Deluxe Sea Queen	Front Seat Cushions (2 per set)	17.10
	Front Seat Backrest (1 per set)	14.20
	Rear Seat Cushions (2 per set)	18.70
	Rear Seat Backrest (1 per set)	12.15

Seat and backrest cushions are available also for Dunphy, Feather Craft, Lyman, Thompson, Wage-maker, etc. Prices and delivery on request.

**RACING VEST**

Filled with new Java Kapok with large cushion collar. Kapok (except collar) is sealed in Vinyl inserts, so that it always remains in safe condition. Inserts are removable for easy cleaning of vest. Zipper closure. Kidney pad for extra protection. Two large pockets. Attractive navy blue or red, with white pockets and collar. Universal size fits chest 34" to 54". Packed 6 to a carton. Shipping weight 21 lbs.



Fig. M87333

Price, each .....\$13.75

**KAPOK VESTS**



Fig. M25325B6

Filled with Kapok and covered with Khaki colored drill with 3 ties. Large armholes. Four sizes.

Size	Price each
Child 6-12 yr.	\$6.10
30-36 chest	7.75
38-44 chest	8.00
46-54 chest	9.00

**CHILDREN'S JACKETS**

This new, vastly improved jacket now has adjustable shoulder straps as well as the conventional leg straps. Deep arm holes make this a much cooler, more comfortable vest.

Close weave ORANGE colored fabric, kapok-filled, with sturdy straps and rust-proof slides and buckles. EACH VEST IS IN A REUSEABLE TRANSPARENT BAG. Small: 2 to 4 yrs., medium: 4 to 7 yrs., large: 7 to 12 yrs. and ex-large: over 12 yrs.

Price, each .....\$4.50



Fig. M121333

Same jacket as above but in deluxe satin like fluorescent glowing signal yellow color that can be recognized from a great distance. An added safety factor. Small, medium and large only. Price, each .....\$5.85

**CRASH HELMET**




Fig. M120210

The ultimate in safety head gear, this de luxe model is especially made for high power auto and speed boat racing. Has padded cradle in crown, padded leather neck protector and earlaps and cup shaped chin strap. Unusual strength without excessive weight. White color only. Specify size when ordering.

Price, each .....\$27.50

**CRASH HELMETS**



Fig. M87425

High pressure molded one piece laminated bakelite, natural finish (may be painted) helmet with adjustable leather lining and chin strap. Two sizes: small (6½ to 7½) and large 7½ to 7¾). Wt. 12 oz.

Price, each .....\$9.95

**KNEE PADS**



Fig. M87525

Long wearing rubber with corrugated bottoms to prevent slipping. Inside each pad is a thick soft rubber insert for utmost comfort. Two adjustable straps hold pad securely in place on knee.

Price, per pair .....\$ 3.95

**WEB FEET**



Fig. M109630B12

For maximum swimming efficiency. Light weight—easy to walk in—most comfortable made. Interchangeable—no right or left. Adjustable type in 2 sizes: small to medium (4 to 8) and medium to large (8 to 13). Sea green color. Wt. per pair 2¾ lbs.

Price, per pair .....\$5.95

Also, Little Web Feet, fits child's sizes up to shoe size six.

Price, per pair .....\$3.95

**AQUA-KING SWIM MASK**

Fig. M120330B12



Made of new transparent natural gum rubber. Oval glass lense permits remarkable vision. Individually packaged in display box. Scientifically designed to fit all faces. Approx. wt. 10 oz.

Price, each .....\$2.95

**AQUA-PRO GOGGLE**

Fig. M109530B12



Finest swimming goggle made. Straight line lenses prevent underwater distortion. Extra soft natural rubber gives snug watertight fit. Sea green color. Wt., each, approx. 6 oz.

Price, each .....\$1.50

**AQUA-GOGGLE**

Best Popular Price Goggle Made



Fig. M95330B12

A favorite for over ten years. Exclusive inner vacuum lip, molds to any face for watertight fit. Large clear heavy glass lens. Adjustable head strap. Made of quality natural rubber in sea green color. Approx. wt. each 4 oz.

Price, each .....\$1.00

**JUNIOR GOG**

Makes Water Fun Safe Fun




Fig. M95430B12

The ideal swimming goggle for every youngster. Comfortable fit prevents irritation—unbreakable plastic lens assures safety—inner sealing ring protects against salt water and chlorinated pool water. Adjustable head strap. Finest natural rubber—sea green color. Approx. wt. each 3 oz.

Price, each .....\$0.59

**AQUA-CHAMP DIVE MASK**

The Ideal Smaller Mask




Fig. M95030B12

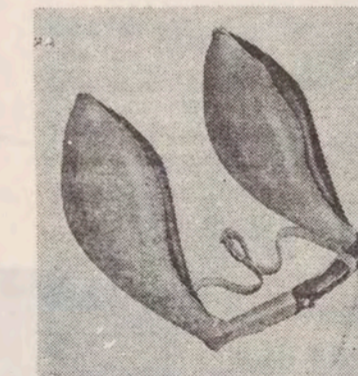
A natural for youngsters and adults. Scientifically designed contour for perfect fit. Feather edge for comfort—prevents irritation. Protects nose and eyes from salt and chlorinated water. Adjustable head strap. Approx. wt. 6 oz.

Price, each, junior size .....\$1.39

Price, each, adult size .....\$1.69

**WATER WINGS**

Fig. M95530B12



The original! Forty years America's standard. New—in guaranteed vinyl plastic—eye catching colors. Airtight—Waterproof—welded seams—easily inflated—supports over 300 lbs.—strong safety belt. Approx. wt. 6 oz.

Price, each .....\$1.69

**EAR STOPPERS AND NOSE CLIPS**



Fig. M95630B12



Fig. M109730B12

Sanitary swimming devices designed to help prevent sinus and ear disorders, infections, etc. Extra soft, quality flesh colored natural rubber. 3 ear stopper sizes: small, medium, large. 2 nose clip sizes: junior and regular.

M95630B12 ear stoppers, pair .....\$0.25

M109730B12 nose clips, each .....\$0.50

PROFESSIONAL DIVE MASK




Fig. M120430B12

Designed, used, and endorsed by the world's foremost skin Divers and Frogmen. Equipped with 3/16" light filtering Belgium Amber glass lens. Adjustable, 2 inch wide non-slip strap for comfort. There is no finer mask. Wt. ea. approx. 10 oz. Price, each .....\$4.95


HARPOON GUN



Fig. M121630

Popular priced harpoon gun of quality materials. Light and easy to handle. Elastic powered. Safety catch on trigger prevents accidental discharge. Complete with dart and line. Price, each .....\$12.95

THE Watersprite OUTBOARD SKI BOAT



Length overall .....13'0" Beam .....62"  
Transom width .....55" Depth .....27 1/2"

Weight: Approx. 300 lbs.

Construction: White oak frames and longitudinal members. Marine bonded fir plywood sides and bottom. Mahogany forward deck, transom, seats, dashboard and trim. Two full width seats plus two half seats at transom. Brass fastened and all points glued.

Standard Equipment: 2 aft lifting handles, bow chocks, mooring bitt, demountable ski towing pylon, rear boarding step.

Finish: Natural mahogany on mahogany parts, varnished natural interior, hull light blue with dark blue trim.

PRICE LIST

- Assembled Boat, including crating .....\$465.00
- Boat Kit, frames assembled, all parts and hardware furnished except finishing materials .....\$225.00
- Ski Towing Pylon (if desired separately).....\$19.95

SWIM PIPE



Fig. M120530B12

Sensational new swimming thrill. A human snorkel of durable plastic that enables user to swim for hours on the surface face down. Seals itself automatically on dives. Approx. wt. each, 8 oz. Price, each .....\$3.95

AQUAPLANE




Fig. M210033B4

Aquaplaning is fun with your outboard, too. Here is a quality "board" of laminated construction, waterproof bonded, and beautifully finished in blue and white enamels. Dimensions are: 3/4"x24"x72". Hand ropes are 1/2" diam. soft cotton. Weight approx. 26 lbs. Try aquaplaning—it's a hit with the whole family—you'll like it.

Price, each ..... \$29.95

WATER SKIS



Made in clear natural ash with both tip and tail of ski laminated in electric mold. Furnished complete with adjustable foot binding in new improved model. 5'6" long, 1/2" thick with width tapering from 6 1/4" to 6". Shipped in matched pairs. Individually boxed. Shipping weight 15 lbs.


Fig. M140133B4 in beautiful blue and white finish . . . per pair .....\$41.95

Fig M160133B4 in natural varnish finish . . . per pair .....\$41.95

A single ski for one foot Slalom riding. In water ski tournaments men are required to ride this single type ski. Finish clear natural ash with tip and tail laminated. Center reinforcing plate attached to ski. Also furnished is extra large aluminum fin to prevent skidding. 6'2" long, 1/2" thick, 6 3/4" wide. Shipping weight 8 lbs.

Fig. M160033B4, natural finish . . . each .....\$32.95

Fig. M165033B4, blue and white finish, each \$32.95



Made from selected white ash. 1/2" thick, 7 1/2" wide, 5 ft. long, this ski is the ultimate in design for use with outboards—planes at extremely low speeds. Furnished with adjustable or non-adjustable bindings and in a choice of either natural varnished finish or blue and white enamel. Shipping wt. 17 lbs.

Fig. M180033B4, natural finish, adjustable bindings, per pair .....\$38.00

Fig. M180133B4, natural finish, non-adjustable bindings, per pair, \$33.00

Fig. M185033B4, blue and white finish, adjustable bindings, per pair, \$38.00

Fig. M185133B4, blue and white finish, non-adjustable bindings, per pair \$33.00

WATER SKIS



Fig. M99230

An excellent, well made, low cost beginner's ski. Made from 5 ply moulded hardwood with adjustable rubber foot bindings. Upcurved tip will not flatten. Durable red finish. Size 67 1/2 in. long x 6 1/2 in. wide x 5/8 in. thick. Shipping weight 16 lbs.

Price, per pair .... \$19.80

Jumping Model

This is our standard deluxe ski, especially for jumping and trick riding—reinforced to take the additional strain set up in jump work, without sacrificing any of the qualities of the Standard Deluxe model. For "going over the ramp"—the ultimate in easy handling, stability, yet built to "take it," 5'6" long x 1/2" thick x 6 1/4" max. width. Natural varnished finish only.

Price, per pair .....\$44.95




Fig. M200033B4

TOW LINES

Made of best grade manila rope in 1/4" diameter for safety. Tow line is 70 ft. long with attaching lines of 5 th. length. M150533 Combination includes regular 70 ft. line with both single and double bar attachments plus swivel snap hook for rapid change over.



- M150033 Single handle and tow line .....\$4.95
- M150133 Double handles and tow line .....\$4.95
- M150533 Combination of both with snap .....\$7.95
- M150633 Nylon single handle and tow line, \$14.95
- M150733 Nylon double handle and tow line, \$14.95
- M150833 Nylon combination .....\$17.95

SKIING ON WATER

This book written by a Water Skiing Expert and Enthusiast, and one of the pioneers of the sport, provides the answers to most questions about Water Skiing. Written in language of interest to the novice as well as the expert. Gives worthwhile hints on the more intricate stunts as well as valuable advice to the beginner. Lavishly illustrated with action shots.

Price, per copy .....\$3.50




Fig. M99120

**SEALER "900"**




Fig. M96400X

Amazing new rubber compound that makes a watertight seal. Expands and contracts with seam movement. Simply flow this synthetic rubber sealer into the open seams, let dry and paint over. It's not necessary to remove old paint.

Size	Price	No. cans per case	Wt. lbs. per case
Pint	\$2.15	12	17½
Quart	3.90	12	35
Gallon	12.40	4	35

**SEALER "900" APPLICATORS**



Fig. M1100X

The well known Sealer "900" in a convenient plastic "squeeze" applicator bottle. Easy to use—perfect flow control—no mess. May be refilled.

Weight Each Oz.	Price Each	No. per case	Wt. Lbs. per case
5¾	\$1.35	12	6



**SEALER "800"**

Makes an absolutely watertight seal.

Being rubber, it expands and contracts.

Withstands all weather conditions.

Fig. M96800X

A heavy rubber sealer for boat hulls, and is recommended where larger seams and joints can best be caulked with gun or putty knife. It is ideal for use on deck seams as well as submerged surfaces. Will seal openings up to 3/8" when used according to directions. Easy to apply and makes a perfect base for marine paints and varnish.

Size	Price	No. cans per case	Wt. lbs. per case
½ Pint	\$1.50	24	17½
Pint	2.45	12	17½
Quart	4.30	12	35
Gallon	14.80	4	35

**OUTBOARD METAL MASTIC**



Fig. M96630C48

A mastic product for sealing leaky gas tanks, cracked lower units, crankcases, cylinder heads, etc. Ideal for leaks in metal boats. Unaffected by salt water, oil, gas or acid. Resists heat. Easy to apply and can be sanded or painted. In 1½ oz. tubes mounted 12 on display card, Wt. 3 lbs. to case.

Price, per tube	\$0.75
Price, 12 tubes on card	9.00

**MOTOR SEALER "1000"**



Fig. M96530C12

A superior product for sealing 2 metal surfaces such as exhaust outlets, crankcases, etc. Withstands high temperatures, is water resistant, congeals but does not harden or crack. Packed in 1 oz. tubes and 3 oz. tubes, 12 tubes to case.

Price, per 1 oz. tube	\$0.50
Price, per 3 oz. tube	\$1.15

**MARINE GLUE**

A liquid marine glue for use in: stopping leaks, for double planking construction, all wood to wood joints, laying canvas. Prevents rot on hidden joint surfaces.



Fig. M92150

Half Pint	\$ .60 each
Pint	.95 each
Quart	1.65 each
Gallon	5.50 each

**AUTOMATIC BILGE CLEANER**

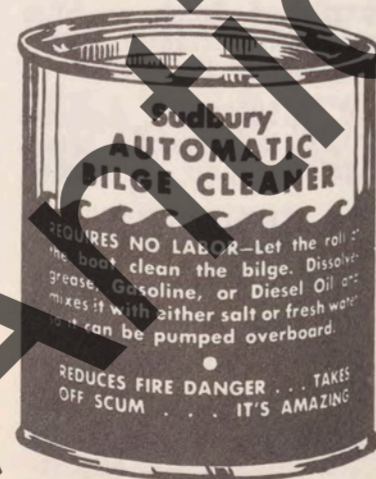


Fig. M96133

Bilges oily and greasy? Floor boards slippery from motor drip? Spill gasoline? Put a tablespoon of Automatic Bilge Cleaner in a pail of water, pour in boat, slosh it around good, pump it out and with it goes the oil, grease, and scum. Harmless to paint and varnish. Excellent for outboard test tanks, too.

4 oz. can	\$0.75
Quart	2.00

**BOAT AND CANOE FINISHES**

Pettit's



Fig. M78850

These products are designed for the attractive protection of all small craft. The Small Boat Finish can be used inside and outside and in fresh water can be used on the bottom. The Canoe Enamel has a hard gloss finish, is durable, and with excellent color retention.

**SMALL BOAT PAINT—**

	Ones	Qts.	Pts.
Dull Dead Grass, Gray, Blue Buff			
Fisher Green and White	7.50	2.15	1.20
Azure, Orange, Green			
Yellow and Red	8.00	2.25	1.25
Trojan Blue, Trojan Green	9.50	2.65	1.45

**CANOE ENAMEL**

Green, Blue, Black, Orange, Red, White	8.50	2.40	1.30
--	------	------	------

**VARNISHES—**

Old Salem Bak-Spar Varnish	9.00	2.50	1.40
Old Salem Alvar Spar Varnish	8.80	2.45	1.35
Old Salem Paint and Varnish Remover			
Regular	4.00	1.25	
Non-Inflammable	5.70	1.70	

**BOTTOM PAINTS—**

Pettit Copper Paints			
Yacht Red	7.00	2.00	1.15
Yacht Green	10.00	2.75	1.50
Yacht Brown	6.40	1.85	1.05
Great Lakes Racing Finish			
Red, Green, White and Blue	11.00	3.00	1.65
Racing Finish Undercoater			
Red, White, Green (Also for Blue)	8.00	2.25	1.25
Old Salem Copper Bronze Comp.			
Salt Water, Anti-Fouling	17.00	4.50	2.40
Fresh Water, Hard Racing	17.00	4.50	2.40

**MARINE SPECIALTIES—**

	Ones	Qts.	Pts.	½ Pts.
Seam Compound				
White, Mahogany, Gray				
Red Lead and Black	8.50	2.40		.80
Plastic Surfacer				
Natural, Mahogany and White	8.50	2.40		.80
Plastic Dough				
Natural and Mahogany	6.50	1.90		.65
Paste Wood Filler				
Natural and Walnut	6.50	1.90		.65
(Lt. and Dark Mahogany)				
Plywood Filler	8.00	2.25		
Clear Sealer	5.70	1.70		
Standard Packages: 12 pints, 8 quarts, 4 gallons.				
Color Card sent on request.				

**MOTOR FINISHES**

Self Spraying

New! Improved!



Fig. M11133

**MATCH ALL POPULAR OUTBOARD MOTOR COLORS**

EVINRUDE BLUE LACQUER  
JOHNSON GREEN LACQUER  
MERCURY GREEN LACQUER  
MARTIN BLACK LACQUER  
SCOTT-ATWATER GREEN LACQUER  
CHAMPION BLUE LACQUER  
CHRIS-CRAFT BLUE LACQUER  
LAUSON BLUE LACQUER

ALSO . . .  
DULL ALUMINUM LACQUER  
FIRE RED ENAMEL  
ACRYLIC CLEAR

Now, practically all outboard motors can be completely refinished or touched up quickly, easily and inexpensively. You get a professional-looking spray job without costly spray equipment—without brushes, mixing or waste. These 5-minute drying Spraint Marine Finishes are gasoline and oil resistant, non-fading, not affected by fresh or salt water. Always ready for use—Just spray it on.

In addition, you will want the Clear Acrylic Spray with high dielectric strength for waterproofing electrical systems, or the Fire Red Enamel for refinishing gasoline containers, and the Dull Aluminum for touching up or refinishing shafts, propellers and trim.

Weight Each Oz.	No. per Case	Wt. per Case Lbs.	Price Each
12	12	13	\$1.79

**IGNITION SEAL**



Aerosol Dispensing

Fig. M110333B12

For the permanent waterproofing of ignition systems of outboard motors, marine engines, power mowers, chain saws, etc. Protects rubber parts from oil and grease. Use also to protect chrome and brass hardware from oxidation.

Wt. Contents Oz.	Price Each	Std. Pkg.
12	\$2.25	12

**CHAMPION SPARK PLUGS**

Spark Plugs with "J" Type Ground Electrodes



"J" type ground electrodes are cut off at center line of plug.

The following plugs with "J" type ground electrodes are available for Outboards and other 2-cycle engines: 5MJ, J-12J, J-11J, J-8J, J-7J, J-6J, H-10J, HT-10J

Fig. M9900X

MAKE AND MODEL	Spark Plug Type	Spark Plug Gap	Contact Point Gap	Oil Fuel Mix Per Gallon	
				Pints	SAE Grade
CHAMPION A, 1B, R1C, S1C, S1D, 2B, 3B, D1C, D1D, D3D, S2C, S2D, D2C, D2D, D1E, S1E, 1J, 2J, 1K, 2K, 4K, 1L, 4L, B1F, D1F, D2F, S1F, S2F, 2G, M2G, 2H, 7, 7, 7, 1J, 2J, 1K, 2K, 2L, HD, 4L, HD, 3G, 1H, 3H, MIG, D1G, S1G, 4D4, M4G, S4G, 4KS, 4LS, 4LS-1X (Normal) (Racing)	**	.025	.018	1/2	30
EVINRUDE Big Four 1931-'32, 1946 thru 1950 (50 h.p.), Big Twin 1931-'32, 1951-'53 (25 h.p.), Single "A", Fleetwin 1928-'29, 1930 thru 1934 (8-11 h.p.), 1950 thru '53 (7 1/2 h.p.), Speeditwin 1927-'29, 1930 thru 1931 (22 1/2 h.p.), 1950 thru '52 (22 1/2 h.p.), Fastwin 1927-'29, 1930 thru 1933 (14 h.p.), 1950 thru 1952, Super Fastwin '53 (15 h.p.), Lightwin 1931-'38 (4-5.6 h.p.), 1952 (5.27 h.p.), 1953 (3 h.p.), Fisherman, Sturditwin (8 h.p.), Foldlight (2 3/4 h.p.), Sport Single (2.2 h.p.), Light Four (9.7 h.p.), Speedifour, Speediquad, Speediquad Imperial, Sport Four, Sport Four Imperial, Mate (1/2 h.p.) Ranger (1.1 h.p.), Scout, Sportsman 1935-'38 (1 1/2 h.p.), 1939 thru 1947 (2 h.p.), 1948 thru 1951 (1 1/2 h.p.), Sportwin 1936-'38 (2 1/4-3 h.p.), 1939 thru 1947 (3 h.p.), 1948 thru 1951 (3.3 h.p.), Zephyr (5 1/2 h.p.)	**	.025	.018	1/2	30
JOHNSON A25 to A45, A50 to A80, AA37 (4 1/2 h.p.), AT10 to AT39 (5 h.p.), DS37, DS38, DT10 to DT39, HA10 to HA39 (2 1/2 h.p.), HD10 to HD39, HS20, HS25, HS10, HS15, HS39 (2 1/2 h.p.), J25 to J75 (1 1/2 h.p.), J80 (1.7 h.p.), JW10 (3 h.p.), K35 to K45, K50 to K80, KA10 to KA39, KD15, KS15 (9.8 h.p.), LT10 to LT39, LS37, LS38, MD20, MS20 (1 1/2 h.p.), MD15, MD38, MD39, MS15, MS38, MS39, OA55 to OA65 (3 h.p.), OK15 to OK65 (7.8 h.p.), P30, P35 to P80, PO10 to PO39 (22 h.p.), PR Racing, Other Racers, QD10 thru QD13 (10 h.p.), RD10, RD11, RD12 (25 h.p.), RD13 (25 h.p.), TN28	**	.025	.018	1/2	30

MAKE AND MODEL	Spark Plug Type	Spark Plug Gap	Contact Point Gap	Oil Fuel Mix Per Gallon	
				Pints	SAE Grade
S45 thru S70 (13.3 h.p.), SD10 thru SD20 (16 h.p.), TD15, TD20, TN26, TN27, TS15, TS20 (5 h.p.), TR40 Giant, V45 to V70 (26 h.p.), 100, 110, 300, 200, 210, X400, X500 (Iron Horse) Other Iron Horse Mdl.	R-7	.020	.020	1	40
MARTIN 20(2 1/2 h.p.), 100(10 h.p.), 66 (7.2 h.p.), High Speed 100 (10 h.p.), 40 (4 1/2 h.p.), 45 (4 1/2 h.p.), 60 (7.2 h.p.), 75 (7 1/2 h.p.), 200 (17 h.p.), Hi-Speed 60 (7 1/2 h.p.)	J-6J	.030	.020	1/2	40
MERCURY K, KB, KD3, KD4, KD4S, KE3, KE4A, KE7, KF7, KF7L, KE4 (Rocket 7 1/2 h.p.), KF3 (Comet 3 1/2 h.p.), KF5 (Super 5, 5 h.p.), Standard Magneto, Phelon Magneto, KF9 (Normal), KG4 (Hurricane 7 1/2 h.p.), (Racing Only), KE4HD, KF7HD, KF9HD, KG7, (Super 10 Hurricane 10 h.p.), KG9 (Thunderbolt 25 h.p.), (Normal), (Racing), KH7 (Cruiser 10 h.p.)	J-6J	.030	.020	1/2	40
SCOTT-ATWATER 461 thru 497, 500 thru 507, 509, 1-12 (3.6 h.p.), 1-14 (4 h.p.), 1-16 (5 h.p.), 1-20 (7.5 h.p.), 1-25 (10 h.p.), 1-30 (16 h.p.)	J-6J	.030	.020	1/2	40

Standard type plugs, each \$0.85  
Racing type plugs, each 1.00

**SPARK PLUG PROTECTORS For All Motors**



**SPARKY**  
A simple foolproof rubber connector and waterproof insulator in a single unit. Insures perfect firing even if spark plug is entirely submerged in water. Gives absolute protection against water splash, dirt, oil, condensation, etc.

Fig. M92930C100

Price Each	Standard Package	Std. Pkgs. To Case	Wt. Lbs. Std. Pkg.	Wt. Lbs. Std. Case
\$0.25	100	6	2	20

DISPLAY PACKAGE DEMONSTRATOR

**FOR THE OUTBOARD CRUISER**

Drum type steerers offer dependable, effortless steering. Extra-long bronze bearing keeps drum in perfect alignment. Divided drum prevents fouling of cables.

Chain-and-sprocket type steerers are simple, sure, attractive. Connect chain to steering cables. Chain and sprocket cannot slip — the chain guard keeps chain on the sprocket, even if steering cables are slack.

Available with highly finished red wheel, or polished brass or chrome plated spoke wheel with mahogany grips, as illustrated. All steerers have handsome finishing plate, and are furnished with three bolts for mounting.

**"CRUISESTEER" STEERERS**

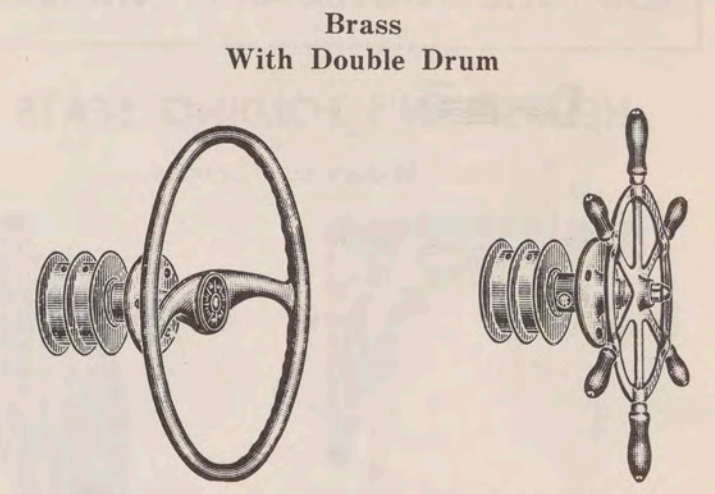


Fig. 573033 Fig. 573233

**"CRUISESTEER" STEERERS**

Brass Bulkhead Chain Type With Chain Guard

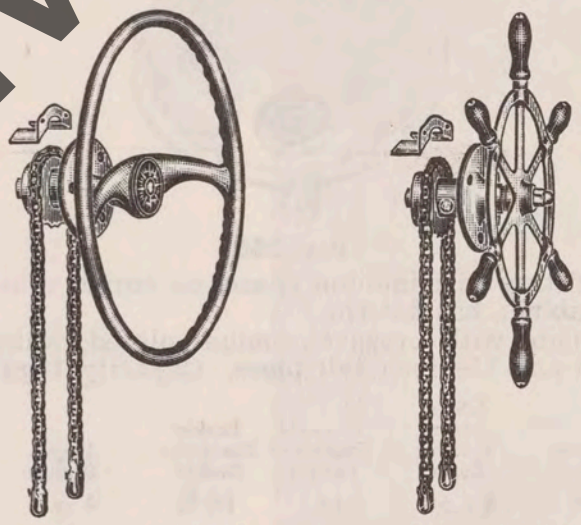


Fig. 573133 Fig. 573333

Fig. 573133 With Red Steering Wheel

Diam. Wheel Inches	Pol. Brass Each	Chrome Plated Each	Pitch of Chain Inches	Diam. of Sprocket In.	Weight Each in Lbs.
15	\$29.50	\$31.50	1/2	3 1/2	9 1/4

Fig. 573333 With Stained Mahogany Grips

Diam. Wheel Inches	Pol. Brass Each	Chrome Plated Each	Pitch of Chain Inches	Diam. of Sprocket In.	Weight Each in Lbs.
16	\$37.00	\$47.00	1/2	3 1/2	9

- Parts
- Handles or Grips ..... \$0.25 Each
  - Handle Bolts ..... .40 "
  - Sprockets ..... 6.35 "
  - Acorn Nuts ..... 1.00 "
  - Chain Shackles ..... .80 "
  - Steel Roller Chain, 1/2-inch pitch, per length 3.75 "

**STEERING WHEELS**

Standard Type — Polished Brass Wheel




Fig. 56333 Stained Mahogany Grips, Wood Drum, Flat Spokes and Rim.

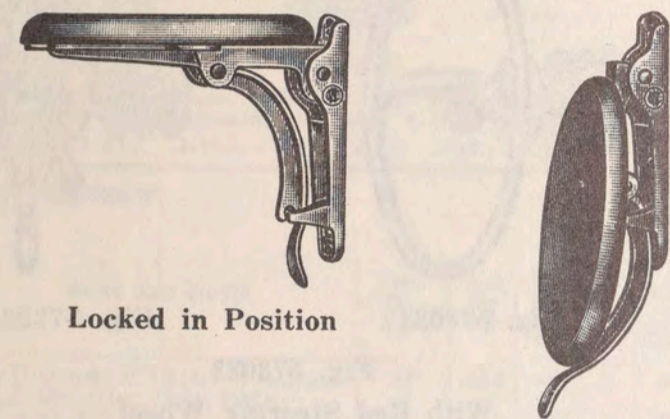
Diam. of Wheel Inches	Pol. Brass Each	Chrome Plated Each	Diam. of Drum Inches	Length of Drum Inches	Size of Base Plate Inches	Drilled for Wood Screws No.	Weight Each in Lbs.
12	\$11.00	\$16.50	2 1/2	3	3 3/8 x 3 3/8	12	3 1/4
16	18.50	....	3	3 1/2	4 x 4	12	4 3/4
20	31.00	....	4	4 1/2	5 1/4 x 5 1/4	16	9 3/4

- Parts
- |                        | For 12" Size Each | For 16" Size Each | For 20" Size Each |
|------------------------|-------------------|-------------------|-------------------|
| Handles or Grips       | \$0.25            | \$0.25            | \$0.40            |
| Handle Bolts           | .40               | .40               | .80               |
| Posts with Back Plates | 2.25              | 4.50              | 7.10              |
| Drums                  | .70               | 1.30              | 3.25              |
| Acorn Nuts             | .80               | 1.00              | 1.60              |

**FOR THE OUTBOARD CRUISER**

**HELMSMAN'S FOLDING SEATS**

Cast Manganese Bronze



Locked in Position

Fig. 56833

Folded

Size No.	Each	Brackets Only Each	Diam. Seat Inches	Type Seat	Projection Back to Front Inches	Weight Each in Lbs.
1	\$15.00	\$9.50	10	Wood*	10%	5
2	17.00	10.75	12	Aluminum	12%	6½

\*Mahogany stained.

**HELMSMAN'S FOLDING SEATS**




Fig. M121033

ALL HEAVY GAUGE ALUMINUM  
KAPOK FILLED  
CANVAS COVERED CUSHION

An excellent item for cruisers of all sizes. Especially appreciated by the boat owner who has spent hours at the wheel.

The seat cushion is soft, comfortable and roomy enough for the person with wide beam. It is quickly detached for emergency use.

The back is set at proper angle for steering comfort, not for sleeping.


The entire unit folds without effort into a very compact package out of the way when standing is necessary.

May be installed on port or starboard side.

Each	Dimensions of Seat Inches	Height of Back Inches	Weight Pounds
\$28.00	16½ x 11¼	18	8

**THREE-QUARTER VENTILATORS**

Polished Wrought Brass



Starboard  
Fig. 879533

Size No.	Pol. Brass Pair	Chrome Plated Pair	Length Inches	Height Inches	Size Opening Inches	Weight Pair in Lbs.
1	\$3.50	\$4.50	6½	3½	1¼ x 3	¾
2	4.50	6.00	9¼	4	1¾ x 3¾	¾

Drilled for No. 8 Wood Screws.

When ordering half pairs be sure to specify port or starboard.

This handsome streamlined vent fits snugly against deck house or cabin and deck. It gives a lot of ventilation, yet does not obstruct the catwalk.

**LAVATORY**

STEEL—WHITE PORCELAIN ENAMELED




Fig. 258

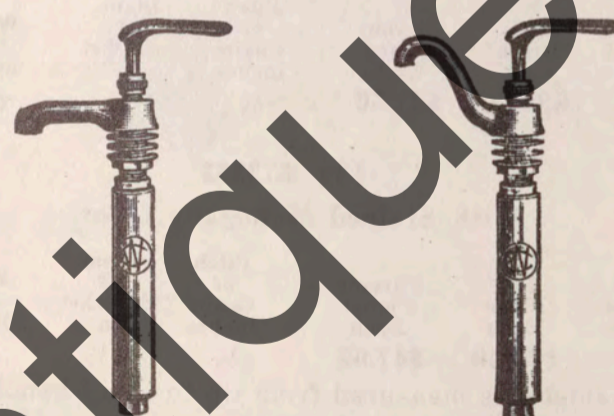
For fitting in minimum space, on corner stand or in small cabinet, has flat rim.

Complete with brass chromium plated drain fitting stopper and 1½ inch tail piece. Capacity 1 gallon.

Complete Each	Spare Drain Fitting Each	Outside Diameter Inches	Inside Diameter Inches	Depth Inches	Weight Pounds
\$5.00	\$2.50	12	10%	4½	1¾

**GALLEY OR LAVATORY PUMPS**

Polished Brass or Chromium Plated



Straight Spout

Fig. 539333

Gooseneck Spout

Fig. 538533

Fig. No.	Pol. Brass Each	Chrom. Plated Each	Diam. Barrel Inches	Length Barrel Inches	Spout Projects Inches	Weight Each in Lbs.
539333	\$16.00	\$18.00	1½	7	3	3
538533	17.00	19.00	1½	7	3	3

Capacity: 8 strokes to one quart.

Tapped for ½-inch pipe.

**OUTBOARD CRUISER**

**STOVES**

erno



this one burner stove uses or fuel. Safe—non-spillable flame intensifier adjusts to a bubbling boil. All parts enamel finish, brass guard

Height Inches	Width Inches	Depth Inches
8	11¼	11¼

**GALLEY STOVES**

Alcohol

Galvanized or  
Stainless Steel

Fig. M105333

or use aboard boats. Simple gravity fed—no pumping regulated by turning the knob

Aluminum plated for appearance. Equipped for holding pots and

Depth inches	Fuel Tank cap. qts.	Shipping wt. lbs.
12¾	1¼	3¾
1		\$11.95
steel		\$14.95

**ELECTRIC CABIN FIXTURES**

Cast Bronze  
Equipped With Switch  
Bayonette Base Double Contact Socket

Pol. Bronze Each	Chrome Plated Each	Depth Inches
\$4.25	\$5.10	4

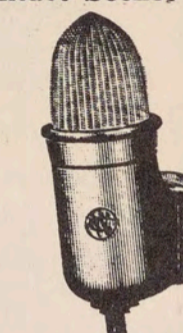


Fig. 106330

**COMBINATION LIGHTS**

Cast Bronze  
With Rebulbing Plug

Height Lens Inches	Polished Bronze Each	Chrome Plated Each
2¾	\$12.75	\$14.50




Fig. 26030

Equipped with Fresnel Lenses; one Red and one Green.

Bayonette Base Double Contact Socket.  
¾-inch diameter Flag Pole Socket.

WATCH FOR THE  
NEW "CRUISETTE" SEACLO!  
Simplest, most compact marine toilet — especially planned to meet Kit Cruiser demands.  
Will be available about April 1st.

**ELECTRIC STERN LIGHTS**

Wrought Brass  
Screw Base Corrugated Globe

Polished Brass Each	Chrome Plated Each	Height Inches
\$4.75	\$6.00	6%



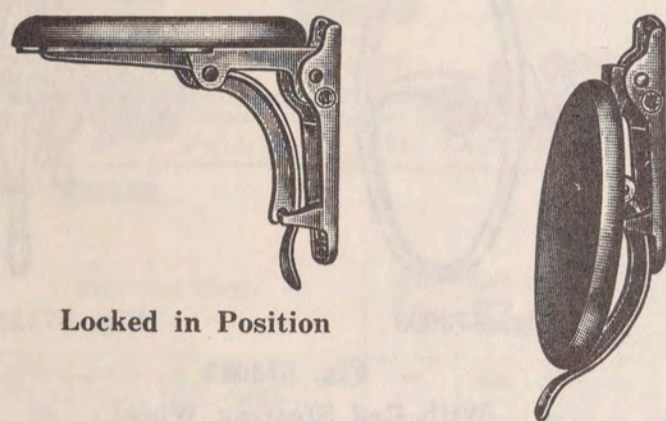
Fig. 933030

Furnished with Bayonette Base Double Contact Socket.

**FOR THE OUTBOARD CRUISER**

**HELMSMAN'S FOLDING SEATS**

Cast Manganese Bronze



Locked in Position

Fig. 56833

Folded

Size No.	Brackets Only Each	Diam. Seat Inches	Type Seat	Projection Back to Front Inches	Weight Each in Lbs.
1	\$15.00	\$9.50	10 Wood*	10 7/8	5
2	17.00	10.75	12 Aluminum	12 3/4	6 1/2

\*Mahogany stained.

**HELMSMAN'S FOLDING SEATS**

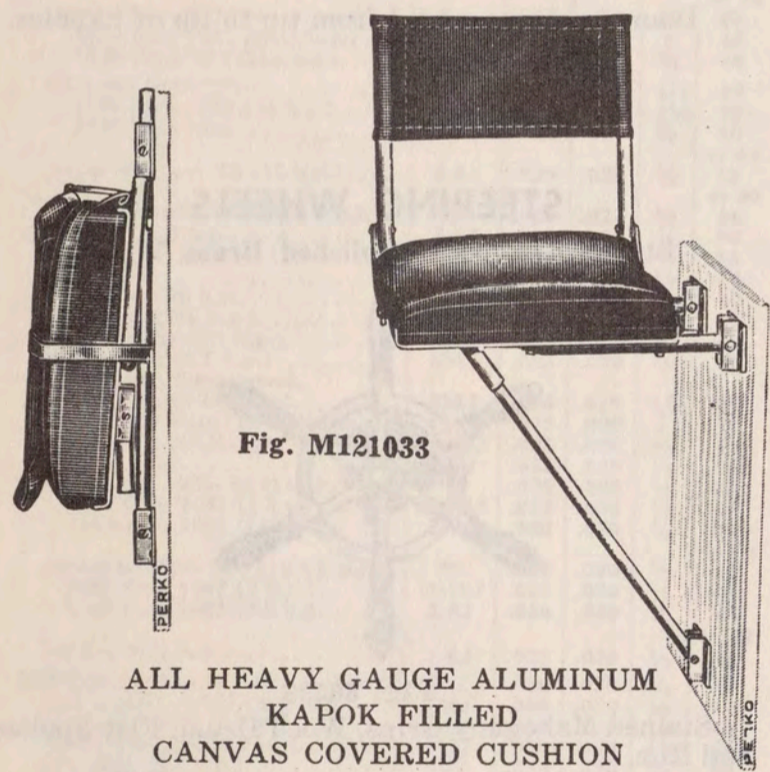


Fig. M121033

ALL HEAVY GAUGE ALUMINUM  
KAPOK FILLED  
CANVAS COVERED CUSHION

An excellent item for cruisers of all sizes. Especially appreciated by the boat owner who has spent hours at the wheel.

The seat cushion is soft, comfortable and roomy enough for the person with wide beam. It is quickly detached for emergency use.

The back is set at proper angle for steering comfort, not for sleeping.

The entire unit folds without effort into a very compact package out of the way when standing is necessary.

May be installed on port or starboard side.

Each	Dimensions of Seat Inches	Height of Back Inches	Weight Pounds
\$28.00	16 3/8 x 11 1/4	18	8

**THREE-QUARTER**

Polished Wrou



Starboa  
Fig. 87

Size No.	Pol. Brass Pair	Chrome Plated Pair	Length Inches	H In
1	\$3.50	\$4.50	6 1/2	
2	4.50	6.00	9 1/4	

Drilled for No. 8 Wood Sc  
When ordering half pairs or starboard.

This handsome streamlined deck house or cabin and decl tilation, yet does not obstruct

**LAVATO**

STEEL—WHITE PORC




Fig. 21

For fitting in minimum spa  
small cabinet, has flat rim.  
Complete with brass chrom  
stopper and 1 1/2 inch tail pie

Complete Each	Spare Drain Fitting Each	Outside Diameter Inches
\$5.00	\$2.50	12

**GALLEY OR LAV**

Polished Brass or



Straight Spout  
Fig. 539333

Fig. No.	Pol. Brass Each	Chrom. Plated Each	Diam. In
539333	\$16.00	\$18.00	
538538	17.00	19.00	

Capacity: 8 strokes to on  
Tapped for 1/2-inch pipe.

**FOR THE OUTBOARD CRUISER**

**GALLEY STOVES**

Sterno





Fig. M113220

Ideal for limited space, this one burner stove uses Sterno Canned Heat for fuel. Safe—non-spillable—economical. Unique flame intensifier adjusts flame from a simmer to a bubbling boil. All parts rust proofed—vitreous enamel finish, brass guard rail.

Price Each	Sterno Canned Heat Per Can	Height Inches	Width Inches	Depth Inches
\$24.50	\$0.35	8	11 1/4	11 1/4

**GALLEY STOVES**

Alcohol



Galvanized or  
Stainless Steel

Fig. M105333

Specially designed for use aboard boats. Simple to operate—burners are gravity fed—no pumping necessary. Flame is regulated by turning the knob as on any kitchen range. Tanks are brass, chromium plated for appearance. Guard rail equipped for holding pots and pans in place.

Length inches	Dimensions Height inches	Depth inches	Fuel Tank cap. qts.	Shipping wt. lbs.
9 1/2	9 1/2	12 3/4	1 1/4	3 3/4

Price, each galvanized ..... \$11.95  
Price, each stainless steel ..... \$14.95

**ELECTRIC CABIN FIXTURES**

Cast Bronze  
Equipped With Switch  
Bayonette Base Double Contact Socket

Pol. Bronze Each	Chrome Plated Each	Depth Inches
\$4.25	\$5.10	4




Fig. 106330

**COMBINATION LIGHTS**

Cast Bronze  
With Rebulbing Plug

Height Lens Inches	Polished Bronze Each	Chrome Plated Each
2 3/4	\$12.75	\$14.50




Fig. 26030

Equipped with Fresnel Lenses; one Red and one Green.  
Bayonette Base Double Contact Socket.  
3/4-inch diameter Flag Pole Socket.

**WATCH FOR THE NEW "CRUISETTE" SEACLO!**  
Simplest, most compact marine toilet — especially planned to meet Kit Cruiser demands.  
Will be available about April 1st.

**ELECTRIC STERN LIGHTS**

Wrought Brass  
Screw Base Corrugated Globe

Polished Brass Each	Chrome Plated Each	Height Inches
\$4.75	\$6.00	6 3/4



Fig. 933030

Furnished with Bayonette Base Double Contact Socket.

Mesco



**TRY WATER SKIING!**  
America's Fastest Growing  
Water Sport

Antique Boat Museum