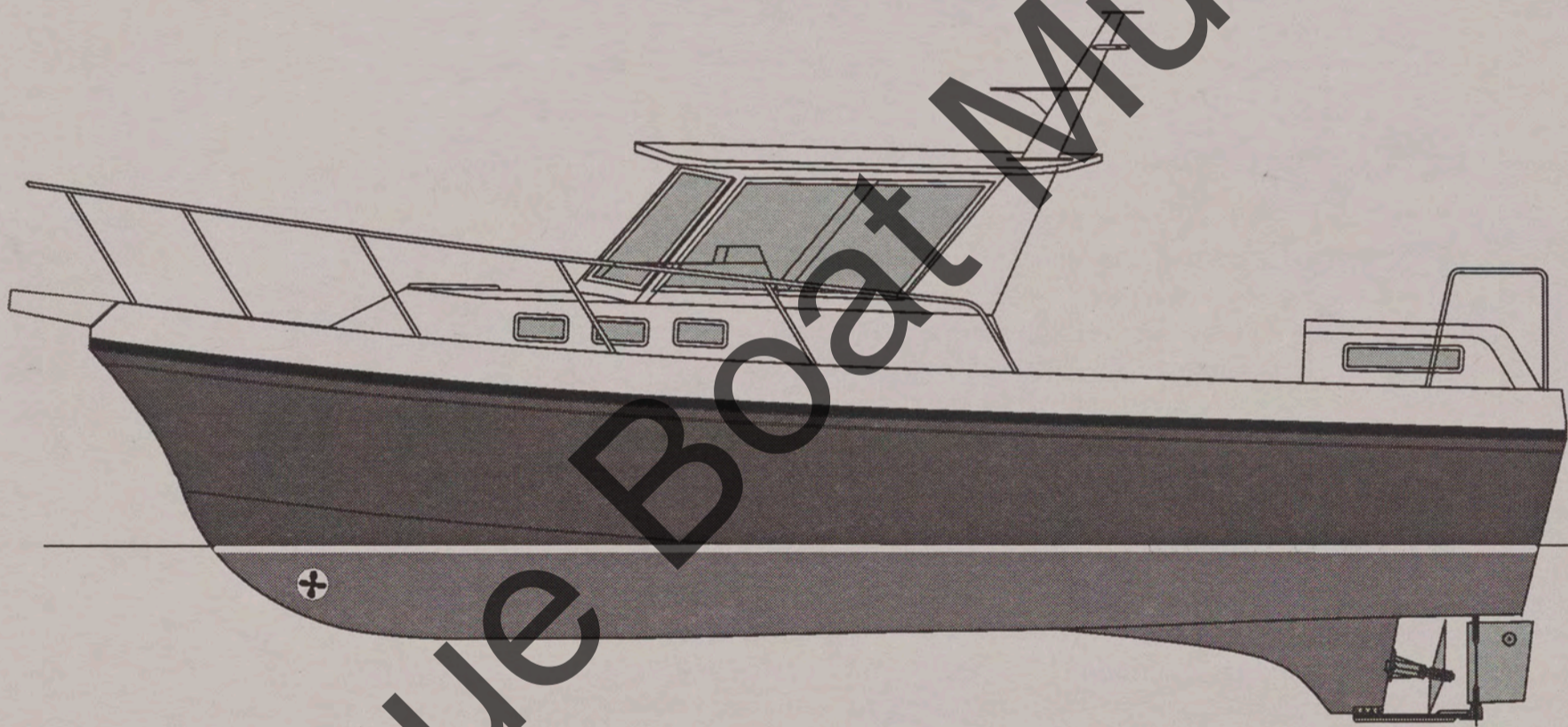


# ALBIN 30

## FAMILY CRUISER

TECHNICAL SPECIFICATIONS BULLETIN



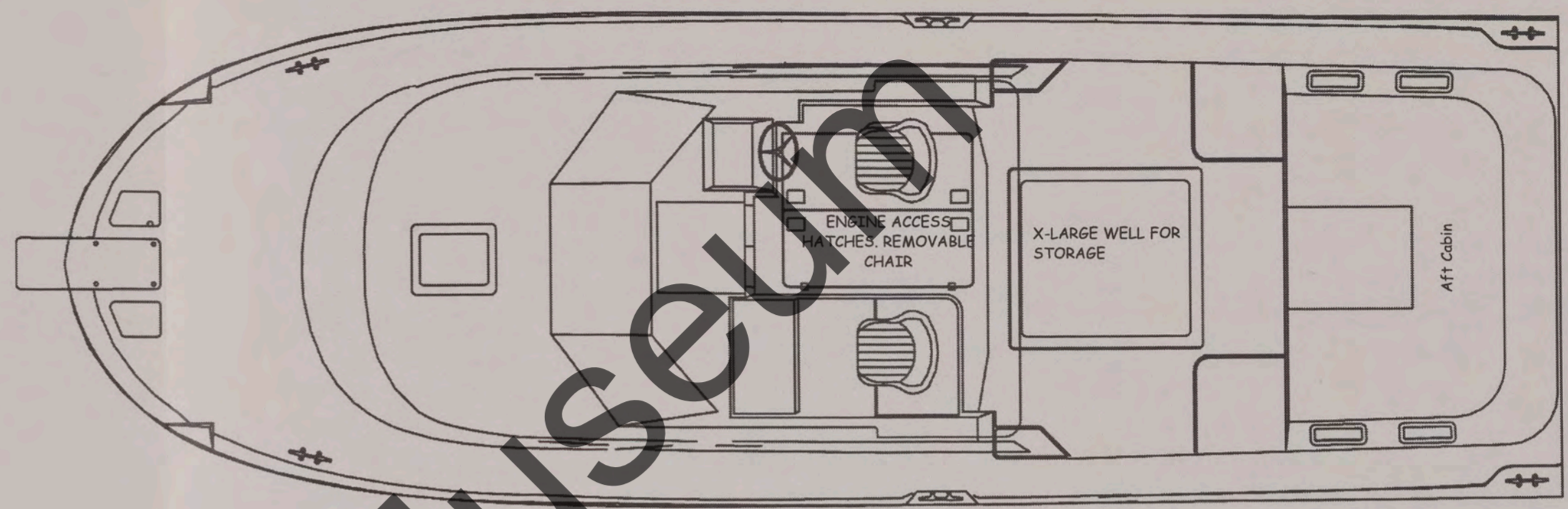
# TECHNICAL SPECIFICATIONS

L.O.A (Standard Pulpit)	31' 5"
Length (Hull & Deck Only)	29' 07"
L.W.L.	26' 08"
Beam O. A. (complete with Rub Rail)	10'
Draft	3' 2"
Deadrise at Transom	19°
Air Draft (Complete with Radar Arch) <sup>(1)</sup>	9'
Air Draft (To Wheelhouse Top w/o Arch) <sup>(2)</sup>	8' 4"
Air Draft (Convertible, Top of Windshield)	7' 3"
Air Draft (Convertible, Top of Windshield + Arch)	8' 3"
Water Capacity (Including Water Heater)	26 gals.
Fuel Capacity	126 gals.
Holding Tank	18 gals.
Displacement, Loaded	9,800 lbs.
Hull Type	Progressive Modified -V
Designer	Albin Marine Design Group

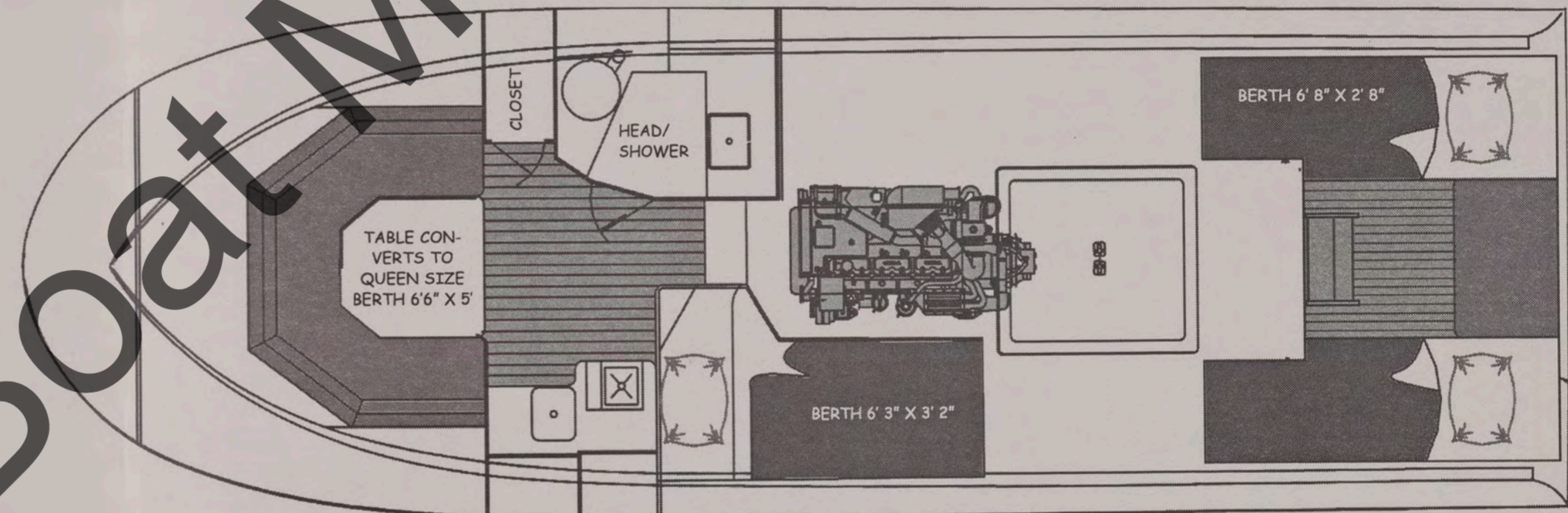
- (1) Add Radar & Rod Holders etc.
- (2) Arch is Removable
- (4) Varies with layout and engine choice.

**The Albin 30 Family Cruiser** is designed to satisfy the diverse demands of today's boating family. Albin pioneered the After Cabin concept in the sixties and seventies with the famous Swedish built Albin 25'. Later in the eighties we built a 27' after cabin model. The new 30 aft cabin offers roomy sleeping accommodations for 5 in separate quarters as well as improved performance. The forward cabin area has an enclosed marine head/ shower compartment, a convertible dinette (to a 6' 6" X 5' queen berth) and a galley area with stove, refrigerator, microwave and sink. Aft of the galley is a 6' 3" X 3' 3" berth. Eight opening portholes and overhead hatch provide excellent ventilation to this area. There is a large storage well in the center of the cockpit. The well has a macerator and can be raised hydraulically if access is necessary. The aft cabin offers privacy for children or adults. It has 2 single berths which convert into a 7' 11" X 5' queen. The hull is designed with the North Sea in mind. The skeg keel protects the propeller and adds to the stability. The bow flair keeps the decks dryer. It comes standard with a bow thruster for easy dock side maneuvering. The Family cruiser can be ordered with a wheelhouse or as a convertible. Can we build one for you?

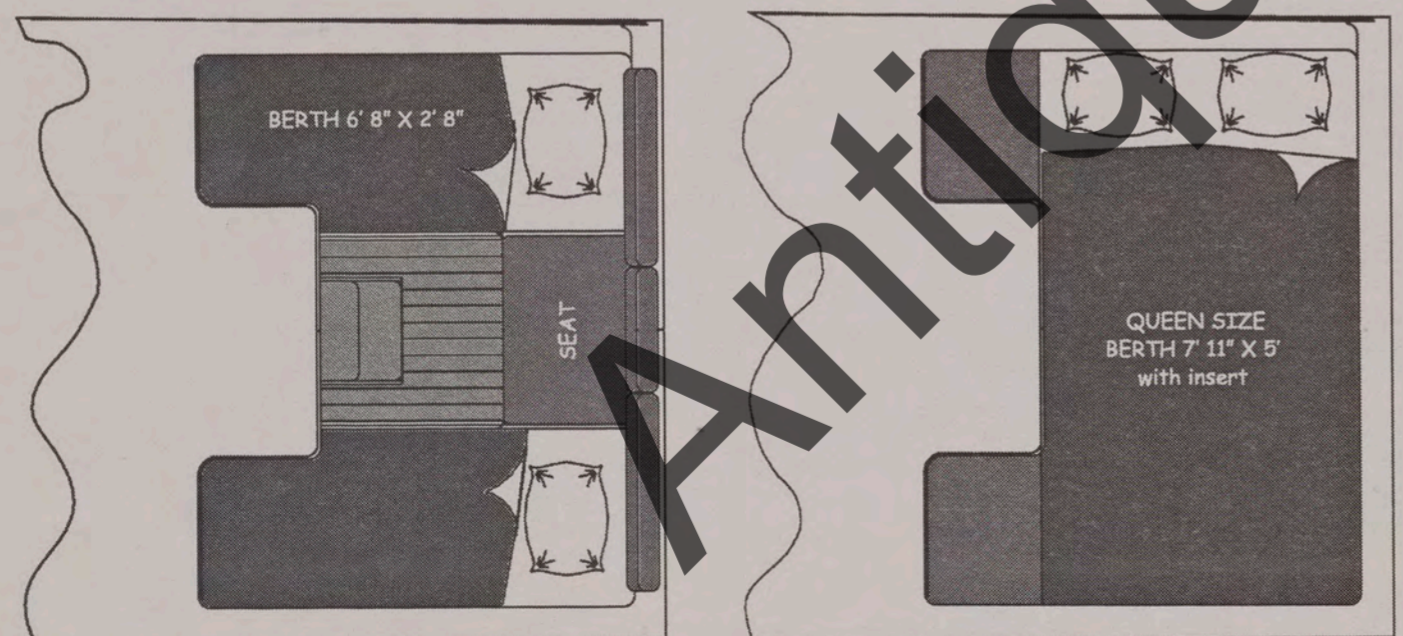
DECK PLAN



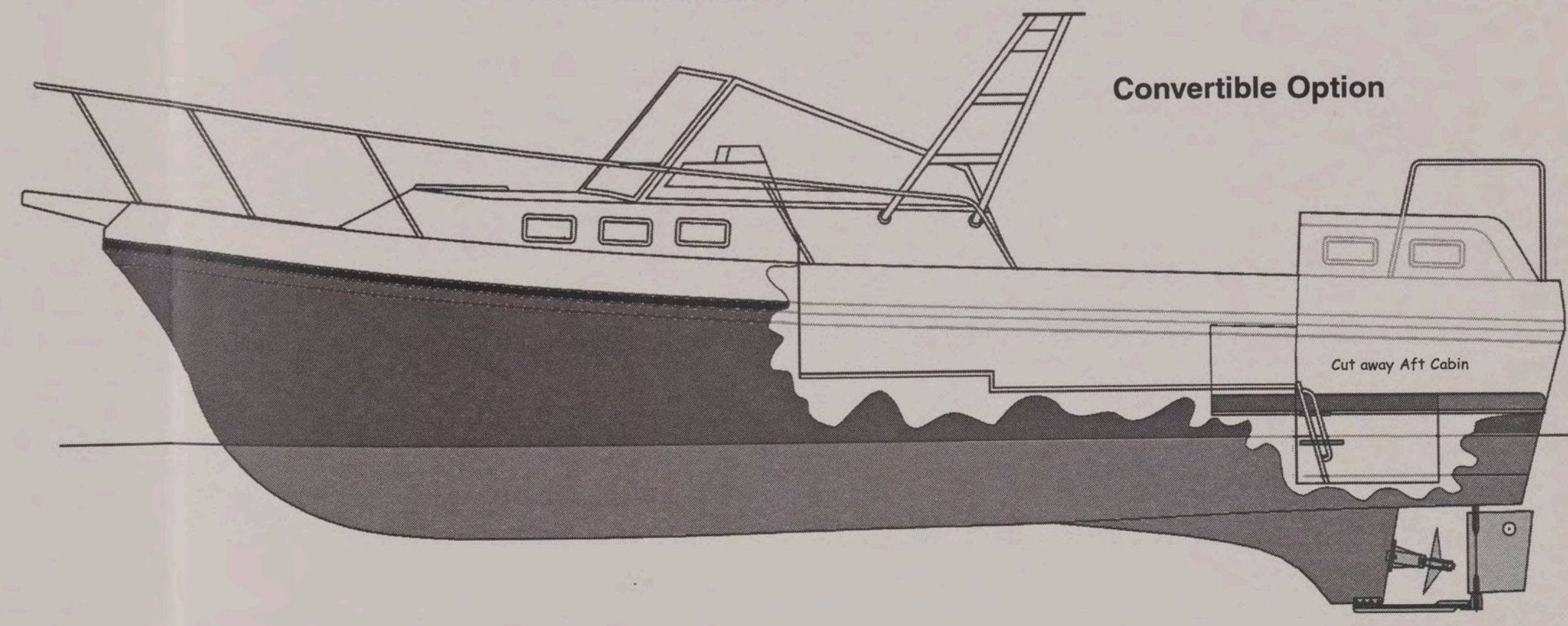
CABIN PLAN



Aft Cabin layout



Convertible Option



## ALBIN 30 FAMILY CRUISER

# STANDARD EQUIPMENT LIST

The Albin 30 Family Cruiser has been designed to give a soft and stable ride in heavy sea conditions coupled with very economical fuel consumption. The Albin 30 is uniquely designed to meet the demands of the seasoned boater as well as providing accommodations and creature comforts to suit the needs of the cruising family. A rugged, individualized offshore vessel, the Albin 30 is built without compromise.

### Wheelhouse & Cockpit

Red/White Light in Wheelhouse  
Courtesy Lights in Wheelhouse & Cockpit  
12v Outlet supplied at Helm station  
Custom Electronics area for Flush Mounting Electronics  
Hydraulic Steering with Tilt-Wheel  
Large Storage and Access Hatches in Deck  
T-Handle Lock Downs on all cockpit hatches  
Large Fish/ Storage Box in Transom  
Sliding Helm Seat with Swivel  
Navigation Station with Crew Seating  
Drawers and Tackle Storage  
Pantograph Windshield Wipers (3)  
Drink Holders installed in Wheelhouse  
Sliding Windows Port and Stbd

### Forward Deck Area

Wide, Unobstructed Side Decks  
Large Mooring Bit with Bow Pulpit  
S/S Extended Bow Rail To Back of Wheelhouse  
(6) Large S/S 10" Mooring Cleats  
Stainless Steel Horn  
(2) Hatches access Anchor Locker  
Large opening Hatch in Forward Cabin Roof  
(8) Portholes with Screens in Forward Cabin  
Grab Rails on Wheelhouse Roof and Sides  
Fully Vented Center Windshield  
Radar Arch with Antenna and Radar Pads  
30" Transom rail w/ center lifeline

### Mechanical/ Electrical

Bow Thruster with Electronic Control  
Hydraulic Steering  
Easy Access to Circuit Breaker Panel  
Full Engine Instrumentation with Audible Alarms  
Dockside 30 AMP Service  
Ample 110v Outlets throughout with GFI Protection  
Large Hatch with Bennett Hatch Lifter  
Fresh Water Cooled Engine  
Hydraulic Trim Tabs  
30 AMP Battery Charger  
Shaft 1.50" Aquamet 22 Stainless Steel  
TIDES™ Shaft Seal  
Propeller 4 Bladed Nibral  
Seacocks & Strainers are Bronze  
All Thru-Hull Fittings are Bonded  
(3) Electrical Bilge Pumps and (1) Manual Pump

### Aft Cabin

Large U-shaped berth converts to Queen  
Reading Lights throughout  
Red/ White Dome Lights throughout  
Courtesy Lighting  
Vinyl Headliner  
Full access to mechanical components  
Four Opening Ports  
Carpet throughout Boat

### Cabin/ Galley Area

S/S Sink with Pressurized Water System  
Hot Water Heater Heated by Engine and 110v  
Microwave Oven, 110v  
Butane Stove  
Refrigerator 2.8 cuft. 12v DC/ 110v AC  
Head/ Shower Full Size Marine Toilet w/18 gal Holding Tank w/  
dedicated Sump Pump  
Accent Lighting in Cabin & Head  
Courtesy Lights in Cabin & Head  
Ample Drawers, Cupboards and Lockers  
Dinette Seating area converts to Queen sized Berth  
Large Single Berth aft of Galley Area AM/ FM Stereo CD Player

### Upholstery & Carpet

Settee and Berth Cushions feature high-density foam with the Best Quality "Zip-On" Fabric Covers  
Custom Cabin Headliner with Leather-grained Vinyl over insulated foam backing  
Cabins are Carpeted and Color-Matched to interior Upholstery

### Factory Options

Consult your Albin Dealer for complete details on Available factory installed options or custom work.

### Construction

At Albin we use the best available materials for the construction of our ocean-going vessels.  
Deck Hardware is through-bolted using aluminum backing plates.  
Hull-to-deck joint is through-bolted and chemically bonded and sealed using 3M's "5200" adhesive.  
We construct our boats using a combination of bi-axial & uni-directional FRP knitted products. All through-hull areas have solid reinforcement to prevent damage to the Hull/Deck Laminates.  
By the use of these construction techniques, coupled with superior hull and interior designs, we enjoy the enviable reputation of fine sea-keeping qualities, comfortable and practical interiors with economy in use.

Specifications subject to change without notice. Please contact your dealer or Albin Marine.